










## EUTF Results Framework updated 02.07.21

RESULTS STATEMENTS		SECTOR	INDICATORS	SDG	SDG INDICATORS	
<p><b>More Syrian and host communities are educated</b>, through better access to quality basic education, improved school and teaching capacities and increased access to higher education</p>	Access to quality basic education facilitated	<b>BASIC EDUCATION</b> 	1	Number of children whose registration fees for public formal education are subsidised	<b>SDG 4 Quality education</b>	Proportion of children and young people (a) in grades 2/3; (b) at the end of primary; and (c) at the end of lower secondary achieving at least a minimum proficiency level in (i) reading and (ii) mathematics, by sex (4.1.1.)
	Improved school capacities (i.e. human, infrastructure, facilities & equipment, access to energy)		2	Number of children and adolescents referred to formal education		Participation rate of youth and adults in formal and non-formal education and training in the previous 12 months, by sex (4.3.1.)
			3	Number of children benefitting from non-formal education and learning support programmes		4.1.1. See above
			4	Number of educational personnel, including teachers, volunteers and administrative staff trained		Proportion of schools with access to (a) electricity; (b) the Internet for pedagogical purposes; (c) computers for pedagogical purposes; (d) adapted infrastructure and materials for students with disabilities; (e) basic drinking water; (f) single-sex basic sanitation facilities; and (g) basic handwashing facilities (as per the WASH indicator definitions) (4.a.1.)
	Increased access to higher education for Syrian and host community students		<b>HIGHER EDUCATION</b> 	5		Number of schools and other educational facilities constructed, upgraded in standards and equipped
		6		Number of higher education certificates awarded (including for BA, MA and Vocational education)		<b>SDG 8 Decent work and</b>
	<p><b>More Syrian and host communities with better livelihoods and food access</b>, through better employability prospects and improved financial and productive capacities</p>	<b>LIVELIHOODS</b> 	7	Number of youths, adolescents and adults enrolled in higher education with EUTF support		
8			Number of work opportunities promoted by EUTF			
9	Number of people participating in employability, vocational and entrepreneurial skills training programme					

RESULTS STATEMENTS		SECTOR		INDICATORS	SDG	SDG INDICATORS	
	Strengthened productive capacities of target groups		10	Number of Micro, Small and Medium Enterprises supported with coaching and training			
	Increased financial capacity of Syrian refugees		11	Number of people receiving cash assistance from EUTF (and or food vouchers) with EUTF support	SDG 1 No poverty	Proportion of population below the international poverty line, by sex, age, employment status and geographical location (urban/rural) (1.1.1.)	
<b>More Syrian and host communities have better health</b> , through improved access to health (and water) services, strengthened local capacities (in health and WASH); and strengthened infrastructure (also in both sectors)	Access to medical care and health services facilitated to Syrian, migrants and asylum seekers and host communities	<b>HEALTH</b> 	12	Number of people receiving primary health care consultations and essential medicines	SDG 3 Good health and wellbeing	Universal Health Coverage (UHC) index (3.8.1.)	
			13	Number of people treated in emergency services		Maternal mortality ratio (3.2.1)	
			14	Number of pregnant women receiving 4 or more antenatal consultations		Neo-natal mortality rate (3.2.2)	
			15	Number of women attending at least one postnatal care visit at the supported health facilities			
			16	Number of children under 5 years vaccinated			
			17	Number of professional staff in primary, secondary and tertiary health care services trained		Universal Health Coverage (UHC) index (3.8.1.)	
	Strengthened human capacity to deliver primary and secondary health care services		18	Number of people reached through health education activities			
	Improved health infrastructure		19	Number of health infrastructure upgraded/refurbished			
	Improved WASH capacities and infrastructure	<b>WASH</b> 	20	Number of people with access to safely managed drinking water		SDG 6 Clean water and sanitation	Proportion of population using safely managed drinking water services (6.1.1.)
			21	Number of people trained in WASH			Proportion of population using (a) safely managed sanitation services and (b) a hand-washing facility with soap and water (6.2.1)
22			Number of municipal/regional water and wastewater facilities constructed/rehabilitated and/or equipped				
23			Metres of transmission and distribution lines rehabilitated and/or installed				

RESULTS STATEMENTS		SECTOR		INDICATORS	SDG	SDG INDICATORS
<b>Improved wellbeing of Syrian and host community children, women and adults</b> , through better protection mechanisms, strengthened local and national service and social cohesion capacities	Strengthened children, women and adult protection services	<b>PROTECTION</b> 	24	Number of people receiving psychosocial support	SDG 4 Quality education and SDG 16	Proportion of children under 5 years of age who are developmentally on track in health, learning and psychosocial well-being, by sex AND refugee/host population (4.2.1.)
			25	Number of women accessing Gender Based Violence related services		
			26	Number of people trained on child protection and gender-based violence		
	Access to safe land		27	Number of m <sup>2</sup> cleared	SDG 10 Reduced inequalities	Number of countries that have implemented well- managed migration policies (10.7.2.)
	Protection infrastructure strengthened		28	Number of asylum facilities (re-) constructed/equipped/upgraded		
			29	Number of asylum spaces functional		
	Local and national systems and service delivery capacities in target areas strengthened	<b>SOCIAL COHESION</b> 	30	Number of municipalities benefitting from infrastructure improvements	SDG 16 Peace, justice and strong institutions	Proportion of population satisfied with their last experience of public services (16.6.2)
			31	Number of public sector officers trained		
			32	Number of people trained in social cohesion related topics		
			33	Number of community centres and other facilities refurbished, upgraded in standards or equipped		
Enhanced community cohesion capacities among Syrian refugees and host communities			34	Number of young people benefiting from peer information and extracurricular activities, such as sports and culture		
	35		Number of people reached with information campaigns and awareness sessions, including on hygiene, environment, and protection related topics			
<b>Improved alliances promoting development in the neighbour countries of Syria and awareness on crisis and response in the EU and host affected communities</b>	Provision of advocacy for refugees	<b>ADVOCACY</b> 	36	Number of advocacy initiatives supported at the national and regional level	SDG 10 Reduced inequalities and SDG 16 Peace,	Number of countries that have implemented well- managed migration policies (10.7.2.) and Proportion of population satisfied with their last experience of public services (16.6.2)
	Alliances built	<b>ALLIANCES</b> 	37	Number of civil society, public and private alliances as part of EUTF intervention	SDG 17 Partnerships for the goals	Amount of United States dollars committed to (a) public-private partnerships and (b) civil society partnerships. (17.17.1.)