



1st RESULTS REPORTING

AGAINST THE EUTF MADAD RESULTS FRAMEWORK
SELECTED OUTPUT INDICATORS

Summary Report

This project is funded by
The European Union



A project implemented by
Particip Consortium



TABLE OF CONTENTS

1. Introduction	3
2. Overall aspects of the EUTF-MADAD	4
2.1. Overall intervention logic	4
2.2. Results Framework	8
3. Methodology	10
4. Findings	12
4.1. EUTF-MADAD Region	12
4.2. All sectors overview	16
4.3. Priority sectors overview	20
4.3.1. Basic Education	20
4.3.2. Higher Education	25
4.3.3. Health	29
4.3.4. Resilience and Local Development	33
4.3.5. WASH	37
4.3.6. Protection	40
Annexes	44

1. INTRODUCTION

The conflict in Syria continues to drive the largest refugee crisis in the world. Over 5.6 million Syrians are registered as refugees in neighbouring countries with the crisis going into its 8th year. Despite the move of hundreds of thousands of Syrian refugees to Europe in 2015/2016, the primary burden of hosting the refugees continues to fall on the neighbouring countries in the region. Lebanon (1 million) and Jordan (650,000) host the largest numbers of registered refugees per capita in the world. In Lebanon, one in five people is a refugee, while one in fifteen is a refugee in Jordan. Meanwhile, Turkey continues to host the largest number of refugees in the world, 3.5 million. Iraq and Egypt host large numbers of Syrian refugees along with refugees from many other countries. While the vast majority of Syrian refugees continue to be geographically integrated with host communities in urban, peri-urban and rural areas, they are increasingly vulnerable and face extremely high rates of poverty. Refugees continue to face a number of specific challenges across the region, including limited livelihoods opportunities, exhaustion of savings, and the adoption of negative coping mechanisms, which further exacerbates the residual protection risks they face. Broader political and social pressures can also affect stability between displaced populations and host communities in countries across the region.

THE TRUST FUND

Since its establishment in December 2014, an increasing share of the EU's non-humanitarian aid for Syrian refugees and their host countries is provided through the EU Regional Trust Fund in Response to the Syrian Crisis, the 'Madad' Fund. With contributions and pledges from 22 EU Member States and Turkey, amounting to now more than €150 million, and contributions from various EU instruments, the Fund has reached a total volume of €1.5 billion to date.

Large programmes focusing on education, livelihoods, health, socio-economic support, water and waste water infrastructure – benefitting both refugees and their host communities - have already been approved by the Fund's Board, for a total of more than €1.2 billion. Of this, €920 million have been contracted in over 46 projects to the Trust Fund's implementing partners on the ground, now reaching more than 2 million beneficiaries.

2. OVERALL ASPECTS OF THE EUTF MADAD

2.1. OVERALL INTERVENTION LOGIC

In the main, humanitarian donor budgets are often not sufficient and geared towards the protracted Syrian crisis whilst needs become increasingly structural, particularly in terms of resilience, recovery and education. Moreover, development aid budgets are programmed for years in advance, despite a need for a more flexible financing instrument. This is offered by the EUTF Madad. Moreover, the Madad also serves as a potential vehicle for a future joint post-conflict recovery and reconstruction effort in Syria.

The reconstructed overall intervention logic for the EUTF Madad which is presented below defines the Impact, Outcomes, Outputs, Activities and Inputs contributing to or resulting from the implementation of Madad (through its actions). These correspond to the different sequential levels necessary to bring about the desired results as defined by the Madad's basic documents¹.

The analysis of the intervention logic is complemented with the identification of the assumptions (the necessary and positive conditions) required for the realisation of the causal relationships on which the Madad logic is built. Assumptions need to be met (to exist) prior to the start of implementation and as such are placed on the bottom of the intervention logic; without these an action cannot and should not take place, i.e. no activity should be implemented. Assumptions are either contextual (addressing factors of the wider context of the Madad countries/thematic areas) or refer to specific levels of the Madad intervention logic and they need to be met in order to move to a higher level. They are placed on the level of activities, outputs and outcomes. Changes in the assumptions over time may be needed according to the changing context or priorities. These assumptions as well as their possible changes will help explain the nature/level/quantity of the results achieved by the EUTF Madad.

As can be seen from the reconstructed intervention logic diagram, Madad has the overall intention (Impact) of providing a coherent and reinforced aid response to the Syrian crisis on a regional scale, responding primarily to the needs of refugees from Syria in neighbouring countries, and of the communities hosting the refugees and their administrations, in particular as regards to resilience and early recovery.

¹ Agreement Establishing the European Union Regional Trust Fund in Response to the Syrian Crisis, the "Madad" Fund and its Internal Rules ("the Constitutive Agreement"); Strategic Orientation Document for the European Union Regional Trust Fund in Response to the Syrian Crisis, the "Madad" Fund

The achievement of this overall objective (Impact) will be based on the achievement of a number of Outcomes like: promotion of educational, protection and engagement opportunities for children and young people - both refugee children and vulnerable children in host communities, and reduction of the pressure on countries hosting refugees by investing in livelihoods and social cohesion and supporting them in providing access to jobs and education that will benefit both refugees and host communities.

The existing situation analysis has determined the focus of the Madad interventions and the types of Outputs to be produced by Madad actions: There numerous Outputs that can be generated under the EUTF Madad, for instance: Participating youth becoming prepared for career and/or higher education; Strengthened local resilience and livelihoods, contributing also to increased economic empowerment; Enhanced health service utilization, leading to improved wellness behaviour; Improved sanitation and hygiene practices; etc. Practically at the implementation phase, the Outputs at Instrument (Madad) level will be the sum of the outputs of all the actions which are implemented with the financing of Madad.

Activities can contribute to one or several Outputs at the same time. Also, the interaction between Activities and Outputs can be dynamic, with frequent interaction between these two levels during implementation. At Instrument level, the activities comprise the programming, implementation, monitoring and reporting activities of all stakeholders involved; at the same time, the activities at Instrument level are the sum of the activities implemented under each of the key areas of intervention (currently six thematic priorities) as financed by Madad.

The Inputs required for the implementation of the Activities, the production of outputs and the contribution to outcomes and impacts comprise the Madad budget, the involved human resources (of all stakeholders) the organisation schemes and tools, technical inputs (mainly know-how, instruments and resources) and (implementation) time (60 months from December 2014). At the implementation phase, the Inputs at Instrument level comprise all inputs used for the implementation of all the actions financed by Madad. The total available funds of Madad are expected to suffice for the achievement of the anticipated results, due to the (participative) way the Madad actions are elaborated, its gradual programming and the de-concentration of the implementation responsibility to entrusted stakeholders.

The assumptions/preconditions presented mainly refer to: The donor fulfilment of given funding commitments; The ability of the EUTF to identify to the most pressing needs, this identifying the most relevant actions; effective collaboration between EC, donor community, implementing partners and other stakeholders; the need that the security situation inside Syria does not further

worsen dramatically; Political stability and adequate security conditions in the individual Madad countries; etc. Assumptions/preconditions are necessary for going from one level to the immediate higher one. The assumptions of the lower level are just logical assumptions elaborated on the basis of the content of the level they refer to; the assumptions of the higher levels of the intervention logic (i.e.: Outputs => Outcomes and Outcomes => Impacts) come directly or indirectly from the constitutive documents for establishing and implementing the EUTF Madad. These documents do not explicitly present preconditions /assumptions for the implementation and achievement of the results of Madad, however they provide them indirectly.

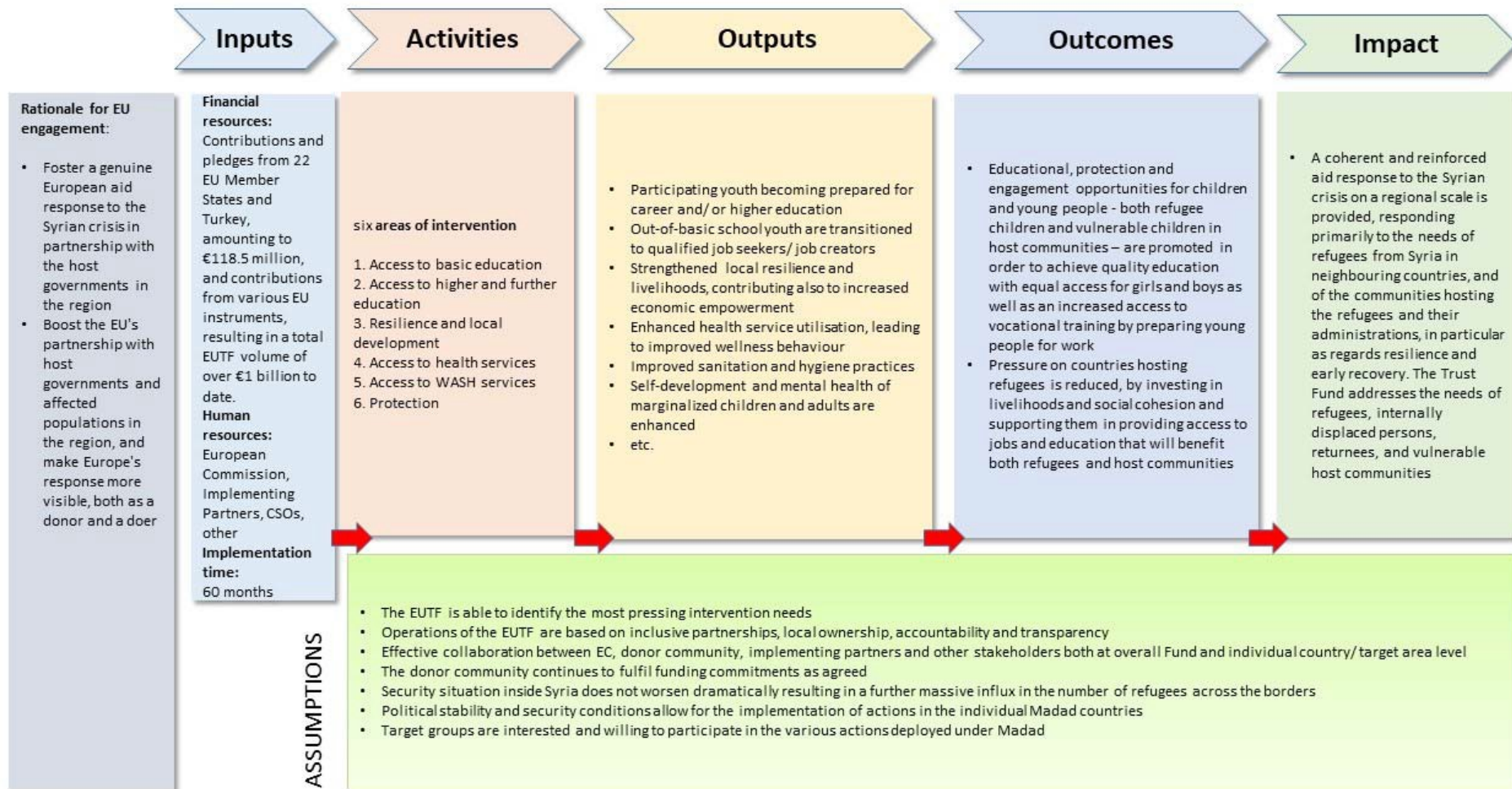


Figure 1: MADAD OVERALL INTERVENTION LOGIC

2.2. RESULTS FRAMEWORK

Overall, a Results Framework is a core reference document for the results-oriented planning and management of projects and programmes. Combined with indicators, it forms the basis for monitoring and evaluation. A results framework demonstrates and visualises the funding logic of a project or programme. It clarifies the relationships between the contributions of the various stakeholders, the activities, the intended short and medium-term results, and the medium and long-term objectives and impacts. Indicators are assigned to the activities, results, and objectives described in the results framework. These indicators allow the implemented activities and the intended results and objectives to be measured.

Results Frameworks and indicators are the basis for the results-oriented planning and reporting of projects. Thus, they are decisive for a systematic assessment of the extent to which objectives have been implemented and achieved by means of a comparison between target and actual performance. This is the basis for the results-oriented management of a project or programme and its further development in dialogue between the partners involved.

More specifically, the purpose of the EUTF Madad Monitoring and Evaluation Framework is to assess, across various levels, the degree to which the Overall Objective of the Trust Fund has been achieved. The framework provides information on aggregated key results achieved with EUTF assistance. The publication of this information increases accountability and transparency and demonstrates to external stakeholders how the EU contributes to development progress in the countries and regions to which it provides development assistance, on the one hand, and it provides relevant information to inform internal management decisions, on the other hand, thus strengthening the framework for ensuring effectiveness of EUTF financed actions.

The Madad Trust Fund M&E Framework intends to assess the effective delivery of programmes, contributes to improved project design, and develops a knowledge base of 'what works' to allow for continuous improvement of aid delivery. It underpins a strategic planning process and serves as a living management tool - fostering ownership and consensus, guiding corrective actions, facilitating the coordination of development efforts, charting the course for achieving a strategic objective, and ultimately serving as key accountability tool for monitoring and evaluation.

Above all and in the spirit of the Agenda for Change, the Madad M&E Framework aims also to ensure upward and downward accountability and transparency of EUTF support towards the Madad Trust Fund Board and end beneficiaries, respectively.

The EUTF RfW is reporting on results aggregated from projects and programmes financed under the EUTF Madad. By their nature, corporate level results frameworks are only able to capture results that can be aggregated and as such make it difficult to reflect qualitative results. With this in mind, and similarly to other donors' results frameworks, the EUTF RF should be understood as a tool that provides a snapshot of key results at a corporate level, linked to interventions financed by Madad. It does not replace but is complementary to results reporting at the level of individual project and programmes or to reporting at country level and does not replace these.

3. METHODOLOGY

With an increasing number of contracts signed for the implementation of projects in the Madad region, it was deemed necessary the creation of a framework that would enable the measurement of the results achieved by the partners implementing the actions. The EUTF Madad Results Framework (RFw) provides a number of Key Performance Indicators (KPIs) that allow for a better reporting of the results and delivers a better understanding on the level of impact of the EUTF MADAD funded projects and programmes, by focusing on six target sector areas: Basic Education, Higher Education, Resilience and Local Development, Health, WASH, and Protection.

The source of the data to develop these KPIs is the Project Indicators reported by each of the implementing partners. Therefore, the quality of the RFw statistics is directly related to the reporting of the implementing partners. For that purpose, the EUTF MADAD has developed a reporting template which is called Quarterly Information Notes (QINs), for the collection of cumulative data.

According to the Special Conditions for MADAD contracts: "4.2 (4.3) In accordance with the Article 2.3 (for grant agreements) or Article 3.4 (for the delegation agreement) of Annex II, the Coordinator (for grants)/Organisation (for delegation agreements) will submit quarterly narrative information notes. The information notes will be provided in the format as set in Annex 1b. These notes are for monitoring and information purposes."

QINs are used to monitor the Key Performance Indicators of Results Framework. Results Framework (RFw) has total 81 KPI under 6 main categories:

- Access to Basic Education
- Resilience and Local Development
- Wash
- Higher Education
- Health
- Protection

A full list of the Results Framework KPIs is listed in Annex I. Out of 43 EUTF-MADAD contractors, 27 of them provided QINs until 31 March 2018. Therefore this report includes the results of 27 projects.

In order to develop a database for all KPIs reported, first of all, all provided QINs data is transferred into a database. Then, the following steps are followed to analyse the data:

- Key Performance Indicator (KPI): Selected output indicator which is directly linked with the EUTF Results Framework (RFw), included as Annex I.
- Non-Key Performance indicator (Non-KPI): Indicators which are not linked with any of the indicators listed in RFI are defined as Non-KPI.
- Progress: Performance of each indicator against the target value. Progress is calculated by dividing cumulative current value by target value.
- Traffic Lights:
 - If progress reported for any given KPI is more than 75% of the target value/amount, traffic light score will be **Green**.
 - If progress reported for any given KPI is between 50% and 75% of the target value/amount, traffic light score will be **Yellow**.
 - If progress reported for any given KPI is less than 50% of the target value/amount, traffic light score will be **Red**.

TARGETS are divided into two categories:

I) Individual Beneficiaries: Persons/Households who benefit from EUTF-MADAD funded projects

II) Services: Organizations/Facilities/Institutions who benefit from EUTF-MADAD funded projects as well as direct services provided.

The current Summary Report covers the period until 31 December 2017, identified as reporting cut-off dates for QIN submitted by February 1st 2018. Statistics show the current achievements with regard to the EUTF Madad Results Framework output indicators, KPIs, in all priority areas. It should be noted that data is based on action-level monitoring by implementing partners themselves and is disaggregated at various levels where possible and appropriate.

Accomplishments related to Non-Key Performance Indicators are also analysed within the Full Report published on the EUTF Madad website.

4. FINDINGS

4.1. EUTF – MADAD REGION

By end of December 2017, a total of 27 projects are active in the region. Total number of targeted beneficiaries of these projects is 2,23 million individuals/HHs and 11.581 organizations/facilities/institutions.

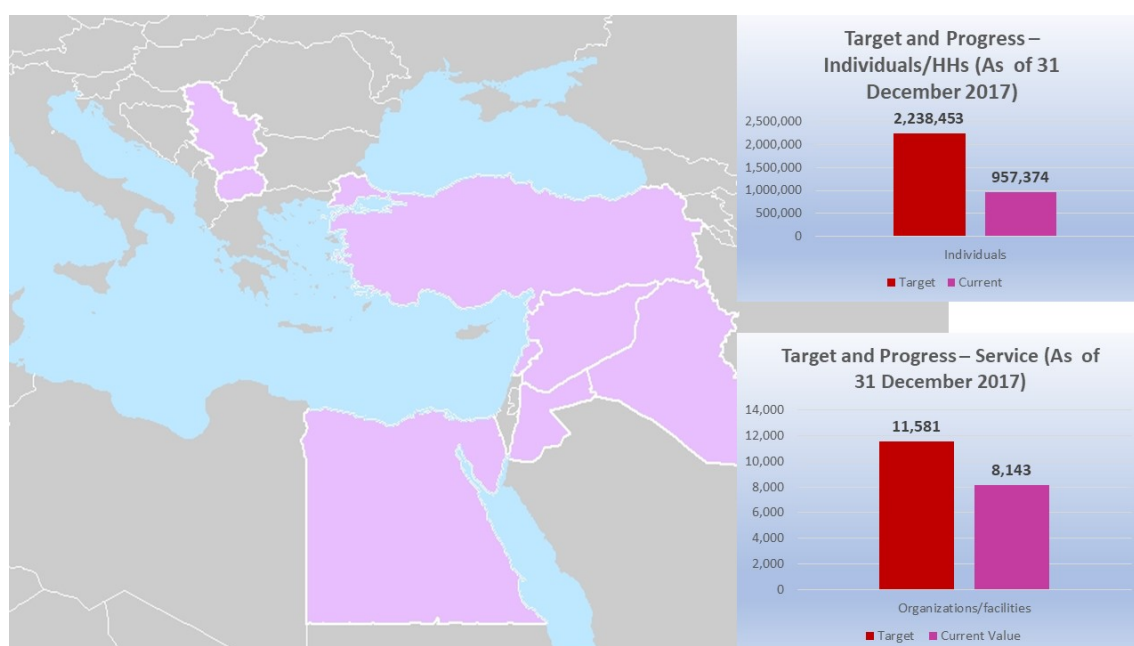


Figure 2: EUTF-MADAD Geographical Coverage

By the end of December 2017, a total of 957.374 individuals and households and 8.143 organizations/facilities/institutions benefitted from EUTF-MADAD funded project deliverables. Below table presents the overall progress of active EUTF-MADAD funded projects in the region.

	Target	Current Value	Progress
Individuals	2.238.453	957.374	43%
Organizations/Facilities	11.581	8.143	70%

Table 1: Overall progress of EUTF-MADAD Programme (as of 31/12/2017)

This **Summary Results Report** analyzes 27 projects funded by the EUTF-MADAD in the region, which provided their Quarterly Information Notes (QIN), with data cut-off date on 31st December 2017.

A list of active projects is given in the table below:

No	Project partner	Project Code	Priority area of support	Start Date & Duration	EUTF contribution
1	UNICEF	T04.80	Education and Protection	10.09.2015 24 months	12.500.000 €
2	UNICEF	T04.13	Education – Child Protection – Youth support	01.12.2015 28 months	90.000.000 €
3	German Academic Exchange Service (DAAD)	T04.11	Higher Education	27.04.2016 43 months	11.999.879 €
4	Deutsche Gesellschaft für Internationale Zusammenarbeit (GIZ)	T04.15	Resilience, education and socio-economic support	15.06.2016 36 months	74.600.000 €
5	Danish Refugee Council	T04.10	Livelihoods, socio-economic support	01.06.2016 22 months	7.005.044 €
6	SFCG – Search For Common Ground	T04.12	Multisector aid for basic social services	03.07.2016 24 months	4.453.447 €
7	United Nations High Commissioner for Refugees (UNHCR)	T04.43	Higher Education	01.08.2016 36 months	12.352.942 €
8	UNWRA	T04.21	Multisector aid for basic social services	14.08.2016 26 months	15.000.000 €
9	Stichting SPARK	T04.26	Higher Education	15.08.2016 40 months	18.496.641 €
10	AISPO – Associazione Italiana per la solidarietà i popoli	T04.18	Health	17.09.2016 24 months	5.727.304 €
11	German Jordanian University	T04.29	Higher Education	01.10.2016 38 months	11.000.000 €

No	Project partner	Project Code	Priority area of support	Start Date & Duration	EUTF contribution
12	GVC – Gruppo di Volontariato Civile	T04.20	WASH - water sanitation and hygiene	17.11.2016 36 months	12.618.649 €
13	Danish Red Cross	T04.30	Livelihoods and Health	15.12.2016 36 months	49.290.000 €
14	International Organization for Migration (IOM)	T04.24	Multisector aid for basic social services	17.12.2016 18 months	8.650.211
15	Agence Française de Développement (AFD)	T04.27	WASH - water sanitation and hygiene	23.12.2016 35 months	21.420.000 €
16	Fondazione AVSI	T04.22	Education	25.12.2016 30 months	12.123.811 €
17	KfW Development Bank	T04.25	Education	30.12.2016 35 months	70.172.476 €
18	Ministry of Labour, Employment, Veteran & Social Affairs	T04.86	Multisector aid for basic social services	13.01.2017 12 months	7.299.999 €
19	ACTED	T04.34	WASH - water sanitation and hygiene	11.07.2017 24 months	11.902.039 €
20	Agence Française de Développement (AFD)	T04.50	Multi-sector aid for basic social services and local capacity building	25.07.2017 30 months	9.450.000 €
21	UNHCR	T04.47	Healthcare	01.08.2017 24 months	15.000.000 €
22	World Vision	T04.17	Multi-sector aid for youth	01.09.2017 24 months	12.796.827 €

No	Project partner	Project Code	Priority area of support	Start Date & Duration	EUTF contribution
23	Mine Advisory Group (MAG)	T04.52	Demining (explosive Hazard management)	01.10.2017 27 months	10.000.000 €
24	Ministry of Labour, Employment, Veteran and Social Affairs	T04.28	Resilience, education, health and protection	13.01.2018 15 months	16.000.000 €
25	Government of Jordan		Budget Support to Education	14.12.2017 24 months	20.000.000 €
26	UN WOMEN	T04.72	Gender, Resilience and Livelihoods	19.12.2017 24 months	12.500.000 €
27	Association for Solidarity with Asylum Seekers and Migrants (ASAM)	T04.70	Multi-sector aid to improve reception and protection services	06.12.2017 24 months	10.000.000 €

Table 2: Projects funded by the EUTF-MADAD

Statistical progress for all KPIs is presented in ANNEX II.

4.2. ALL SECTORS OVERVIEW

In total **2.238.453** BENEFICIARIES are being addressed by EUTF-MADAD funded projects in the region.

Country	Total Target	Total Current Value	Progress (%)
LEBANON	877.238	300.860	34%
JORDAN	755.776	84.869	11%
TURKEY	351.190	290.077	83%
IRAQ/KGR	202.738	261.744	129%
EGYPT	40.486	334	1%
WESTERN BALKANS	6.002	17.840	297%
SYRIA	5.024	1.650	33%
Total	2.238.453	957.374	43%

Table 3: Targets for All Sectors (Beneficiaries)

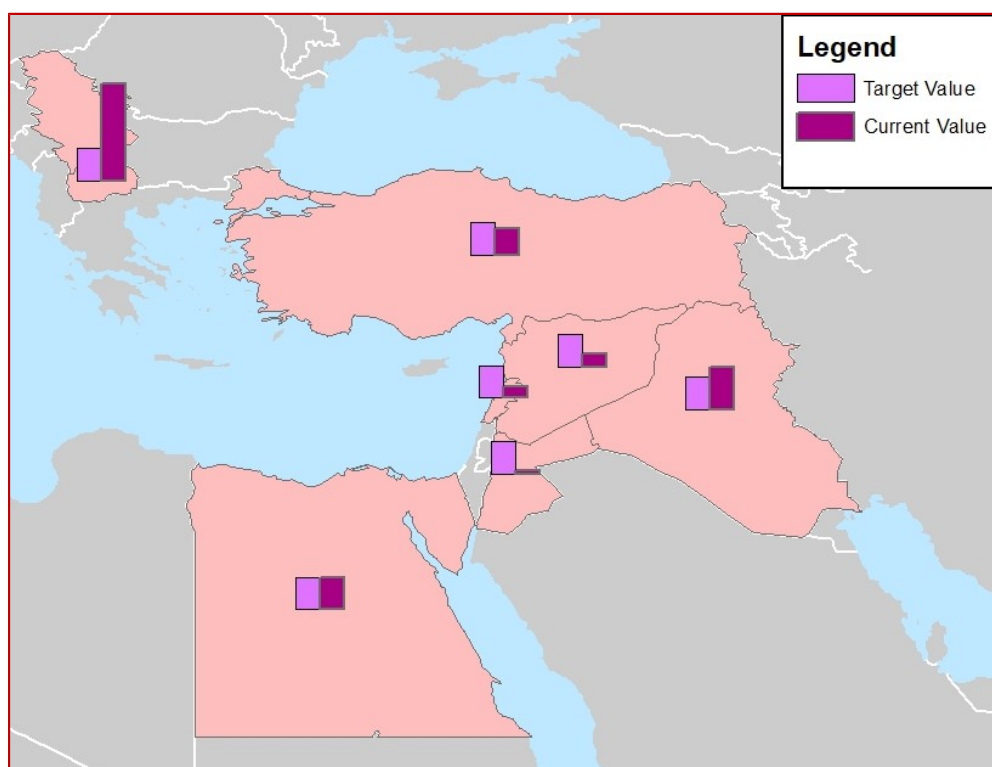


Figure 3: Total Beneficiaries (per country)

In total, **11.581 SERVICES** are provided under EUTF-MADAD funded projects.

Sector	Total Target
PROTECTION	7.423
HIGHER EDUCATION	2.783
RESILIENCE AND LOCAL DEVELOPMENT	1.007
BASIC EDUCATION	223
WASH	134
HEALTH	11
Total	11.581

Table 4: Targets for All sectors (Services)

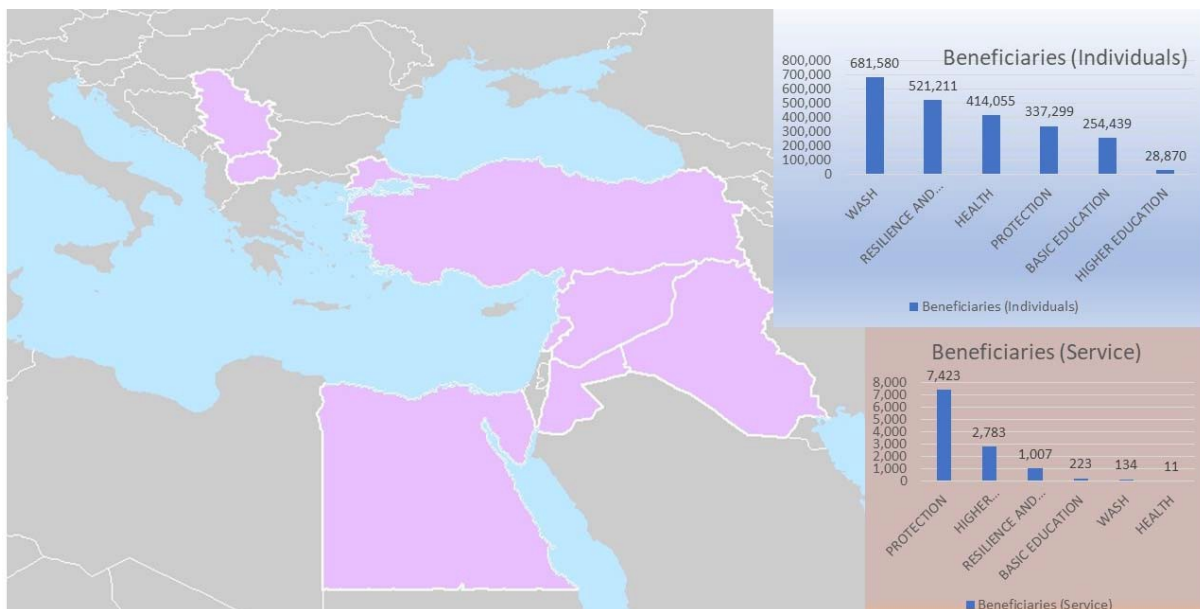


Figure 4: Total beneficiaries of EUTF-MADAD (breakdown by sector)

The following graph presents the target and current values of the **Key Performance Indicators (KPIs)** for individuals for each sector. Overall, all projects are currently in progress and being implemented. However, progress in the Basic Education Sector is particularly evident compared to other sectors in terms of individual beneficiaries.

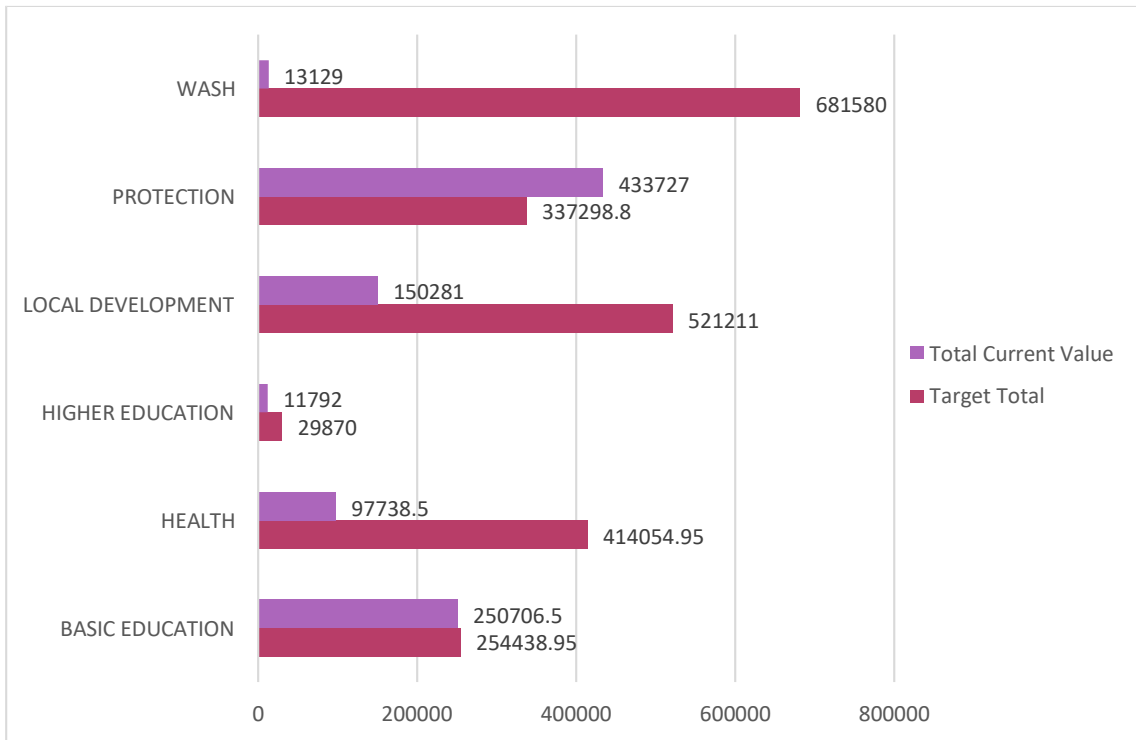


Figure 5: Progress of KPIs for All Sectors (Beneficiaries)

The next Graph shows the target and current values of the **Key Performance Indicators (KPI)** for organizations/ institutions for each sector.

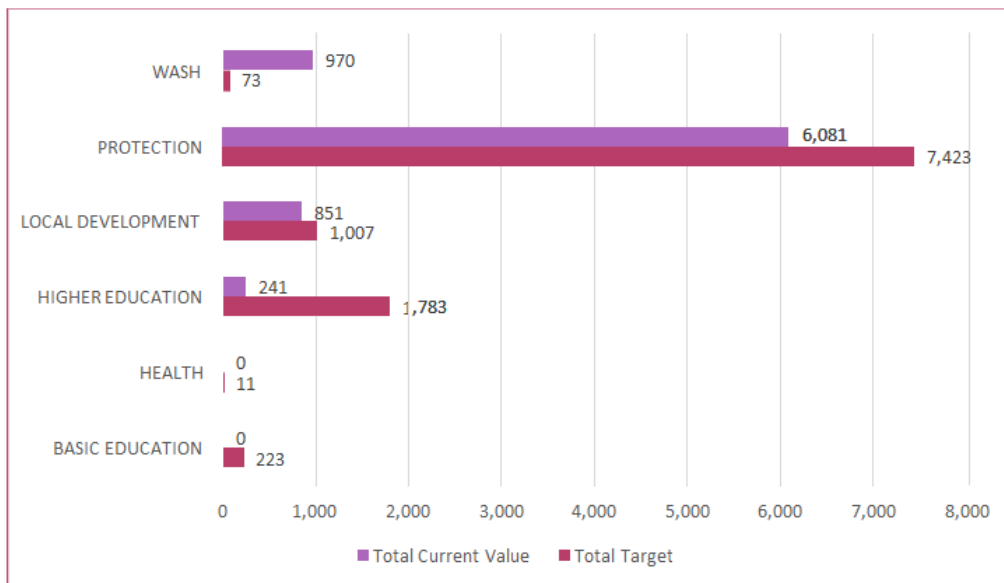


Figure 6: Progress for All sectors (Services)

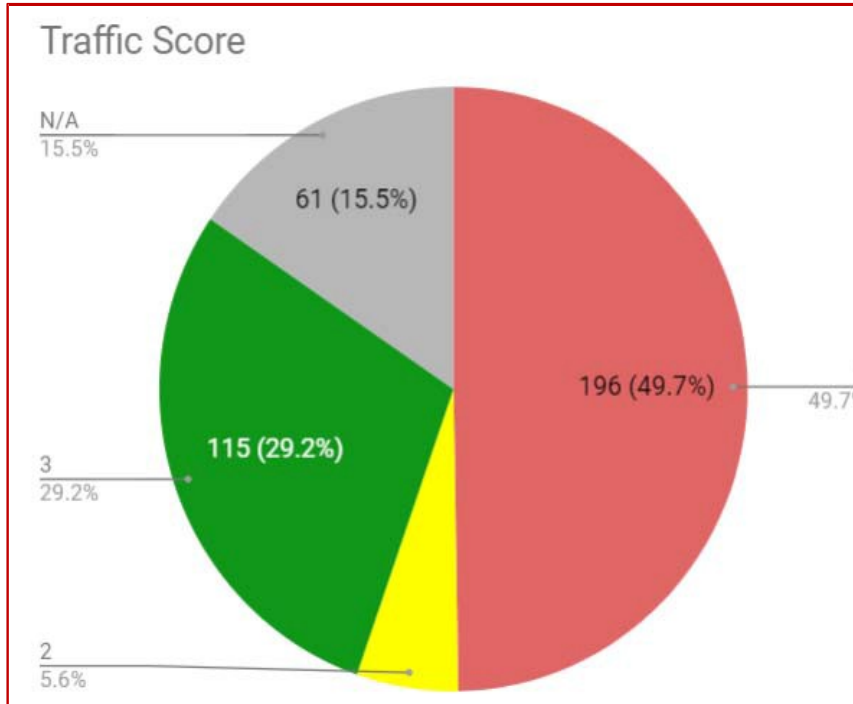


Figure 7: Traffic score statistics for all KPIs

Overall, the current progress level is below 50% for almost 50% of all Key Performance Indicators for the projects implemented in the region. Around 29% of them show a progress level above 75%.

4.3. PRIORITY SECTORS OVERVIEW²



4.3.1. BASIC EDUCATION

A total of **254.439 persons** benefit from various projects under the Basic Education sector. The following table shows the breakdown of the assistance to be provided in the region per project and per country.

KPIs	Total Target
Number of boys and girls whose registration fees for public formal education are subsidized, school year 2016/2017	89.351
Number of children and adolescents referred to formal education including through the back to school campaign	17.000
Number of children attending foreign language courses	5.416
Number of children benefitting from learning support program including remedial and homework support	15.802
Number of children receiving school supplies	64.500
Number of educational personnel, including teachers, volunteers and administrative staff trained	9.640
Number of girls and boys out of school provided with unconditional cash assistance as incentive for attendance in education services	4.500
Number of persons attending NFE as well as back-up classes and catch-up classes	31.079
Number of Syrian refugee students receiving transportation services	14.150
Number of Turkish and Syrian young children attending early childhood education (ECE) programmes	3.000
Number of refugee and host community children attending early childhood education	N/A
Total	254.439

Table 5: Total beneficiaries

² Only for KPIs

Country	Total Target
EGYPT	N/A
WESTERN BALKANS	N/A
LEBANON	155.184
TURKEY	79.480
JORDAN	18.485
SYRIA	1.024
IRAQ/KGR	265
Total	254.439

Table 6: Total beneficiaries per country

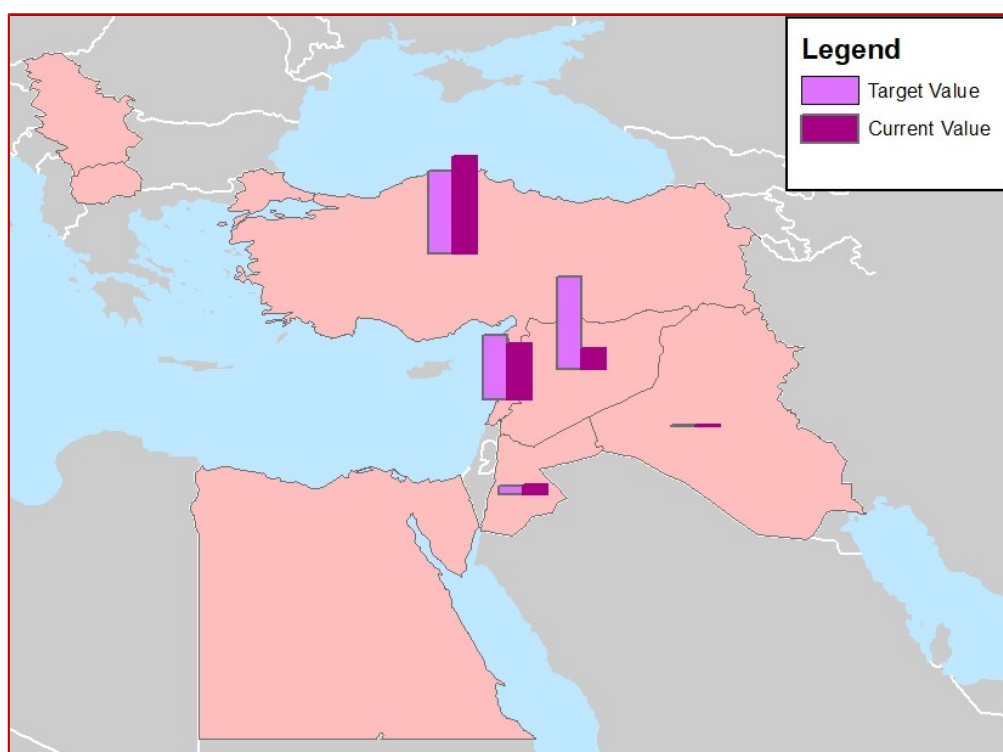


Figure 8: Target number of beneficiaries (Basic Education)

The next Graph provides the progress of the indicators under Basic Education:

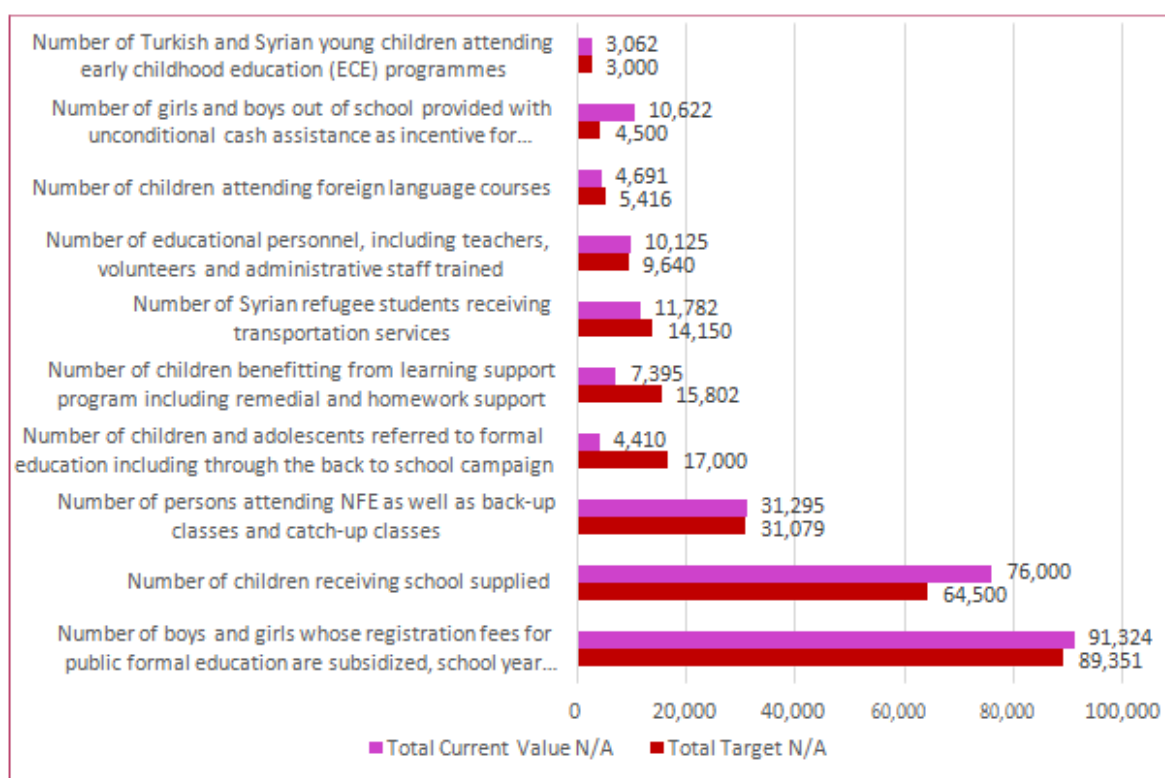


Figure 9: Progress of KPIs (beneficiaries)

Altogether 223 organizations/ institutions/ facilities will benefit from the project deliverables under the Basic Education Sector. A breakdown of the assistance to be provided in the region is given below.

KPIs	Total Target
Number of educational facilities constructed, renovated or rehabilitated	35
Number of educational infrastructure accessible to refugee students and host communities with disabilities	15
Number of educational infrastructure accessible to refugee students and host communities with disabilities funded	35
Number of existing schools upgraded in standards and equipped	67
Number of new educational facilities constructed or rehabilitated	71
Total	223

Table 7: Total targets (Services)

KPIs	Total Target
IRAQ/KGR	15
JORDAN	88
LEBANON	38
TURKEY	82
Total	223

Table 8: Total targets (Services) per country

The next Graph presents the progress of the indicators under **Basic Education** (for organizations/ institutions/ facilities).

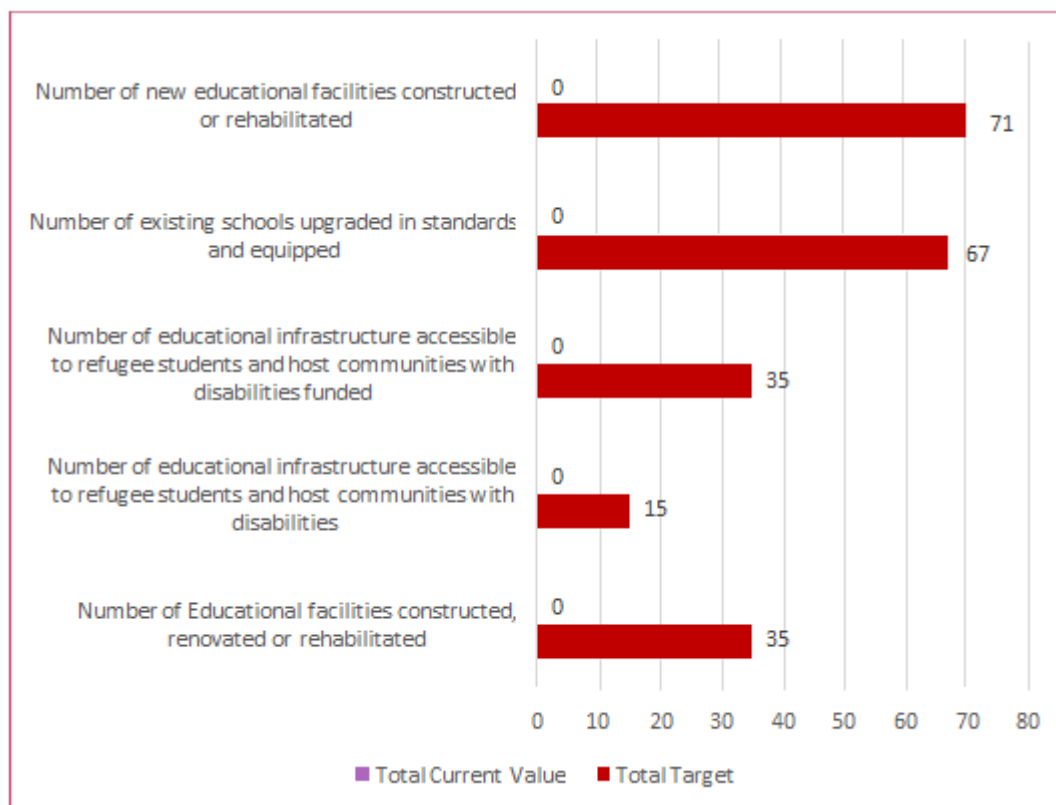


Figure 10: Progress for all KPIs (Services)

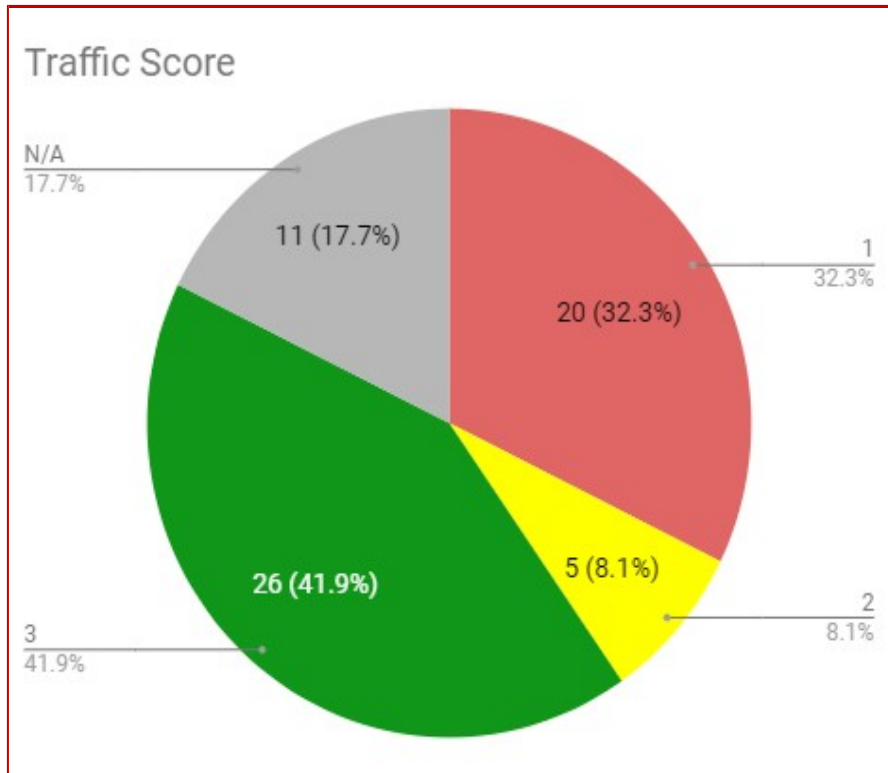


Figure 11: Traffic score statistics for all KPIs (Basic Education Sector)

Overall, the current progress level is above 75% for almost 42% of all Key Performance Indicators for Basic Education Sector in the region. Around 32% of them show a progress below 50%.



4.3.2. HIGHER EDUCATION

In summary 29.870 **persons benefit** from the projects under the Higher Education Sector. A breakdown of the assistance to be provided in region is given below.

KPIs	Total Target
Number of HE certificates awarded	1.000
Number of Syrian refugee students receiving higher education scholarship	3.072
Number of Syrian refugees and host communities participating in employability, vocational and entrepreneurial skills training programmes	3.565
Number of youth and adolescents accessing vocational training	9.977
Number of youth, adolescents and adults accessing higher education	12.256
Total	29.870

Table 9: Total beneficiaries

KPIs	Total Target
EGYPT	4.486
IRAQ/KGR	833
JORDAN	4.011
LEBANON	3.540
SYRIA	3.000
TURKEY	13.000
Total	29.870

Table 10: Total targets (Services) per country

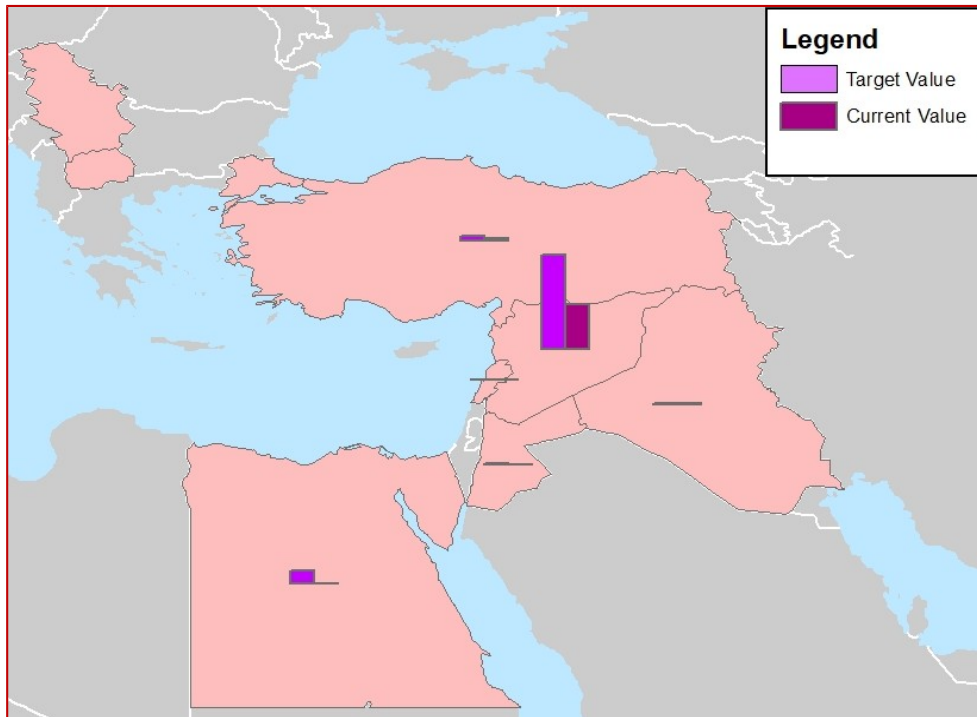


Figure 12: Target number of beneficiaries (Higher Education)

The following Graph presents the progress of the indicators under Higher Education.

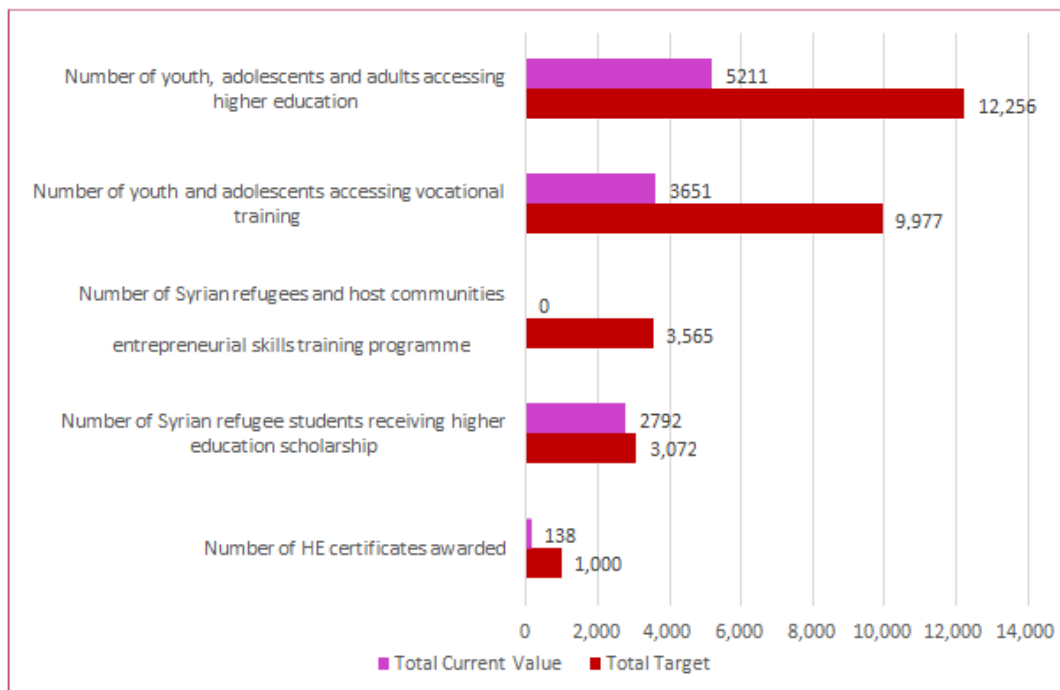


Figure 13: Progress of KPIs (Beneficiaries)

A total of **6.783 services** are expected to be provided under the Higher Education sector. The breakdown of the specific assistance in the region is given below.

KPIs	Total Target
Number of communication tools, including dissemination plan and promotional campaigns implemented	30
Number of eligible HE programmes identified	N/A
Number of HE certificates awarded	1.648
Number of HE projects financed through CFP	72
Number of national stakeholder dialogues on HE having taken place	20
Number of partner institutions (universities / language centres) committed to the Higher Education programme for refugees	13
Total	1.783

Table 11: Total targets (Services)

KPIs	Total Target
EGYPT	69
IRAQ/KGR	318
JORDAN	45
LEBANON	715
SYRIA	1.005
TURKEY	631
Total	1.783

Table 12: Total targets (Services) per country

The next Graph illustrates the progress of the indicators under Higher Education in terms of Service delivery, in all countries.

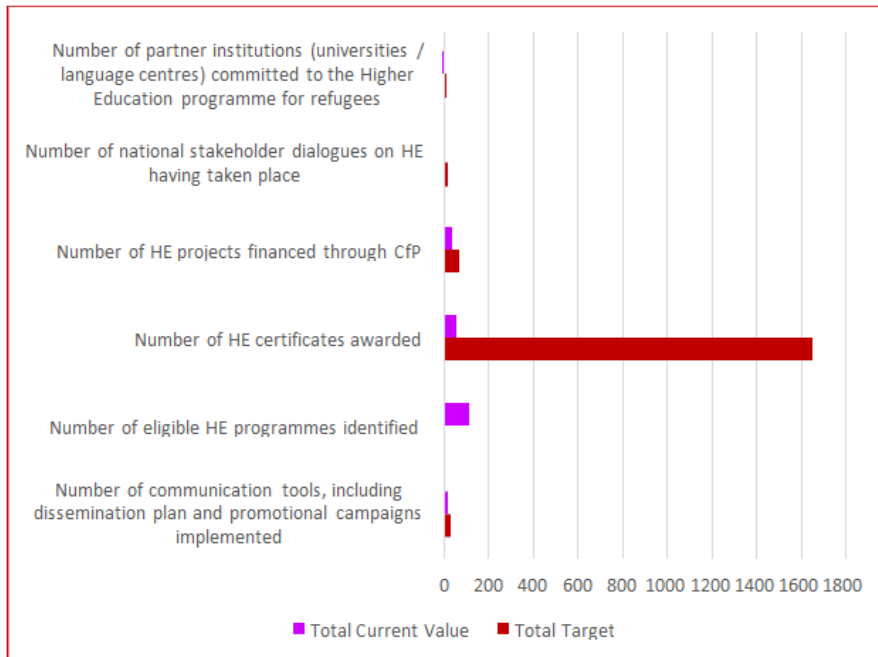


Figure 14: Progress of KPIs (Services)

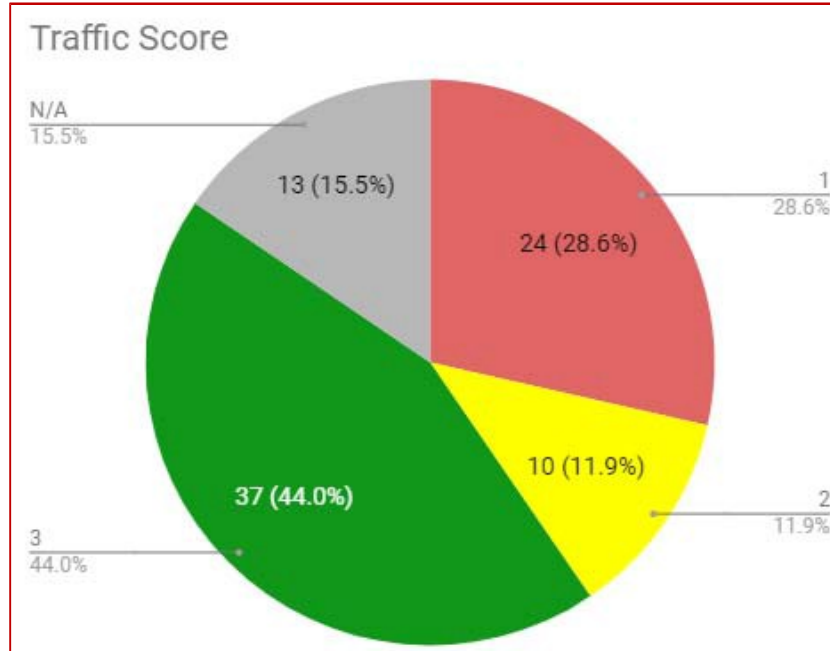


Figure 15: Traffic score statistics for all KPIs (Higher Education Sector)

Overall, the current progress level is above 75% for almost 44% of all Key Performance Indicators for Basic Education Sector in the region. Around 29% of them show a progress below 50%.



4.3.3. HEALTH

Overall, **414.054 persons** benefit from the projects under the Health sector. The breakdown of the assistance to be provided in the region is presented below.

KPIs	Total Target
Number of people reached through health education activities	134.954
Number of professional staff trained in primary, secondary and tertiary health care services	70.100
Number of primary health care consultations conducted with refugees and host communities	N/A
Number of Vulnerable beneficiaries provided with medical examinations and essential medicines	209.000
Total	414.054

Table 13: Total beneficiaries

KPIs	Total Target
EGYPT	36.000
IRAQ/KGR	40
JORDAN	27.320
LEBANON	299.694
TURKEY	45.000
WESTERN BALKANS	6.001
Total	414.054

Table 14: Total targets (Services) per country

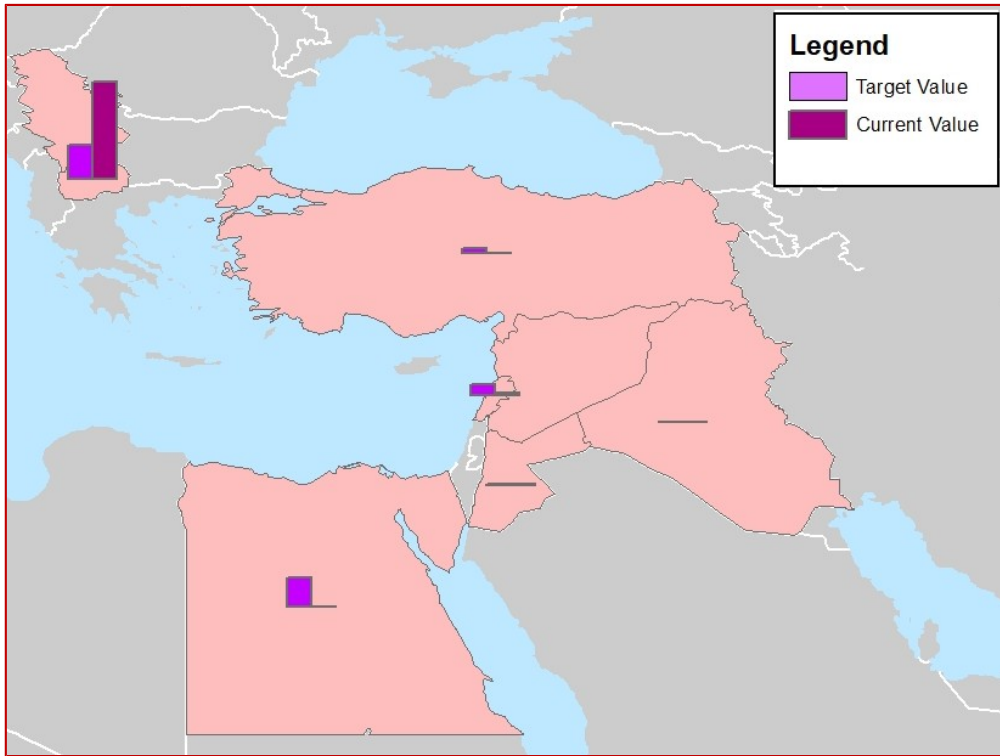


Figure 16: Target number of beneficiaries (Health)

The following Graph demonstrates the current progress of the indicators under the Health Sector.

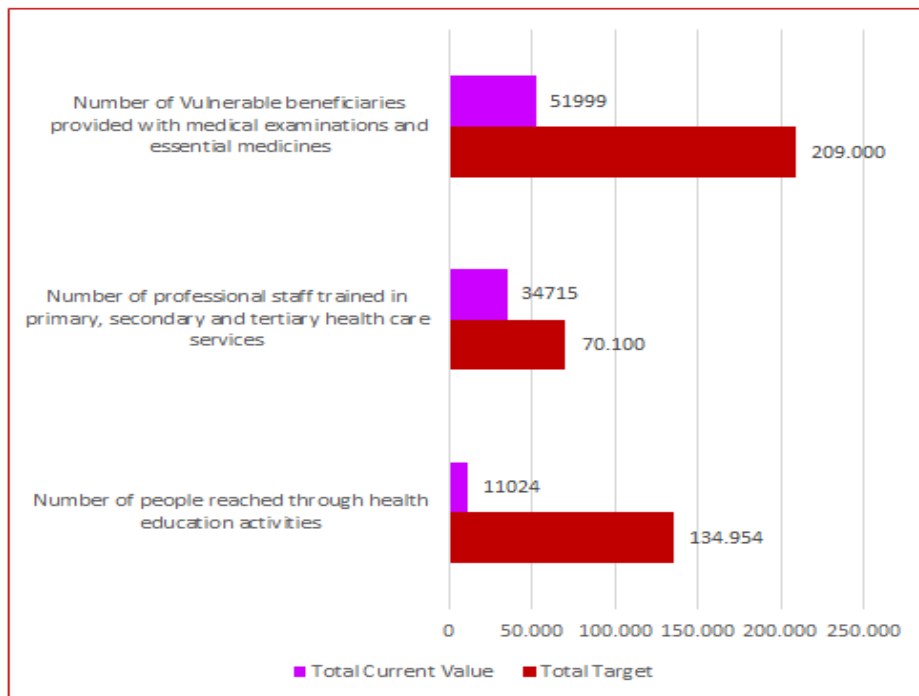


Figure 17: Progress of KPIs (Beneficiaries)

In summary 11 organizations/ institutions/ facilities are expected to benefit from the projects under the Health sector. The next table presents the breakdown of the assistance to be provided in the region.

KPIs	Total Target
Number of mobile clinics and ambulances procured	6
Number of health projects	5
Total	11

Table 15: Total targets (Services)

KPIs	Total Target
WESTERN BALKANS	11
Total	11

Table 16: Total targets (Services) per country

The following Graph shows the progress of the indicators under the Health Sector (for organizations/ institutions/ facilities).

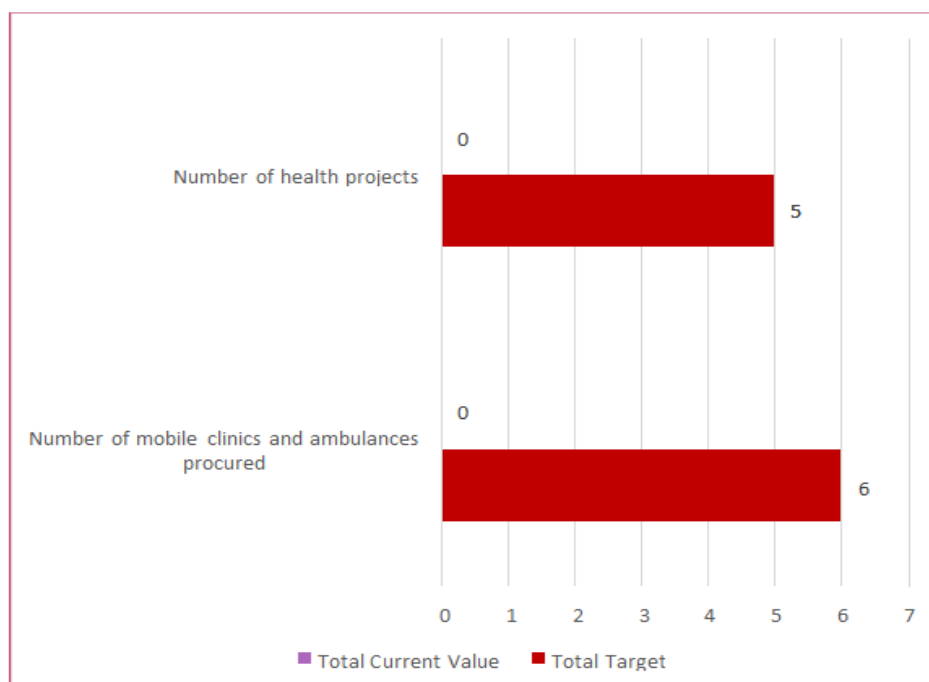


Figure 18: Progress of KPIs (Services)

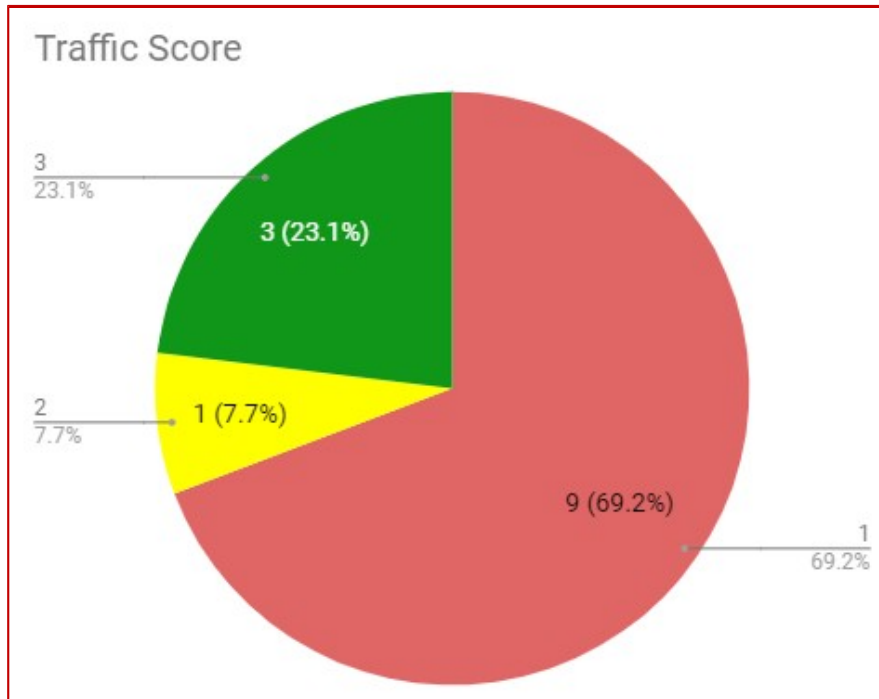


Figure 19: Traffic score statistics for all KPIs (Health Sector)

Overall, the current progress level is above 75% for almost 23% of all Key Performance Indicators for Basic Education Sector in the region. Around 69% of them show a progress below 50%.



4.3.4. RESILIENCE AND LOCAL DEVELOPMENT

Altogether **521.211 persons** are expected to benefit from the various projects under the Resilience and Local Development Sector. A breakdown of the assistance to be provided in the region is given below.

KPIs	Total Target
Cash Assistance	16.809
Number of active community centres in target areas	10
Number of children benefitting from recreational activities	10.402
Number of community members involved in social cohesion activities	38.500
Number of dialogue tables and working groups held and attended by community, private sector and government stakeholders	8
Number of direct beneficiaries targeted by community development projects	63.545
Number of employment days generated through economic infrastructure and service delivery projects	4.800
Number of Individuals and families received cash assistance	45.677
Number of Syrian refugees and host communities participating in employability, vocational and entrepreneurial skills training programme	29.300
Number of Syrian refugees and host communities participating in employability, vocational and entrepreneurial skills training programme	23.400
Number of Vulnerable community members reporting increased access to income generating opportunities	1.240
Number of workmen days created for women, men and youths	83.280
Number of young Syrian refugees and host communities participating in extracurricular cultural and sports activities	20.010
Number of young Syrian refugees and host communities participating in extracurricular cultural and sports activities	20.700
Number of young Syrian refugees and host community benefiting from peer information and outreach activities, including provided by youth leaders	141.250
Number of youth, boys and girls directly participating or benefitting indirectly from peace building activities.	22.280
Total	521.211

Table 17: Total beneficiaries

KPIs	Total Target
IRAQ/KGR	48.780
JORDAN	192.676
LEBANON	202.345
TURKEY	77.410
Total	521.111

Table 18: Total targets (Beneficiaries) per country

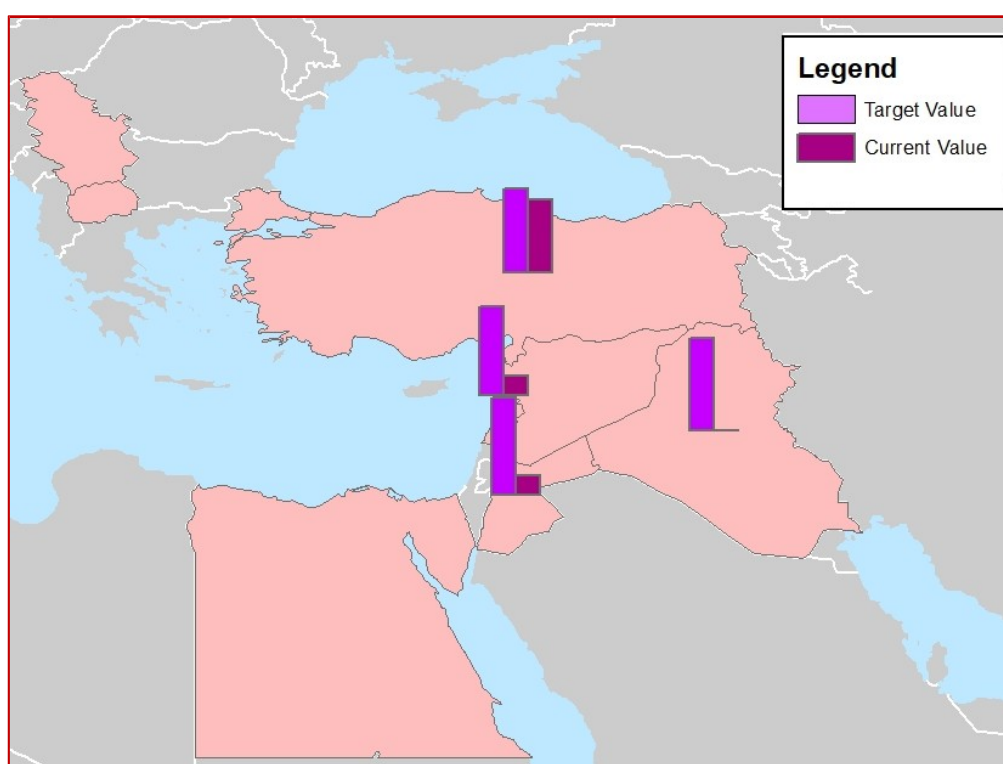


Figure 20: Target number of beneficiaries (Resilience and Development)

In total 1.007 organizations/ institutions/ facilities benefit from the projects under the Resilience and Local Development sector. The following table provides a breakdown of the assistance to be provided in the region.

KPIs	Total Target
Number of active community centres in target areas	8
Number of community support projects implemented	142
Number of dialogue tables and working groups held and attended by community, private sector and government stakeholders	153
Number of facilities and organisations capacitated to provide social cohesion activities	32

Number of MSMEs identified and trained	600
Number of municipalities benefiting from improved infrastructures and services	64
Number of policy recommendations for support to farmer/entrepreneur investment	8
Total	1007

Table 19: Total targets (Services)

KPIs	Total Target
IRAQ/KGR	54
JORDAN	442
LEBANON	483
TURKEY	28
Total	1007

Table 20: Total targets (Services) per country

The next Graph demonstrates the progress of the indicators under the Resilience and Local Development Sector (for organizations/ institutions/ facilities).

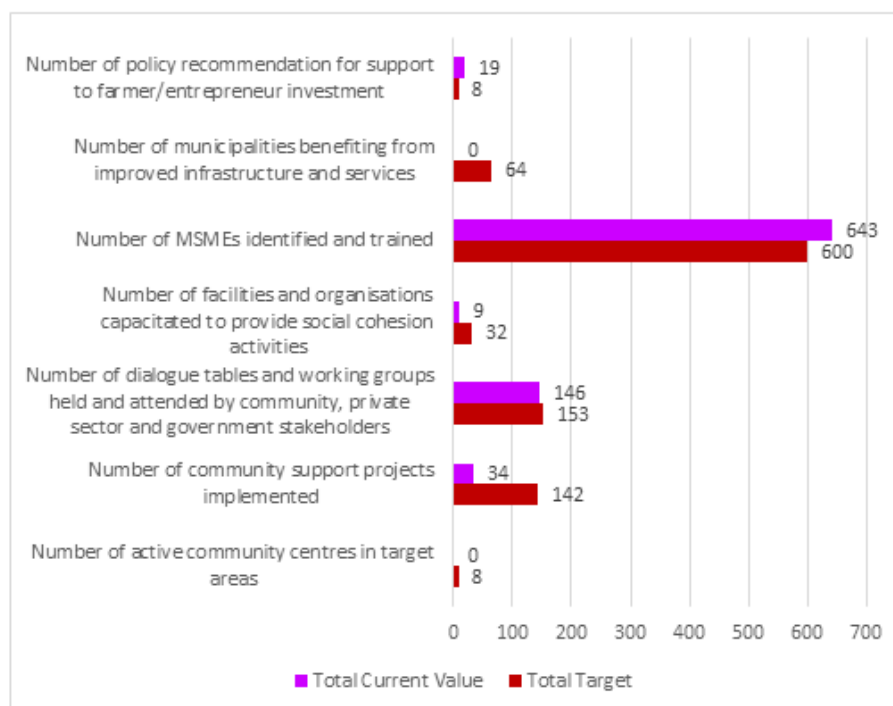


Figure 21: Progress of KPIs (Services)

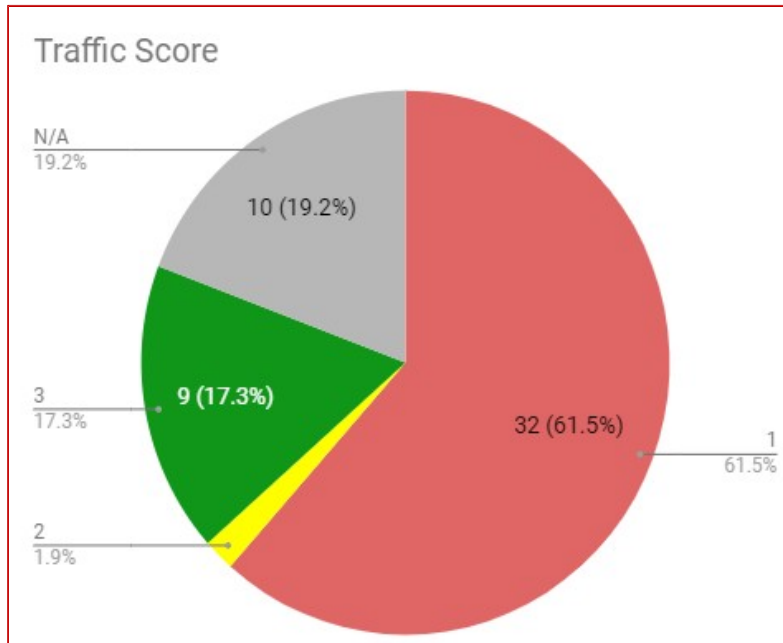


Figure 22: Traffic score statistics for all KPIs (Resilience and Local Development Sector)

Overall, the current progress level is above 75% for almost 17% of all Key Performance Indicators for Basic Education Sector in the region. Around 61% of them show a progress below 50%.



4.3.5. WASH

Overall, **681.580 persons** benefit from the various projects under the WASH sector. A breakdown of the assistance to be provided in the region is given below.

KPIs	Total Target
Number of beneficiaries who have experienced a hygiene promotion session	154.000
Number of households connected	7.000
Number of individuals benefiting from improved water services	413.300
Number of individuals having access to safe water	99.280
Number of individuals reached with outreach, information campaigns and awareness sessions	8.000
Total	681.580

Table 21: Total beneficiaries

KPIs	Total Target
IRAQ/KGR	13.000
JORDAN	471.510
LEBANON	152.070
TURKEY	45.000
Total	681.580

Table 22: Total targets (Services) per country

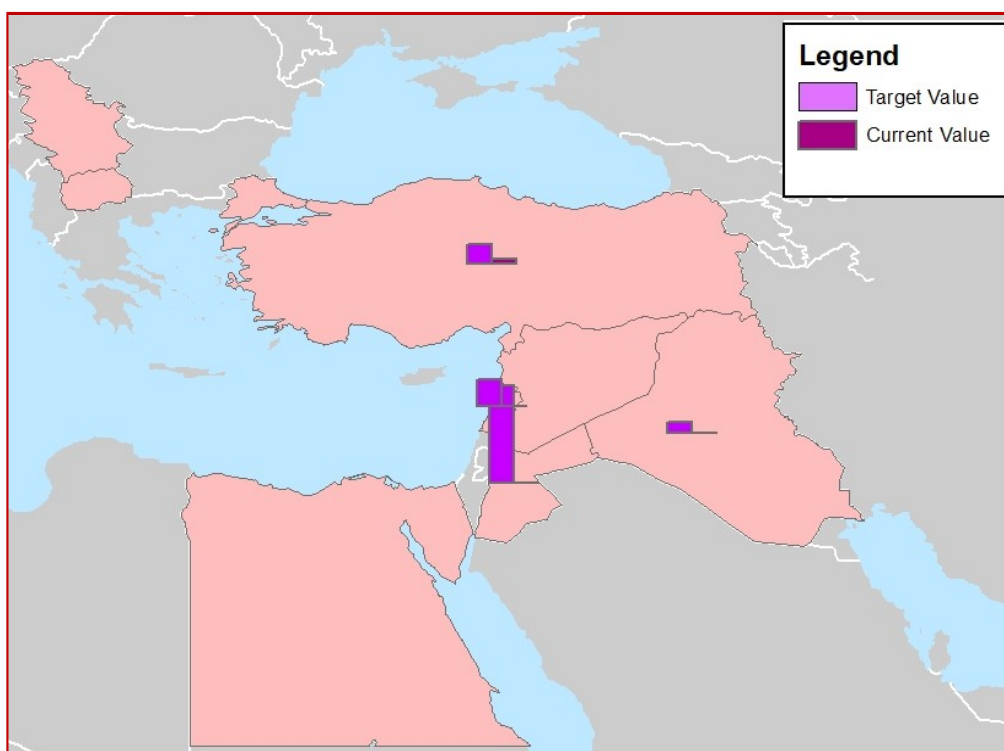


Figure 23: Target number of beneficiaries (WASH)

Altogether **73 organizations/institutions/facilities** benefit from the various projects under the Protection sector. The following table provides a breakdown of the assistance to be provided in the region.

KPIs	Total Target
Number of facilities constructed	18
Number of facilities rehabilitated and operational	55
Total	73

Table 23: Total targets (Services)

KPIs	Total Target
IRAQ/KGR	0
JORDAN	6
LEBANON	60
WESTERN BALKANS	7
Total	73

Table 24: Total targets (Services) per country

The next graph provides the progress of the indicators under the WASH Sector (for organizations/ institutions/ facilities).

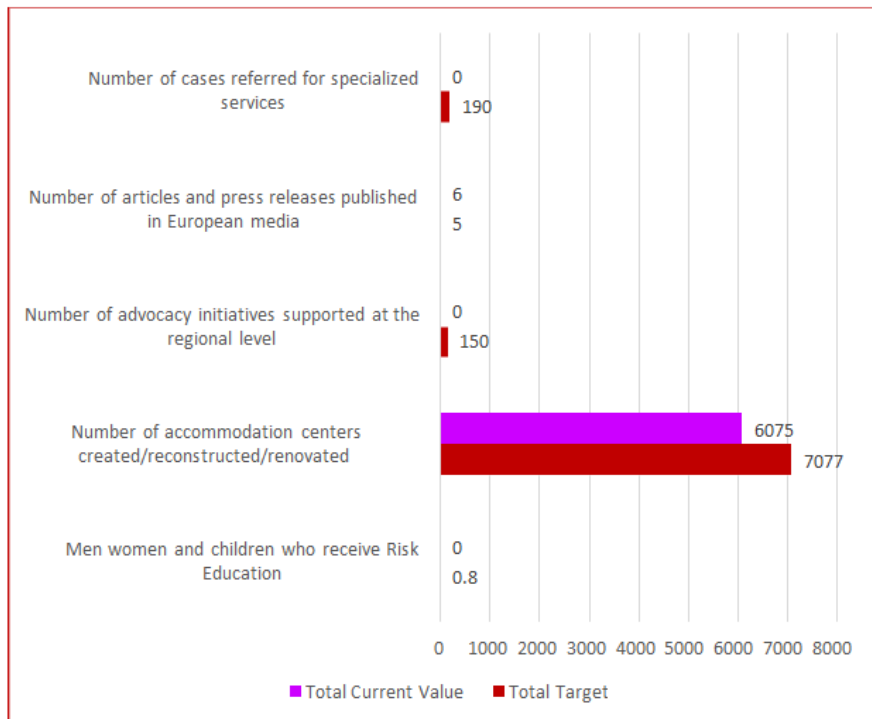


Figure 24: Progress of KPIs (Services)

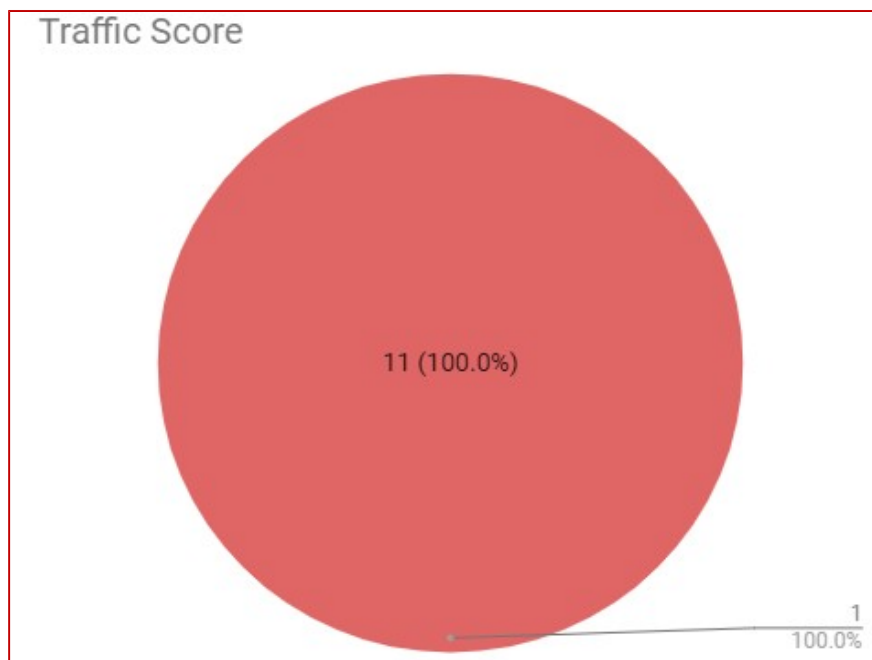


Figure 25: Traffic score statistics for all KPIs (WASH Sector)

Overall, the current progress level is **below 50%** for all indicators under WASH Sector.



4.3.6. PROTECTION

In total **337.299 persons** benefit from the projects under Protection Sector. A breakdown of the assistance to be provided in the region is presented below.

KPIs	Total Target
Men women and children who receive Risk Education	N/A
Number of children and youth enrolled in life skills programmes	7.300
Number of children who are survivors or at risk receiving specialized child protection support	1.450
Number of girls and women accessing safe spaces	7.200
Number of individuals attended Psychosocial sensitization or group sessions	38.600
Number of individuals reached with outreach, information campaigns and awareness sessions	89.120
Number of individuals trained on Child Protection and Gender-Based Violence	1.329
Number of people indirectly benefiting from the inclusion for mental health and psychosocial support in the public health care system	17.700
Number of refugees and DOM community members receiving specialised treatment in the area of mental health and psychosocial support	37.280
Number of vulnerable girls and boys reached with psychosocial support services	4.500
Risk education (RE) sessions delivered to raise awareness of contamination threats within conflict affected communities and amongst humanitarian actors	46.604
Mine clearance actions	86.215
Total	337.299

Table 25: Total beneficiaries

KPIs	Total Target
IRAQ/KGR	139.820
JORDAN	41.774
LEBANON	64.405
TURKEY	91.300
Total	337.299

Table 26: Total targets (Service) per country

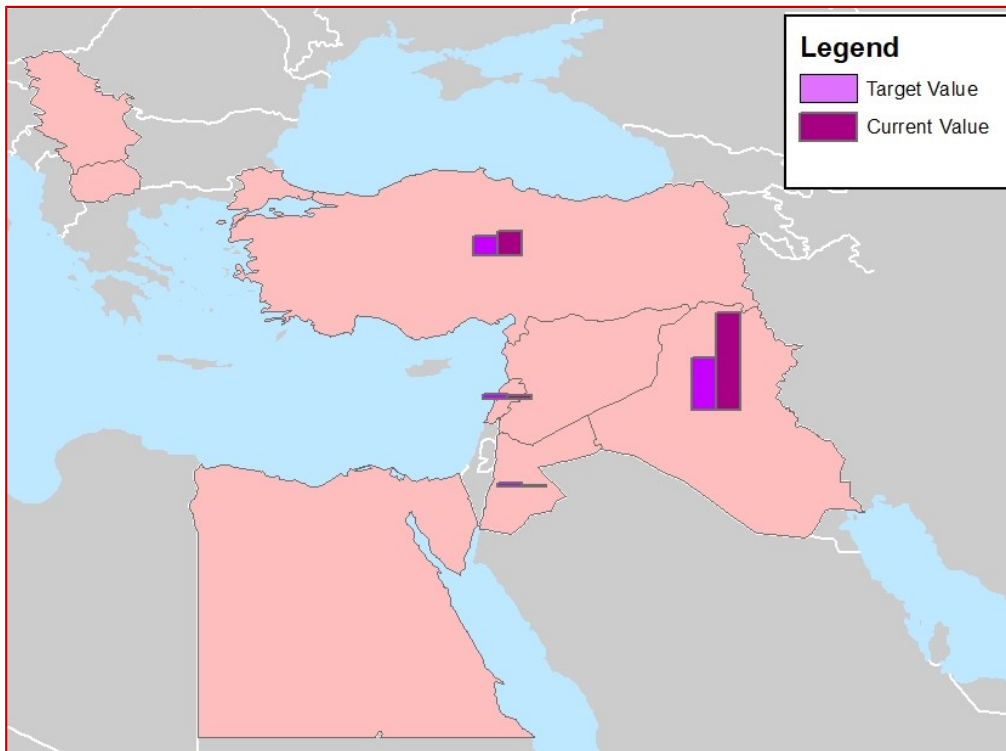


Figure 26: Target number of beneficiaries (Protection)

The following graph shows the progress of the indicators under the Protection Sector.

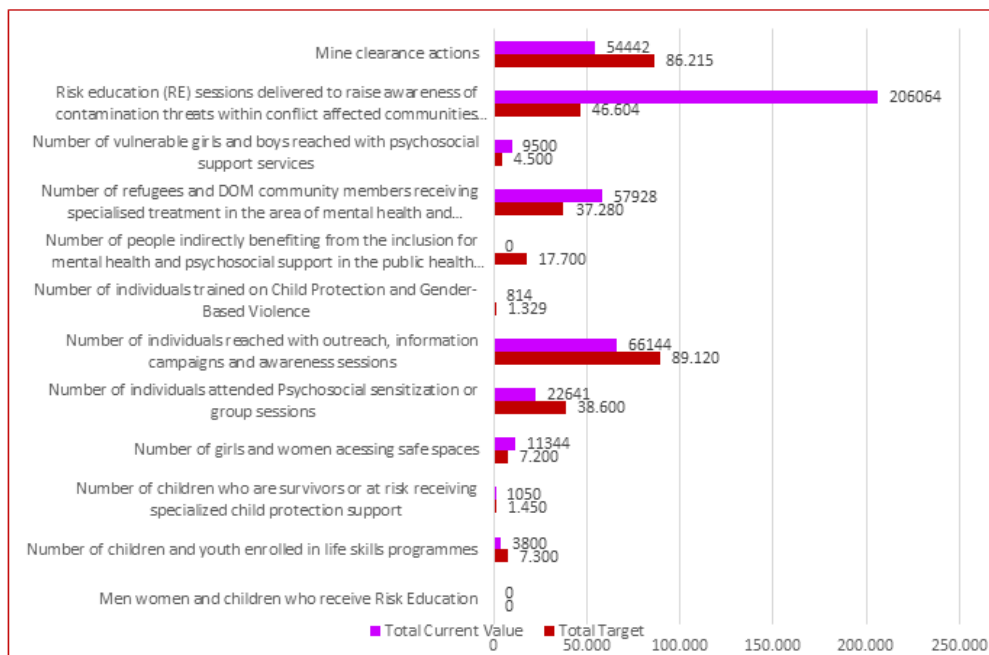


Figure 27: Progress of KPIs (Beneficiaries)

Altogether **7.422 organizations/ institutions/ facilities** benefit from the various projects under the Protection sector. The next table shows a breakdown of the assistance to be provided in the region.

KPIs	Total Target
Men women and children who receive Risk Education	N/A
Number of accommodation centers created/reconstructed/renovated	7.077
Number of advocacy initiatives supported at the regional level	150
Number of articles and press releases published in European media	5
Number of cases referred for specialized services	190
Total	7.422

Table 27: Total targets (Services)

KPIs	Total Target
IRAQ/KGR	15
JORDAN	75
LEBANON	105
WESTERN BALKANS	7.077
LEBANON, JORDAN, IRAQ	150
Total	7.422

Table 28: Total targets (Services) per country

The following Graph illustrates the progress of the indicators under the Protection Sector (for organizations/ institutions/ facilities).

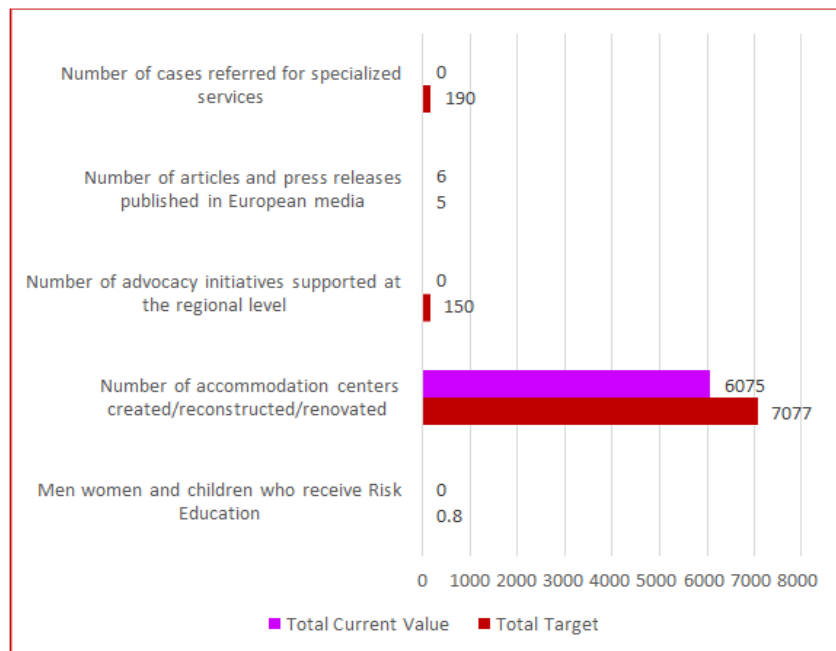


Figure 28: Progress of KPIs (Services)

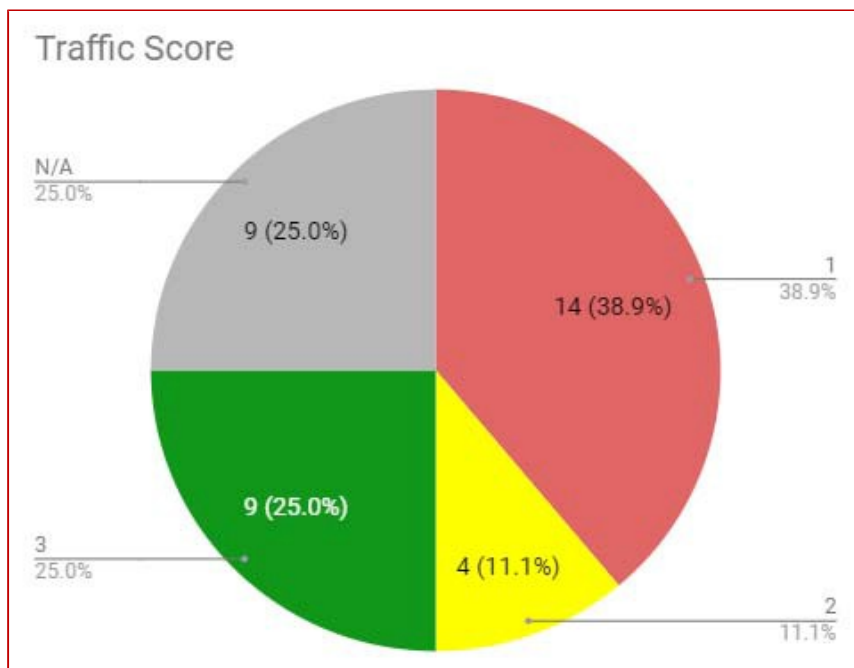


Figure 29: Traffic score statistics for all KPIs (Resilience and Local Development)

Overall, the current progress level is above 75% for almost 25% of all Key Performance Indicators for Basic Education Sector in the region. Around 39% of them show a progress below 50%.

ANNEXES

ANNEX I: RESULTS FRAMEWORK INDICATORS

SECTOR	RESULTS	INDICATORS
1. ACCESS TO BASIC EDUCATION	1.1 Access of refugee children and youth to equitable formal and non-formal education programmes increased	1.1.1 Number of refugee and host community children attending early childhood education*
		1.1.2 Number of persons attending NFE as well as back-up classes and catch-up classes*
		<i>1.1.2.1 Number of persons who graduated from NFE programs</i>
		1.1.3 Number of children and adolescents referred to formal education including through the back to school campaign
		1.1.4 Number of girls and boys whose registration fees for public formal education are subsidized
		1.1.5 Number of Syrian refugee students receiving transportation services
		1.1.6 Number of children receiving school supplies
		1.1.7 Number of children benefitting from learning support program, including remedial and homework support
	<i>1.1.8 Number of children attending foreign language courses</i>	
	1.2 Access to inclusive quality education services for refugees and host communities promoted	1.2.1 Percentage of key-implementation steps related to construction works completed*
		<i>1.2.1.1 Number of new educational facilities constructed or rehabilitated*</i>
		1.2.2 Number of educational infrastructure accessible to refugee students and host communities with disabilities*
		1.2.3 Number of existing schools upgraded in standards and equipped*
		<i>1.2.4 Number of educational personnel, including teachers, volunteers and administrative staff trained*</i>

2. ACCESS TO HIGHER and FURTHER EDUCATION	2.1 Participation and equal access to higher education opportunities for vulnerable youth, adolescents and adults increased	2.1.1 Number of Syrian refugee students receiving higher education scholarships*
		2.1.2 Number of youth, adolescents and adults accessing higher education
		<i>2.1.2.1 Number of HE certificates awarded</i>
		2.1.4 Number of youth and adolescents accessing vocational training
	2.2 Interventions in the higher and further education sector related to the Syrian crisis are better coordinated through stakeholder dialogue , networks and information tools	2.2.1 Number of partner institutions (universities / language centres) committed to the Higher Education programme for refugees
		2.2.1.1 Number of eligible HE programmes identified
		2.2.2 Number of HE projects financed through CFP
		2.2.3 Number of national stakeholder dialogues on HE having taken place
		2.2.4 Number of communication tools, including dissemination plan and promotional campaigns implemented

3. RESILIENCE and LOCAL DEVELOPMENT	3.1 Employability prospects of Syrian refugees and host communities improved	3.1.1 Number of Syrian refugees and host communities participating in employability, vocational and entrepreneurial skills training programme*
		3.1.2 Number of job opportunities created
		3.1.3 Number of Syrian workers employed through EUTF-funded initiatives
	3.2 Productive capacities of vulnerable host farmers and/or home-based micro and group-based small-scale agrifood enterprises are increased	3.2.1 Number of Syrian refugees/host communities farmers trained in financial literacy and enterprise management
		3.2.2 Number of farmer identified for grant support
		3.2.3 Number of Syrian Refugees and members of host communities accessing Graduation packages and engaged in at least one new agrifood income generating activity
		3.2.4 Number of farm who finalized the improved infrastructure
	3.3 Economic growth potential and resilience of the local economy hosting target groups enhanced	3.3.1 Vulnerable community members have improved ability to access sustainable income
		3.3.2 Number of vulnerable community members reporting increased access to income generating opportunities
		3.3.3 Number of MSMEs identified and trained
	3.4 Local and national systems and service delivery capacities in target areas strengthened	3.4.1 Number of municipalities benefiting from improved infrastructure and services
		3.4.2 Number of community support projects implemented
		3.4.2.1 Number of refugees and community members involved in assessment, planning and implementation of community development projects
		3.4.3 Number of active community centres in target areas
		3.4.4 Number of facilities and organisations capacitated to provide social cohesion activities*
		3.4.5 Number of dialogue tables and working groups held and attended by community, private sector and government stakeholders *
	3.5 Social tensions between refugees and local populations in host communities decreased	3.4.6 Number of policy recommendation for support to farmer/entrepreneur investment
		3.5.1 Number of young Syrian refugees and host community benefiting from peer information and outreach activities, including provided by youth leaders*
3.5.2 Number of young Syrian refugees and host communities participating in extracurricular cultural and sports activities*		

4. ACCESS TO HEALTH SERVICES	4.1 Basic medical services are available for Syrian refugees, migrants, and asylum seekers at the transit sites and medical centers	4.1.1 Number of primary health care consultations conducted with refugees and host communities
		4.1.2 Number of vulnerable beneficiaries provided with medical examinations and essential medicines
		4.1.3 Number of new hospital facilities constructed
		4.1.4 Number of existing hospital facilities rehabilitated or upgraded in standards
		4.1.5 Number of mobile clinics and ambulances procured
	4.2 Strengthened capacity of concerned local actors to deliver general primary and secondary health care services	4.2.1 Number of professional staff trained in primary, secondary and tertiary health care services
		4.2.2 Number of people reached through health education activities
		4.2.3 Number of health projects
	4.3 Increased capacity of maternity and paediatric hospitals to cope with additional daily load and patient services	4.3.1 Number of Primary Health Care Centers refurbished or equipped
		4.3.2 Number of dedicated operating theatres built
		4.3.3 Number of months of technical assistance missions in the health sector, civil work and admin sector, carried out by expatriate staff
	4.4 Reinforced mother and child health services in selected health centers	4.4.1 Number of paediatric hospitals renovated, expanded, improved in standards
		4.4.2 Number of cases treated in emergency services
		4.4.3 Number of cases treated in emergency services
		4.4.4 Number of pregnant women receiving 4 or more antenatal consultations
		4.4.5 Number of women attending at least one postnatal care visit at the supported health facilities
	4.4.6 Number of vaccination visits for children under 5 years	

5. ACCESS TO WASH SERVICES	5.1 WASH-related municipal infrastructure improved	5.1.1 Number of facilities rehabilitated and operational
		5.1.2 Number of facilities constructed, including for water, wastewater and solid waste
	5.2 Improved access to potable water supply for vulnerable populations affected by the Syrian crisis	<i>5.2.1 Number of individuals having access to safe water</i>
		5.2.2 Water quality respects standards for potable water
		<i>5.2.3 Number of beneficiaries who have experienced a hygiene promotion session</i>
	5.3 Volume of local storage capacity increased	<i>5.3.1 Number of households connected</i>
5.3.1.1 Mt of transmission and distribution lines installed 5.3.2 Number of pumping stations constructed		

6. PROTECTION	6.1 Self-development and wellbeing of marginalized children and adults are enhanced	6.1.1 Number of refugees and DOM community members receiving specialised treatment in the area of mental health and psychosocial support*
		6.1.2 Number of cases referred for specialized services
		<i>6.1.3 Number of children who are survivors or at risk receiving specialized child protection support</i>
		6.1.4 Number of individuals trained on Child Protection and Gender-Based Violence
		6.1.5 Number of children and youth enrolled in life skills programmes
	6.2 Improved access to safe land and infrastructure in rural and urban areas	6.3.1 Mine clearance actions
		6.2.2 Number of policy support/national regulations on mine survey
		6.2.3 Number of mine accidents in cleared sites
		<i>6.2.4 Number of villages where services have been restored and people have returned following clearance (e.g. health, education, electricity, etc...)</i>
		6.2.5 Men women and children who receive Risk Education
	6.3 Strengthened programming and advocacy initiatives in support to Syrian refugees, at country and regional level	6.3.1 Number of articles and press releases published in European media
		6.3.2 Number of individuals reached with outreach, information campaigns and awareness sessions
		<i>6.3.3 Number of advocacy initiatives supported at the regional level</i>
		6.3.4 Number of capacity building and partnership initiatives supported at regional level to scale up <i>Children Affected by Armed Conflicts (CAAC)</i> programming

ANNEX II: PROGRESS STATISTICS FOR ALL KPIS

Project Name: All Projects
Country: All Countries
Project Code: Project Code

Notes:

Total Indicators: 909
Total number of Indicators where Current Value is Zero or Not defined: 172
Total number of Indicators which have Zero / Unknown Target: 138

Indicator Types and KPI	KPI Linked			
	Indicator Type	No	Yes	Grand Total
Outcome		134	85	219
Output		346	297	643

Progress of the Indicators

All Countries	Sector	Audience	Results	Indicator	Target Value	Current value	Progress (%)	Traffic Light
EGYPT	BASIC EDUCATION	Beneficiary	Access to inclusive quality education Services for refugees and host communities promoted	Number of educational personnel, including teachers, volunteers and administrative staff trained	0	25		Target Zero
		Beneficiary Total		0	25		Target Zero	
	BASIC EDUCATION Total				0	25		Target Zero
	HEALTH	Beneficiary	Strengthened capacity of concerned local actors to deliver general primary and secondary health care services	Number of people reached through health education activities	36000	0	0.0%	1
		Beneficiary Total		36000	0	0.0%	1	
	HEALTH Total				36000	0	0.0%	1
	HIGHER EDUCATION	Beneficiary	Participation and equal access to higher education opportunities for vulnerable youth, adolescents and adults increased	Number of Syrian refugee students receiving higher education scholarship	46	26	56.5%	2
				Number of Syrian refugees and host communities participating in employability, vocational and entrepreneurial skills training programme	3240	0	0.0%	1
			Number of youth, adolescents and adults accessing higher education	1200	283	23.6%	1	
		Beneficiary Total	4486	309	6.9%	1		
		Service	Interventions in the higher and further education sector related to the Syrian crisis are better coordinated through stakeholder dialogue, networks and information tools	Number of communication tools, including dissemination plan and promotional campaigns implemented	5	2	40.0%	1
				Number of eligible HE programmes identified	0	7		Target Zero
				Number of HE projects financed through CFP	12	4	33.3%	1
				Number of national stakeholder dialogues on HE having taken place	4	1	25.0%	1
	Number of partner institutions (universities / language centres) committed to the Higher Education programme for refugees			2	1	50.0%	2	
	Participation and equal access to higher education opportunities for vulnerable youth, adolescents and adults increased	Number of HE certificates awarded	46	0	0.0%	1		
Service Total	69	15	21.7%	1				
HIGHER EDUCATION Total				4555	324	7.1%	1	
IRAQ/KGR	BASIC EDUCATION	Beneficiary	Access of Refugee Children and Youth to Equitable Formal and Non-Formal Education Programmes Increased	Number of children benefitting from learning support program including remedial and homework support	0	0		Target Zero
				Number of children receiving school supplied	0	0		Target Zero
				Number of Syrian refugee students receiving transportation services	265	270	101.9%	3
		Access to inclusive quality education Services for refugees and host communities promoted	Number of educational personnel, including teachers, volunteers and administrative staff trained	0	0		Target Zero	
	Beneficiary Total	265	270	101.9%	3			
	Service	Access to inclusive quality education Services for refugees and host communities promoted	Number of existing schools upgraded in standards and equipped	15	0	0.0%	1	
	Service Total	15	0	0.0%	1			
BASIC EDUCATION Total				280	270	96.4%	3	

HEALTH	Beneficiary	Basic medical services are available for Syrian refugees, migrants, and asylum seekers at the transit sites and medical centers	Number of professional staff trained in primary, secondary and tertiary health care services	40	0	0.0%	1
	Beneficiary Total			40	0	0.0%	1
HEALTH Total				40	0	0.0%	1
HIGHER EDUCATION	Beneficiary	Participation and equal access to higher education opportunities for vulnerable youth, adolescents and adults increased	Number of Syrian refugee students receiving higher education scholarship	298	428	143.6%	3
			Number of youth and adolescents accessing vocational training	15	15	100.0%	3
			Number of youth, adolescents and adults accessing higher education	520	525	101.0%	3
	Beneficiary Total			833	968	116.2%	3
	Service	Interventions in the higher and further education sector related to the Syrian crisis are better coordinated through stakeholder dialogue, networks and information tools	Number of communication tools, including dissemination plan and promotional campaigns implemented	6	4	66.7%	2
			Number of eligible HE programmes identified	0	2	Target Zero	
			Number of HE projects financed through CFP	10	2	20.0%	1
Number of national stakeholder dialogues on HE having taken place			4	1	25.0%	1	
Service Total			318	15	4.7%	1	
HIGHER EDUCATION Total				1151	983	85.4%	3
LOCAL DEVELOPMENT	Beneficiary	Economic growth potential and resilience of the local economy hosting target groups enhanced	Number of Vulnerable community members reporting increased access to income generating opportunities	700	0	0.0%	1
			Number of Syrian refugees and host communities participating in employability, vocational and entrepreneurial skills training programme	3300	0	0.0%	1
		Employability prospects of Syrian refugees and host communities improved	Number of Vulnerable community members reporting increased access to income generating opportunities	0	0	Target Zero	
			Number of workmen days created for women, men and youths	27780	0	0.0%	1
			Local and national systems and service delivery capacities in target areas strengthened	17000	0	0.0%	1
	Service	Local and national systems and service delivery capacities in target areas strengthened	Number of community members involved in social cohesion activities	17000	0	0.0%	1
			Number of youth, boys and girls directly participating or benefiting indirectly from peace building activities.	0	0	Target Zero	
			Beneficiary Total			48780	0
Service Total			54	43	79.6%	3	
LOCAL DEVELOPMENT Total				48834	43	0.1%	1
PROTECTION	Beneficiary	Improved access to safe land and infrastructure in rural and urban areas	Men women and children who receive Risk Education	0.8	0	0.0%	1
			Mine clearance actions	86215	54442	63.1%	2
	Improved access to safe land and infrastructure in rural and urban areas	Risk education (RE) sessions delivered to raise awareness of contamination threats within conflict affected communities and amongst humanitarian actors	46604	206064	442.2%	3	
		Self-development and wellbeing of marginalized children and adults are enhanced	Number of children and youth enrolled in life skills programmes	0	0	Target Zero	
	Strengthened programming and advocacy initiatives in support to Syrian refugees, at country and regional level	Number of individuals trained on Child Protection and Gender-Based Violence	0	0	Target Zero		
		Number of individuals reached with outreach, information campaigns and awareness sessions	7000	0	0.0%	1	

		Beneficiary Total		139819.8	260506	186.3%	3	
	Service	Improved access to safe land and infrastructure in rural and urban areas	Men women and children who receive Risk Education	0.8	0	0.0%	1	
		Self-development and wellbeing of marginalized children and adults are enhanced	Number of cases referred for specialized services	15	0	0.0%	1	
		Strengthened programming and advocacy initiatives in support to Syrian refugees, at country and regional level	Number of advocacy initiatives supported at the regional level	0	0		Target Zero	
		Service Total		15.8	0	0.0%	1	
	PROTECTION Total			139835.6	260506	186.3%	3	
	WASH	Beneficiary	Improved access to potable water supply for vulnerable populations affected by the Syrian crisis	Number of individuals having access to safe water	13000	0	0.0%	1
		Beneficiary Total		13000	0	0.0%	1	
		Service	WASH-related municipal infrastructure improved	Number of facilities rehabilitated and operational	0	0	Target Zero	
		Service Total		0	0		Target Zero	
	WASH Total			13000	0	0.0%	1	
JORDAN	BASIC EDUCATION		Number of existing schools upgraded in standards and equipped	Number of existing schools upgraded in standards and equipped	16	0	0.0%	1
		Total		16	0	0.0%	1	
	Beneficiary	Access of Refugee Children and Youth to Equitable Formal and Non-Formal Education Programmes Increased	Number of children benefitting from learning support program including remedial and homework support	3900	329	8.4%	1	
			Number of children receiving school supplies	4500	0	0.0%	1	
			Number of girls and boys out of school provided with unconditional cash assistance as incentive for attendance in education services	4500	10622	236.0%	3	
			Number of persons attending NFE as well as back-up classes and catch-up classes	4500	9409	209.1%	3	
			Number of Syrian refugee students receiving transportation services	800	0	0.0%	1	
		Access to inclusive quality education Services for refugees and host communities promoted	Number of educational personnel, including teachers, volunteers and administrative staff trained	285	147	51.6%	2	
		Beneficiary Total		18485	20507	110.9%	3	
	Service	Access to inclusive quality education Services for refugees and host communities promoted	Number of Educational facilities constructed, renovated or rehabilitated	25	0	0.0%	1	
			Number of educational infrastructure accessible to refugee students and host communities with disabilities funded	25	0	0.0%	1	
			Number of existing schools upgraded in standards and equipped	27	0	0.0%	1	
			Number of new educational facilities constructed or rehabilitated	11	0	0.0%	1	
		Service Total		88	0	0.0%	1	
	BASIC EDUCATION Total			18589	20507	110.3%	3	
	HEALTH	Beneficiary	Basic medical services are available for Syrian refugees, migrants, and asylum seekers at the transit sites and medical centers	Number of professional staff trained in primary, secondary and tertiary health care services	60	0	0.0%	1
			Strengthened capacity of concerned local actors to deliver general primary and secondary health care services	Number of people reached through health education activities	27260	5162	18.9%	1
		Beneficiary Total		27320	5162	18.9%	1	
	HEALTH Total			27320	5162	18.9%	1	
	HIGHER EDUCATION	Beneficiary	Participation and equal access to higher education opportunities for vulnerable youth, adolescents and adults increased	Number of Syrian refugee students receiving higher education scholarship	66	59	89.4%	3
				Number of Syrian refugees and host communities participating in employability, vocational and entrepreneurial skills training programme	325	0	0.0%	1
				Number of youth, adolescents and adults accessing higher education	3620	1263	34.9%	1
		Beneficiary Total		4011	1322	33.0%	1	

	Service	Interventions in the higher and further education sector related to the Syrian crisis are better coordinated through stakeholder dialogue, networks and information tools	Number of communication tools, including dissemination plan and promotional campaigns implemented	1	1	100.0%	3
			Number of eligible HE programmes identified	0	22		Target Zero
			Number of HE projects financed through CfP	18	8	44.4%	1
			Number of national stakeholder dialogues on HE having taken place	4	1	25.0%	1
			Number of partner institutions (universities / language centres) committed to the Higher Education programme for refugees	3	3	100.0%	3
		Participation and equal access to higher education opportunities for vulnerable youth, adolescents and adults increased	Number of HE certificates awarded	19	0	0.0%	1
	Service Total			45	35	77.8%	3
HIGHER EDUCATION Total				4056	1357	33.5%	1
LOCAL DEVELOPMENT	Beneficiary	Economic growth potential and resilience of the local economy hosting target groups enhanced	Cash Assistance	16809	20072	119.4%	3
			Number of Individuals and families received cash assistance	14177	16109	113.6%	3
			Number of Vulnerable community members reporting increased access to income generating opportunities	300	0	0.0%	1
		Employability prospects of Syrian refugees and host communities improved	Number of employment days generated through economic infrastructure and service delivery projects	3000	510	17.0%	1
			Number of Syrian refugees and host communities participating in employability, vocational and entrepreneurial skills training programme	7100	1905	26.8%	1
			Number of Vulnerable community members reporting increased access to income generating opportunities	240	0	0.0%	1
			Number of workmen days created for women, men and youths	55500	0	0.0%	1
		Local and national systems and service delivery capacities in target areas strengthened	Number of active community centres in target areas	10	10	100.0%	3
			Number of community members involved in social cohesion activities	11000	0	0.0%	1
			Number of direct beneficiaries targeted by community development projects	32000	0	0.0%	1
		Social tensions between refugees and local populations in host communities decreased	Number of young Syrian refugees and host communities participating in extracurricular cultural and sports activities	0	115		Target Zero
			Number of young Syrian refugees and host community benefiting from peer information and outreach activities, including provided by youth leaders	50040	0	0.0%	1
			Number of youth, boys and girls directly participating or benefiting indirectly from peace building activities.	2600	0	0.0%	1
	Beneficiary Total			192776	38721	20.1%	1
	Service	Economic growth potential and resilience of the local economy hosting target groups enhanced	Number of MSMEs identified and trained	300	326	108.7%	3
		Local and national systems and service delivery capacities in target areas strengthened	Number of community support projects implemented	38	0	0.0%	1
			Number of dialogue tables and working groups held and attended by community, private sector and government stakeholders	80	75	93.8%	3
			Number of municipalities benefiting from improved infrastructure and services	20	0	0.0%	1
			Number of policy recommendation for support to farmer/entrepreneur investment	4	12	300.0%	3
	Service Total			442	413	93.4%	3
LOCAL DEVELOPMENT Total				193218	39134	20.3%	1
PROTECTION	Beneficiary	Self-development and wellbeing of marginalized children and adults are enhanced	Number of individuals attended Psychosocial sensitization or group sessions	0	0		Target Zero
			Number of children and youth enrolled in life skills programmes	7300	3800	52.1%	2

			Number of individuals trained on Child Protection and Gender-Based Violence	154	0	0.0%	1	
			Number of people indirectly benefiting from the inclusion for mental health and psychosocial support in the public health care system	17700	0	0.0%	1	
			Number of vulnerable girls and boys reached with psychosocial support services	4500	9500	211.1%	3	
		Strengthened programming and advocacy initiatives in support to Syrian refugees, at country and regional level	Number of individuals reached with outreach, information campaigns and awareness sessions	12120	4505	37.2%	1	
		Beneficiary Total		41774	17805	42.6%	1	
	Service	Self-development and wellbeing of marginalized children and adults are enhanced	Number of cases referred for specialized services	75	0	0.0%	1	
		Strengthened programming and advocacy initiatives in support to Syrian refugees, at country and regional level	Number of articles and press releases published in European media	0	5	Target Zero		
		Service Total		75	5	6.7%	1	
		PROTECTION Total		41849	17810	42.6%	1	
	Beneficiary	Improved access to potable water supply for vulnerable populations affected by the Syrian crisis	Number of Individuals benefitting improved water services	413300	1196	0.3%	1	
			Number of beneficiaries who have experienced a hygiene promotion session	50000	0	0.0%	1	
			Number of HHs Connected	7000	156	2.2%	1	
			Number of individuals having access to safe water	1210	0	0.0%	1	
		Beneficiary Total		471510	1352	0.3%	1	
	Service	Volume of local storage capacity increased	Mt of transmission and distribution lines installed	61	0	0.0%	1	
		WASH-related municipal infrastructure improved	Number of facilities rehabilitated and operational	6	0	0.0%	1	
		Service Total		67	0	0.0%	1	
		WASH Total		471577	1352	0.3%	1	
LEBANON	BASIC EDUCATION	Beneficiary	Access of Refugee Children and Youth to Equitable Formal and Non-Formal Education Programmes Increased	Number of boys and girls whose registration fees for public formal education are subsidized, school year 2016/2017	89351	91324	102.2%	3
				Number of children and adolescents referred to formal education including through the back to school campaign	17000	4410	25.9%	1
				Number of children benefitting from learning support program including remedial and homework support	11902	7066	59.4%	2
				Number of children receiving school supplies	0	0	Target Zero	
				Number of persons attending NFE as well as back-up classes and catch-up classes	24779	21886	88.3%	3
				Number of Syrian refugee students receiving transportation services	11601	10900	94.0%	3
			Access to inclusive quality education Services for refugees and host communities promoted	Number of educational personnel, including teachers, volunteers and administrative staff trained	551	574	104.2%	3
		Beneficiary Total		155184	136160	87.7%	3	
	Service	Access to inclusive quality education Services for refugees and host communities promoted	Number of Educational facilities constructed, renovated or rehabilitated	10	0	0.0%	1	
			Number of educational infrastructure accessible to refugee students and host communities with disabilities funded	10	0	0.0%	1	
			Number of existing schools upgraded in standards and equipped	10	0	0.0%	1	
			Number of new educational facilities constructed or rehabilitated	8	0	0.0%	1	
		Service Total		38	0	0.0%	1	
		BASIC EDUCATION Total		155222	136160	87.7%	3	
	HEALTH	Beneficiary	Basic medical services are available for Syrian refugees, migrants, and asylum seekers at the transit sites and medical centers	Number of professional staff trained in primary, secondary and tertiary health care services	70000	34715	49.6%	1
				Number of Vulnerable beneficiaries provided with medical examinations and essential medicines	203000	34160	16.8%	1
			Strengthened capacity of concerned local actors to deliver general primary and secondary health care services	Number of people reached through health education activities	26694	3415	12.8%	1

		Beneficiary Total		299694	72290	24.1%	1	
		HEALTH Total		299694	72290	24.1%	1	
	HIGHER EDUCATION	Beneficiary	Participation and equal access to higher education opportunities for vulnerable youth, adolescents and adults increased	Number of Syrian refugee students receiving higher education scholarship	710	846	119.2%	3
				Number of youth and adolescents accessing vocational training	212	302	142.5%	3
				Number of youth, adolescents and adults accessing higher education	2618	1323	50.5%	2
				Beneficiary Total	3540	2471	69.8%	2
		Service	Interventions in the higher and further education sector related to the Syrian crisis are better coordinated through stakeholder dialogue, networks and information tools	Number of communication tools, including dissemination plan and promotional campaigns implemented	7	4	57.1%	2
				Number of eligible HE programmes identified	0	64	Target Zero	
				Number of HE projects financed through CfP	14	2	14.3%	1
				Number of national stakeholder dialogues on HE having taken place	4	1	25.0%	1
				Number of partner institutions (universities / language centres) committed to the Higher Education programme for refugees	3	1	33.3%	1
			Participation and equal access to higher education opportunities for vulnerable youth, adolescents and adults increased	Number of HE certificates awarded	687	49	7.1%	1
				Service Total	715	121	16.9%	1
		HIGHER EDUCATION Total		4255	2592	60.9%	2	
	LOCAL DEVELOPMENT	Beneficiary	Economic growth potential and resilience of the local economy hosting target groups enhanced	Number of Individuals and families received cash assistance	31500	31500	100.0%	3
			Employability prospects of Syrian refugees and host communities improved	Number of employment days generated through economic infrastructure and service delivery projects	1800	1197	66.5%	2
				Number of Syrian refugees and host communities participating in employability, vocational and entrepreneurial skills training programme	5600	1323	23.6%	1
				Number of Vulnerable community members reporting increased access to income generating opportunities	0	0	Target Zero	
			Local and national systems and service delivery capacities in target areas strengthened	Number of community members involved in social cohesion activities	10500	0	0.0%	1
				Number of dialogue tables and working groups held and attended by community, private sector and government stakeholders	8	9	112.5%	3
				Number of direct beneficiaries targeted by community development projects	31545	0	0.0%	1
			Social tensions between refugees and local populations in host communities decreased	Number of young Syrian refugees and host communities participating in extracurricular cultural and sports activities	20700	7067	34.1%	1
				Number of young Syrian refugees and host community benefiting from peer information and outreach activities, including provided by youth leaders	70510	70	0.1%	1
				Number of youth, boys and girls directly participating or benefiting indirectly from peace building activities.	19780	0	0.0%	1
			Strengthened programming and advocacy initiatives in support to Syrian refugees, at country and regional level	Number of children benefiting from recreational activities	10402	3615	34.8%	1
				Beneficiary Total	202345	44781	22.1%	1
		Service	Economic growth potential and resilience of the local economy hosting target groups enhanced	Number of MSMEs identified and trained	300	317	105.7%	3
			Local and national systems and service delivery capacities in target areas strengthened	Number of facilities and organisations capacitated to provide social cohesion activities	4	0	0.0%	1
				Number of active community centres in target areas	4	0	0.0%	1
				Number of active community centres in target areas	4	3	75.0%	3
				Number of community support projects implemented	10.58	0	0.0%	1

			Number of dialogue tables and working groups held and attended by community, private sector and government stakeholders	65	62	95.4%	3
			Number of municipalities benefiting from improved infrastructure and services	34	0	0.0%	1
			Number of policy recommendation for support to farmer/entrepreneur investment	4	7	175.0%	3
		Service Total		425.58	389	91.4%	3
		LOCAL DEVELOPMENT Total		202770.58	45170	22.3%	1
PROTECTION	Beneficiary	Self-development and wellbeing of marginalized children and adults are enhanced	Number of individuals attended Psychosocial sensitization or group sessions	2000	0	0.0%	1
			Number of children and youth enrolled in life skills programmes	0	0		Target Zero
			Number of children who are survivors or at risk receiving specialized child protection support	1450	1050	72.4%	2
			Number of girls and women accessing safe spaces	7200	11344	157.6%	3
			Number of individuals trained on Child Protection and Gender-Based Violence	475	0	0.0%	1
			Number of refugees and DOM community members receiving specialised treatment in the area of mental health and psychosocial support	3280	0	0.0%	1
		Strengthened programming and advocacy initiatives in support to Syrian refugees, at country and regional level	Number of individuals reached with outreach, information campaigns and awareness sessions	50000	31282	62.6%	2
		Beneficiary Total		64405	43676	67.8%	2
	Service	Self-development and wellbeing of marginalized children and adults are enhanced	Number of cases referred for specialized services	100	0	0.0%	1
		Strengthened programming and advocacy initiatives in support to Syrian refugees, at country and regional level	Number of articles and press releases published in European media	5	1	20.0%	1
		Service Total		105	1	1.0%	1
		PROTECTION Total		64510	43677	67.7%	2
WASH		Volume of local storage capacity increased	Mt of transmission and distribution lines installed	38600	0	0.0%	1
		Total		38600	0	0.0%	1
	Beneficiary	Improved access to potable water supply for vulnerable populations affected by the Syrian crisis	Number of beneficiaries who have experienced a hygiene promotion session	59000	0	0.0%	1
			Number of individuals having access to safe water	85070	0	0.0%	1
			Number of individuals reached with outreach, information campaigns and awareness sessions	8000	1482	18.5%	1
		Beneficiary Total		152070	1482	1.0%	1
	Service	WASH-related municipal infrastructure improved	Number of facilities constructed	18	0	0.0%	1
			Number of facilities rehabilitated and operational	42	0	0.0%	1
		Service Total		60	0	0.0%	1
		WASH Total		190730	1482	0.8%	1
Lebanon, Jordan, J	PROTECTION	Service	Strengthened programming and advocacy initiatives in support to Syrian refugees, at country and regional level	150	0	0.0%	1
		Service Total		150	0	0.0%	1
		PROTECTION Total		150	0	0.0%	1
SYRIA	BASIC EDUCATION	Beneficiary	Access of Refugee Children and Youth to Equitable Formal and Non-Formal Education Programmes Increased	1000	222	22.2%	1
			Access to inclusive quality education Services for refugees and host communities promoted	24	0	0.0%	1
		Beneficiary Total		1024	222	21.7%	1
		BASIC EDUCATION Total		1024	222	21.7%	1
	HIGHER EDUCATION	Beneficiary	Participation and equal access to higher education opportunities for vulnerable youth, adolescents and adults increased	1000	534	53.4%	2
			Number of Syrian refugee students receiving higher education scholarship	1000	534	53.4%	2
			Number of youth and adolescents accessing vocational training	750	270	36.0%	1

TURKEY				Number of youth, adolescents and adults accessing higher education	1250	486	38.9%	1
		Beneficiary Total			3000	1290	43.0%	1
		Service	Interventions in the higher and further education sector related to the Syrian crisis are better coordinated through stakeholder dialogue, networks and information tools	Number of communication tools, including dissemination plan and promotional campaigns implemented	5	2	40.0%	1
			Participation and equal access to higher education opportunities for vulnerable youth, adolescents and adults increased	Number of HE certificates awarded	1000	138	13.8%	1
		Service Total			1005	140	13.9%	1
		HIGHER EDUCATION Total			4005	1430	35.7%	1
		BASIC EDUCATION						
		Beneficiary	Access of Refugee Children and Youth to Equitable Formal and Non-Formal Education Programmes Increased	Number of children attending foreign language courses	5416	4691	86.6%	3
				Number of children receiving school supplied	60000	76000	126.7%	3
				Number of persons attending NFE as well as back-up classes and catch-up classes	1800	0	0.0%	1
				Number of Syrian refugee students receiving transportation services	484	390	80.6%	3
				Number of Turkish and Syrian young children attending early childhood education (ECE) programmes	3000	3062	102.1%	3
			Access to inclusive quality education Services for refugees and host communities promoted	Number of educational personnel, including teachers, volunteers and administrative staff trained	8780	9379	106.8%	3
		Beneficiary Total			79480	93522	117.7%	3
		Service	Access to inclusive quality education Services for refugees and host communities promoted	Number of educational infrastructure accessible to refugee students and host communities with disabilities	15	0	0.0%	1
				Number of existing schools upgraded in standards and equipped	15	0	0.0%	1
				Number of new educational facilities constructed or rehabilitated	52	0	0.0%	1
		Service Total			82	0	0.0%	1
		BASIC EDUCATION Total			79562	93522	117.5%	3
		HEALTH						
		Beneficiary	Strengthened capacity of concerned local actors to deliver general primary and secondary health care services	Number of people reached through health education activities	45000	2447	5.4%	1
	Beneficiary Total			45000	2447	5.4%	1	
	HEALTH Total			45000	2447	5.4%	1	
	HIGHER EDUCATION							
	Beneficiary	Participation and equal access to higher education opportunities for vulnerable youth, adolescents and adults increased	Number of Syrian refugee students receiving higher education scholarship	952	899	94.4%	3	
			Number of youth and adolescents accessing vocational training	9000	3064	34.0%	1	
			Number of youth, adolescents and adults accessing higher education	3048	1331	43.7%	1	
	Beneficiary Total			13000	5294	40.7%	1	
	Service	Interventions in the higher and further education sector related to the Syrian crisis are better coordinated through stakeholder dialogue, networks and information tools	Number of communication tools, including dissemination plan and promotional campaigns implemented	6	2	33.3%	1	
			Number of eligible HE programmes identified	0	22	Target Zero		
			Number of HE projects financed through CFP	18	20	111.1%	3	
			Number of national stakeholder dialogues on HE having taken place	4	0	0.0%	1	
			Number of partner institutions (universities / language centres) committed to the Higher Education programme for refugees	5	4	80.0%	3	
		Participation and equal access to higher education opportunities for vulnerable youth, adolescents and adults increased	Number of HE certificates awarded	598	5	0.8%	1	
	Service Total			631	53	8.4%	1	
	HIGHER EDUCATION Total			13631	5347	39.2%	1	

WESTERN BALKAN	LOCAL DEVELOPMENT	Beneficiary	Employability prospects of Syrian refugees and host communities improved	Number of Syrian refugees and host communities participating in employability, vocational and entrepreneurial skills training <u>programm</u>	29300	0	0.0%	1	
				Number of Syrian refugees and host communities participating in employability, vocational and entrepreneurial skills training programme	7400	0	0.0%	1	
			Social tensions between refugees and local populations in host communities decreased	Number of young Syrian refugees and host communities participating in extracurricular cultural and sports <u>activite</u>	20010	0	0.0%	1	
			Number of young Syrian refugees and host community benefiting from peer information and outreach activities, including provided by youth leaders	20700	66779	322.6%	3		
		Beneficiary Total		77410	66779	86.3%	3		
		Service	Local and national systems and service delivery capacities in target areas strengthened	Number of facilities and <u>organisations</u> capacitated to provide social cohesion activities	18	9	50.0%	2	
	Number of facilities and <u>organisations</u> capacitated to provide social cohesion activities			10	0	0.0%	1		
	Service Total			28	9	32.1%	1		
	LOCAL DEVELOPMENT Total					77438	66788	86.2%	3
	PROTECTION	Beneficiary	Self-development and wellbeing of marginalized children and adults are enhanced	Number of individuals attended Psychosocial sensitization or group sessions	36600	22641	61.9%	2	
				Number of individuals trained on Child Protection and Gender-Based Violence	700	814	116.3%	3	
				Number of refugees and DOM community members receiving <u>specialised</u> treatment in the area of mental health and psychosocial support	34000	57928	170.4%	3	
			Strengthened programming and advocacy initiatives in support to Syrian refugees, at country and regional level	Number of individuals reached with outreach, information campaigns and awareness sessions	20000	30357	151.8%	3	
		Beneficiary Total		91300	111740	122.4%	3		
	PROTECTION Total					91300	111740	122.4%	3
WASH	Beneficiary	Improved access to potable water supply for vulnerable populations affected by the Syrian crisis	Number of beneficiaries who have experienced a hygiene promotion session	45000	10295	22.9%	1		
				Beneficiary Total	45000	10295	22.9%	1	
WASH Total					45000	10295	22.9%	1	
BASIC EDUCATION	Beneficiary	Access of refugee children and youth to equitable formal and non-formal education <u>programmes</u> increased	Number of refugee and host community children attending early childhood education	0.95	0.5	52.6%	2		
				Beneficiary Total	0.95	0.5	52.6%	2	
BASIC EDUCATION Total					0.95	0.5	52.6%	2	
HEALTH	Beneficiary	Basic medical services are available for Syrian refugees, migrants, and asylum seekers at the transit sites and medical centers	Number of primary health care consultations conducted with refugees and host communities	0.95	0.5	52.6%	2		
			Number of Vulnerable beneficiaries provided with medical examinations and essential medicines	6000	17839	297.3%	3		
			Beneficiary Total	6000.95	17839.5	297.3%	3		
	Service	Basic medical services are available for Syrian refugees, migrants, and asylum seekers at the transit sites and medical centers	Number of mobile clinics and ambulances procured	6	0	0.0%	1		
Strengthened capacity of concerned local actors to deliver general primary and secondary health care services			Number of health projects	5	0	0.0%	1		
Service Total					11	0	0.0%	1	
HEALTH Total					6011.95	17839.5	296.7%	3	
PROTECTION	Service	Improved access to potable water supply for vulnerable populations affected by the Syrian crisis	Number of accommodation centers created/reconstructed/renovated	7077	6075	85.8%	3		
				Service Total	7077	6075	85.8%	3	
PROTECTION Total					7077	6075	85.8%	3	
WASH	Service	WASH-related municipal infrastructure improved	Number of facilities rehabilitated and operational	7	970	13857.1%	3		
				Service Total	7	970	13857.1%	3	
WASH Total					7	970	13857.1%	3	