



EU REGIONAL TRUST FUND IN RESPONSE TO THE SYRIAN CRISIS

2nd RESULTS REPORTING

June 2018

This project is funded by
The European Union



A project implemented by
Particip Consortium



TABLE OF CONTENTS

1. INTRODUCTION	3
1.1. The EU Regional Trust Fund in Response to the Syrian Crisis	4
2.1. The EUTF Syria's contributions	5
2. OVERALL ASPECTS OF THE EUTF SYRIA	7
2.1. Overall Intervention Logic	7
2.2. Results Framework	12
3. METHODOLOGY	15
4. FINDINGS	20
4.1. EUTF – Syria Region	20
4.2. All Sectors Overview	25
4.2.1. Individual beneficiaries	25
4.2.2. Services	29
4.3. Priority sectors overview	32
4.3.1. Access to Basic Education	32
4.3.2. Access to Higher and Further Education	39
4.3.3. Access to Health Services	46
4.3.4. Resilience and Local Development	53
4.3.5. Access to WASH Services	61
4.3.6. Protection	67
5. ANNEXES	74
5.1. Annex I: Results Framework Indicators	74
5.2. Annex II: Progress Statistics for All KPIs	78

1. INTRODUCTION

The conflict in Syria continues to drive the largest refugee crisis in the world. Over 5.6 million Syrians are registered as refugees in neighbouring countries with the crisis going into its 8th year. Despite the move of hundreds of thousands of Syrian refugees to Europe in 2015/2016, the primary burden of hosting the refugees continues to fall on the neighbouring countries in the region. Lebanon (1 million) and Jordan (650,000) host the largest numbers of registered refugees per capita in the world. In Lebanon, one in five people is a refugee, while one in fifteen is a refugee in Jordan. Meanwhile, Turkey continues to host the largest number of refugees in the world, 3.5 million. Iraq and Egypt host large numbers of Syrian refugees along with refugees from many other countries. While the vast majority of Syrian refugees continue to be geographically integrated with host communities in urban, peri-urban and rural areas, they are increasingly vulnerable and face extremely high rates of poverty.

Refugees continue to face a number of specific challenges across the region, including limited livelihoods opportunities, exhaustion of savings, and the adoption of negative coping mechanisms, which further exacerbates the residual protection risks they face. Broader political and social pressures can also affect stability between displaced populations and host communities in countries across the region.

To help face this situation, the EU has decided to mobilize efforts and resources to alleviate the refugees worsening circumstances, becoming the leading donor in the international response to the Syrian crisis. EU and Member States have collectively mobilized €9 billion for relief and recovery assistance to Syrians in their country and to refugees and their host communities in neighbouring Lebanon, Jordan, Iraq, Turkey and Egypt. In addition, the EU has pledged more than €3 billion at the 'Supporting Syria' conference held in London last February 2016.

1.1. The EU Regional Trust Fund in Response to the Syrian Crisis

Since its establishment in December 2014, an increasing share of the EU's non-humanitarian aid for Syrian refugees and support Syria's neighbouring countries cope with the refugee crisis is provided through the EU Regional Trust Fund in Response to the Syrian crisis (EUTF Syria). The EUTF Syria reinforces the integrated EU aid response to the crisis and primarily addresses longer term resilience and early recovery needs of Syrian refugees and host communities and their administrations in neighbouring countries including Iraq, Jordan, Lebanon and Turkey. In addition, EUTF Syria also operates in Egypt and Western Balkans.

The EUTF Syria's Overall Objective is:

“ *To provide a coherent and reinforced aid response to the Syrian crisis on a regional scale, responding primarily to the needs of refugees from Syria in neighbouring countries, as well as of the communities hosting the refugees and their administrations, in particular as regards resilience and early recovery.*

The EUTF Syria is a key instrument to deliver the EU's pledges for the crisis made at the London conference on Syria in 2016 and the 24-25th April SYRIA Conference in Brussels, and also underpins the special EU Compacts agreed with Jordan and Lebanon for assistance to this protracted refugee crisis.

Key priorities of the EUTF Syria are:

- Promoting educational, protection and engagement opportunities for children and young people in line with the 'No Lost Generation initiative'.
- Reducing the pressure on countries hosting refugees by investing in livelihoods and social cohesion and supporting them in providing access to jobs and education that will benefit both refugees and host communities.



In addition, the EUTF Syria now supports other important development sectors, including **municipal services** and **infrastructure** in most affected host communities, **access to health care**, and **higher education**.

To foster a genuine European response in partnership with the host governments in the region, the EUTF Syria in recent months succeeded to encourage and better connect European aid delivery capacities. As a result, **up to 75% of the EUTF Syria's projects could potentially be implemented by European partners** (Development agencies of EU Member States, European NGOs, Red Cross societies) in partnership with host governments. This will significantly boost the EU's partnership with host governments and affected populations in the region, and also make Europe's response more visible, both as a donor and a doer.

2.1. The EUTF Syria's contributions

With contributions and pledges from 22 EU Member States and Turkey, amounting to now more than €150 million, and contributions from various EU instruments, the EUTF Syria has reached a total volume of €1.4 billion to date.

To date, a total of **more than €1.2 billion** have already been allocated to concrete assistance programmes for refugees and host communities in the region. These programmes support basic education and child protection, training and higher education, better access to healthcare, improved water and waste-water infrastructure, as well as support to resilience, economic opportunities and social inclusion. Of this, **€920 million have been contracted in 47 projects** to the EUTF Syria's implementing partners on the ground, now reaching more than **2 million beneficiaries**.



The scope of the EUTF Syria also includes support to internally displaced persons in Iraq fleeing from the interlinked Syria/Iraq/Da'esh crisis, and to provide support in the Western Balkans to non-EU countries affected by the refugee crisis.

2. OVERALL ASPECTS OF THE EUTF SYRIA

2.1. Overall Intervention Logic

In the main, humanitarian donor budgets are often not sufficient and geared towards the protracted Syrian crisis whilst needs become increasingly structural, particularly in terms of resilience, recovery and education. Moreover, development aid budgets are programmed for years in advance, despite a need for a more flexible financing instrument. This is offered by the EUTF Syria. Moreover, the EUTF also serves as a potential vehicle for a future joint post-conflict recovery and reconstruction effort in Syria.

The reconstructed overall intervention logic for the EUTF Syria, which is presented below, defines the **Impact, Outcomes, Outputs, Activities and Inputs** contributing to or resulting from the implementation of EUTF Syria (through its actions). These correspond to the different sequential levels necessary to bring about the desired results as defined by the EUTF Syria's basic documents¹.

The analysis of the intervention logic is complemented with the identification of the assumptions (the necessary and positive conditions) required for the realisation of the causal relationships on which the EUTF Syria logic is built. **Assumptions** need to be met (to exist) prior to the start of implementation and as such are placed on the bottom of the intervention logic; without these an action cannot and should not take place, i.e. no activity should be implemented.

Two types of assumptions are considered:

- **Contextual:** addressing factors of the wider context of the EUTF Syria countries/thematic areas; and

¹ Agreement Establishing the European Union Regional Trust Fund in Response to the Syrian Crisis, the EUTF Syria and its Internal Rules ("the Constitutive Agreement"); Strategic Orientation Document for the European Union Regional Trust Fund in Response to the Syrian Crisis.

- **Specific:** referring to specific levels of the EUTF Syria intervention logic, which need to be met in order to move to a higher level.

Assumptions are placed on the level of activities, outputs and outcomes. Changes in the assumptions over time may be needed according to the changing context or priorities. These assumptions as well as their possible changes will help explain the nature/level/quantity of the results achieved by the EUTF Syria.

As can be seen from the reconstructed intervention logic diagram (**Figure 1**), EUTF Syria has the overall intention (**Impact**) of providing a coherent and reinforced aid response to the Syrian crisis on a regional scale, responding primarily to the needs of refugees from Syria in neighbouring countries, and of the communities hosting the refugees and their administrations, in particular as regards to resilience and early recovery.

The achievement of this overall objective (Impact) will be based on the achievement of a number of **Outcomes** like: promotion of educational, protection and engagement opportunities for children and young people - both refugee children and vulnerable children in host communities, and reduction of the pressure on countries hosting refugees by investing in livelihoods and social cohesion and supporting them in providing access to jobs and education that will benefit both refugees and host communities.

The existing situation analysis has determined the focus of the EUTF Syria interventions and the types of **Outputs** to be produced by EUTF actions.

There are numerous Outputs that can be generated under the EUTF Syria, for instance:

- Participating youth becoming prepared for career and/or higher education;
- Strengthened local resilience and livelihoods, contributing also to increased economic empowerment;
- Enhanced health service utilization, leading to improved wellness behaviour;
- Improved sanitation and hygiene practices; etc.

Practically at the implementation phase, the Outputs at Instrument (EUTF Syria) level will be the sum of the outputs of all the actions which are implemented with the financing of EUTF.

Activities can contribute to one or several Outputs at the same time. Also, the interaction between Activities and Outputs can be dynamic, with frequent interaction between these two levels during implementation. At Instrument level, the activities comprise the programming, implementation, monitoring and reporting activities of all stakeholders involved; at the same time, the activities at Instrument level are the sum of the activities implemented under each of the key areas of intervention (currently six thematic priorities) as financed by EUTF Syria.

The **Inputs** required for the implementation of the Activities, the production of Outputs and the contribution to Outcomes and Impacts comprise the EUTF Syria budget, the involved human resources (of all stakeholders) the organisation schemes and tools, technical inputs (mainly know-how, instruments and resources) and (implementation) time (60 months from December 2014).

At the implementation phase, the Inputs at Instrument level comprise all inputs used for the implementation of all the actions financed by EUTF Syria. The total available funds of EUTF Syria are expected to suffice for the achievement of the anticipated results, due to the (participative) way the EUTF actions are elaborated, its gradual programming and the de-concentration of the implementation responsibility to entrusted stakeholders.

The **assumptions/preconditions** presented mainly refer to:

- The donor fulfilment of given funding commitments;
- The ability of the EUTF to identify the most pressing needs, thus identifying the most relevant actions;
- Effective collaboration between EC, donor community, implementing partners and other stakeholders;
- The need that the security situation inside Syria does not further worsen dramatically;
- Political stability and adequate security conditions in the individual EUTF Syria countries; etc.

Assumptions/preconditions are necessary for going from one level to the immediate higher one. The assumptions of the lower level are just logical assumptions elaborated on the basis of the content of the level they refer to; the assumptions of the higher levels of the



intervention logic (i.e.: Inputs ⇒ Activities ⇒ Outputs ⇒ Outcomes ⇒ Impacts) come directly or indirectly from the constitutive documents for establishing and implementing the EUTF Syria. These documents do not explicitly present preconditions /assumptions for the implementation and achievement of the results of EUTF Syria, however they provide them indirectly.



EUTF Syria Overall Intervention Logic

EU Regional Trust Fund in Response to the Syrian Crisis

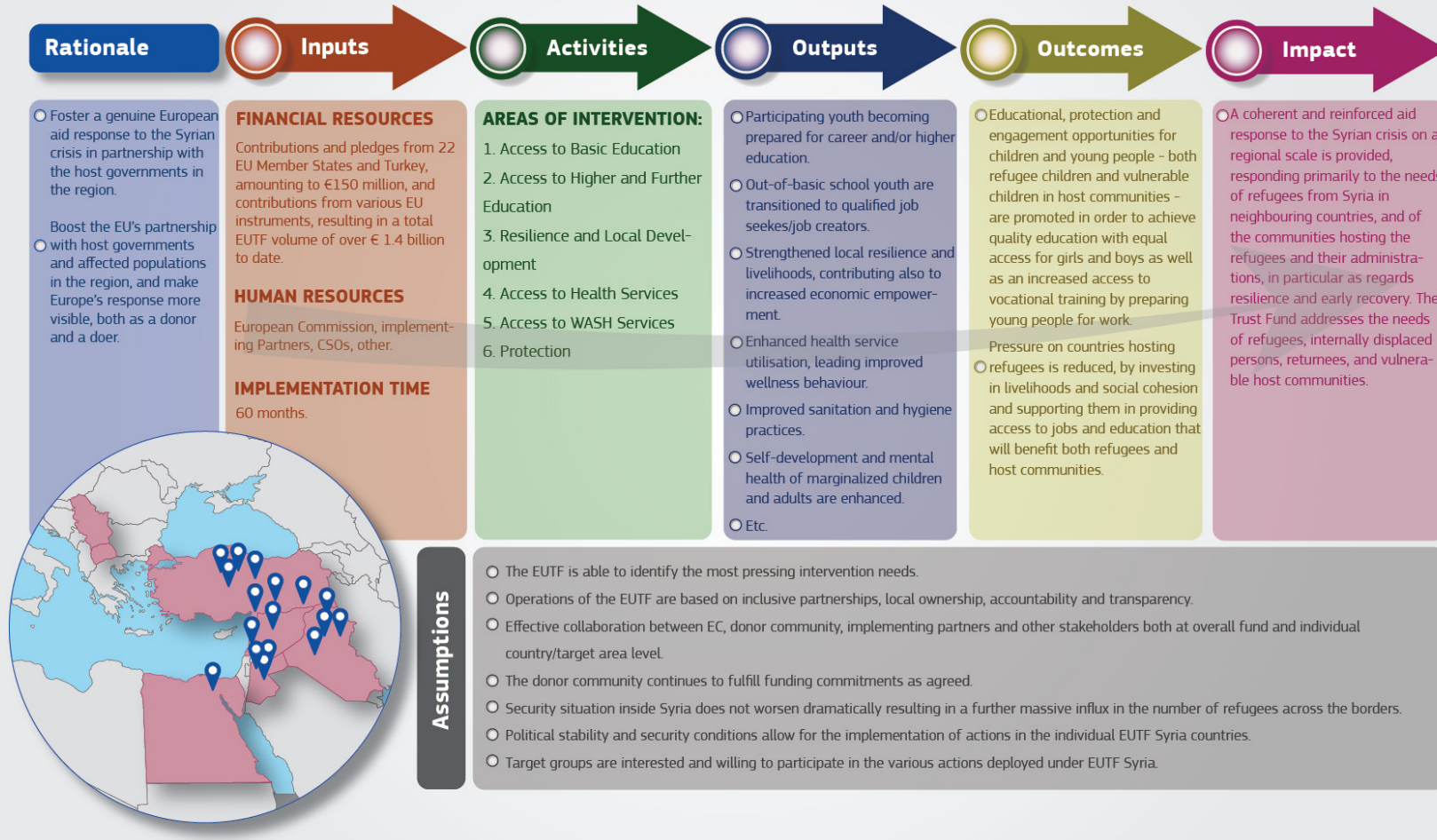


Figure 1: EUTF Syria Overall Intervention Logic

2.2. Results Framework

Within the larger framework to bridge the humanitarian-development nexus with support for refugees and host communities in the region, the response from the EUTF Syria is **intended to support intervention towards strengthening the resilience of vulnerable host communities and Syrians affected by the** crisis and those who have fled to the Region.

In line with the EUTF Syria's Overall Objective, each EUTF Syria Actions contribute to achieve the programmatic priorities of the Fund, which are mirrored by the **EUTF Syria Results Framework**.

Overall, a Results Framework is a core reference document for the results-oriented planning and management of projects and programmes. Combined with indicators, it forms the basis for **Monitoring and Evaluation (M&E)**. A Results Framework demonstrates and visualises the funding logic of a project or programme. It clarifies the relationships between the contributions of the various stakeholders, the activities, the intended short and medium-term results, and the medium and long-term objectives and impacts. Indicators are assigned to the activities, results, and objectives described in the results framework. These indicators allow the implemented activities and the intended results and objectives to be measured.

The EUTF Syria M&E Framework intends to **assess the effective delivery of programmes, contributes to improved project design, and develops a knowledge base of 'what works'** to allow for **continuous improvement of aid delivery**.

Results Frameworks and indicators are the basis for the results-oriented planning and reporting of projects. Thus, they are decisive for a systematic assessment of the extent to which objectives have been implemented and achieved by means of a comparison between target and actual performance. This is the basis for the results-oriented management of a project or programme and its further development in dialogue between the partners involved.

The M&E Framework **underpins a strategic planning process and supports an effective management and monitoring activity system, refining operations** as well as **informing future interventions**. Hence, the M&E Framework **main objectives** are:

- To serve as a living management tool;
- To foster ownership and consensus;
- To guide corrective actions;
- To facilitate the coordination of development efforts;
- To chart the course for achieving a strategic objective; and,
- To serve as key accountability tool for monitoring and evaluation.

More specifically, the purpose of the EUTF Syria Monitoring and Evaluation Framework **is to assess, across various levels, the degree to which the Overall Objective of the EUTF Syria has been achieved**. The framework provides information on aggregated key results achieved with EUTF assistance. The publication of this information increases accountability and transparency and demonstrates to external stakeholders how the EU contributes to development progress in the countries and regions to which it provides development assistance, on the one hand, and it provides relevant information to inform internal management decisions, on the other hand, thus strengthening the framework for ensuring effectiveness of EUTF financed actions.

Above all, and in the spirit of the Agenda for Change, the EUTF Syria M&E Framework aims also **to ensure upward and downward accountability and transparency of EUTF support towards the EUTF Board and end beneficiaries**, respectively.

The EUTF Results Framework (RFw) is reporting on results aggregated from projects and programmes financed under the EUTF Syria. By their nature, corporate level results frameworks are only able to capture results that can be aggregated, and as such make it difficult to reflect qualitative results. With this in mind, and similarly to other donors' results frameworks, the RFw should be understood as **a tool that provides a snapshot of key results at a corporate level, linked to interventions financed by the EUTF**. It does



not replace but is complementary to results reporting at the level of individual project and programmes or to reporting at country level and does not replace these.

3. METHODOLOGY

With an increasing number of contracts signed for the implementation of projects in the EUTF-Syria region, it was deemed necessary the creation of a framework that would enable the measurement of the results achieved by the partners implementing the actions. The **EUTF Syria Results Framework (RFw)** provides a number of **Key Performance Indicators (KPIs)** that allow for a better reporting of the results and provide a better understanding on the level of impact of the EUTF Syria projects and programmes, by focusing on six target sector areas: Basic Education, Higher Education, Resilience and Local Development, Health, WASH, and Protection.

The source of the data to develop these KPIs is the set of **Project Indicators** reported by each of the implementing partners. Therefore, the quality of the RFw statistics is directly related to the reporting of the implementing partners. For that purpose, the EUTF Syria has developed a reporting template which is called **Quarterly Information Notes (QINs)**, for the collection of cumulative data.

According to the Special Conditions for EUTF Syria contracts:

“ 4.2 (4.3) *In accordance with the Article 2.3 (for grant agreements) or Article 3.4 (for the delegation agreement) of Annex II, the Coordinator (for grants)/Organisation (for delegation agreements) will submit quarterly narrative information notes. The information notes will be provided in the format as set in Annex 1b. These notes are for monitoring and information purposes.*

QINs are used to monitor the Key Performance Indicators of the Results

Framework. The Results Framework (RFw) has a total of 81 KPIs under 6 main priority sectors:

1. Access to Basic Education
2. Access to Higher and Further Education
3. Resilience and Local Development
4. Access to Health Services
5. Access to WASH Services
6. Protection

A full list of the Results Framework's KPIs is listed in Annex I. Until 31st March 2018, a total of 29 out of 47 EUTF Syria contractors provided their respective QINs. For this reason, this report includes the results of 29 projects.

All KPIs' information reported is organised and compiled in a database for later analysis. For this purpose, the following items/steps are considered:

- **Key Performance Indicator (KPI):** Output indicators which are directly linked with the EUTF Results Framework (RFw), included as Annex I.
- **Non-Key Performance Indicator (Non-KPI):** Output indicators which are not linked with any of the indicators listed in the RFw are defined as Non-KPI.
- **Progress:** It measures the performance of each indicator against the target value. Progress is calculated by dividing cumulative current value by target value. The monitoring system will produce a traffic light score for each project based on the progress achieved, following the colours indicated below:

- If progress reported for any given KPI is **above 75%** of the target value/amount.
- If progress reported for any given KPI is **between 50% and 75%** of the target value/amount.
- If progress reported for any given KPI is **below 50%** of the target value/amount.

Targets are divided into two categories:

- I) **Individual beneficiaries:** Persons/Households who benefit from EUTF Syria projects.
- II) **Services:** Organizations/Facilities/Institutions who benefit from EUTF Syria projects as well as direct services provided.

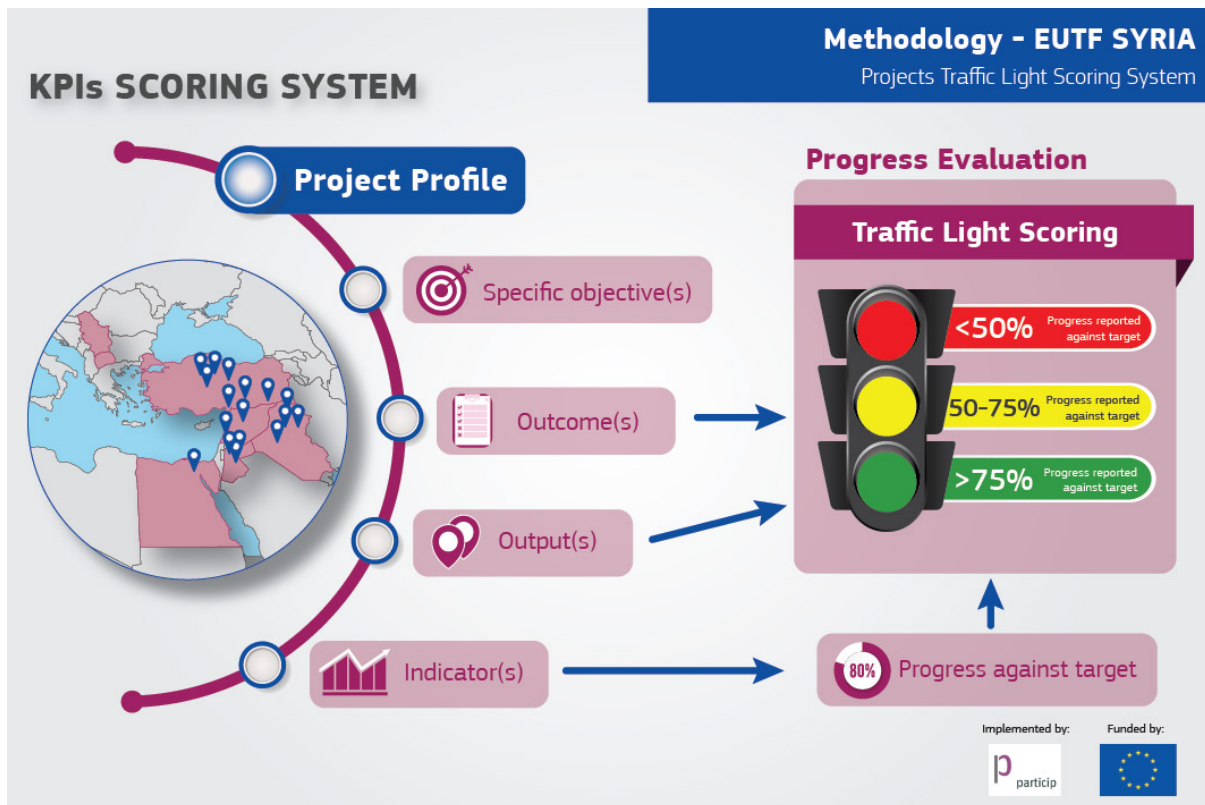


Figure 2: EUTF Syria Projects Traffic Light Scoring System

In order for the implementing partners to be able to update QINs and other project related data, a **web-based monitoring platform** will be set up. The objective of the online monitoring platform is **to track the progress of EUTF Syria operations**. As such, the

online platform will allow the EUTF to monitor the results of the EUTF Syria programmes and projects.

With the information provided by the implementing partners, the online platform will create automatic reports and will allow users to monitor project progress against the defined targets per project/per country/per action. As explained above, the monitoring system will produce traffic light scores for each project based on the progress achieved.

The online platform will incorporate a database including all KPIs reported, which in turn, will include all QIN's data, which will be transferred to the platform's database.

Project implementers will be able to upload project profiles, log frames and QINs through the data entry forms present on the online platform. For that purpose, the implementing partners will register through the online platform, and for each project funded by EUTF Syria, the parameters associated to each project (project name/code, action name/code, contractor office, project sector, project duration, etc.).

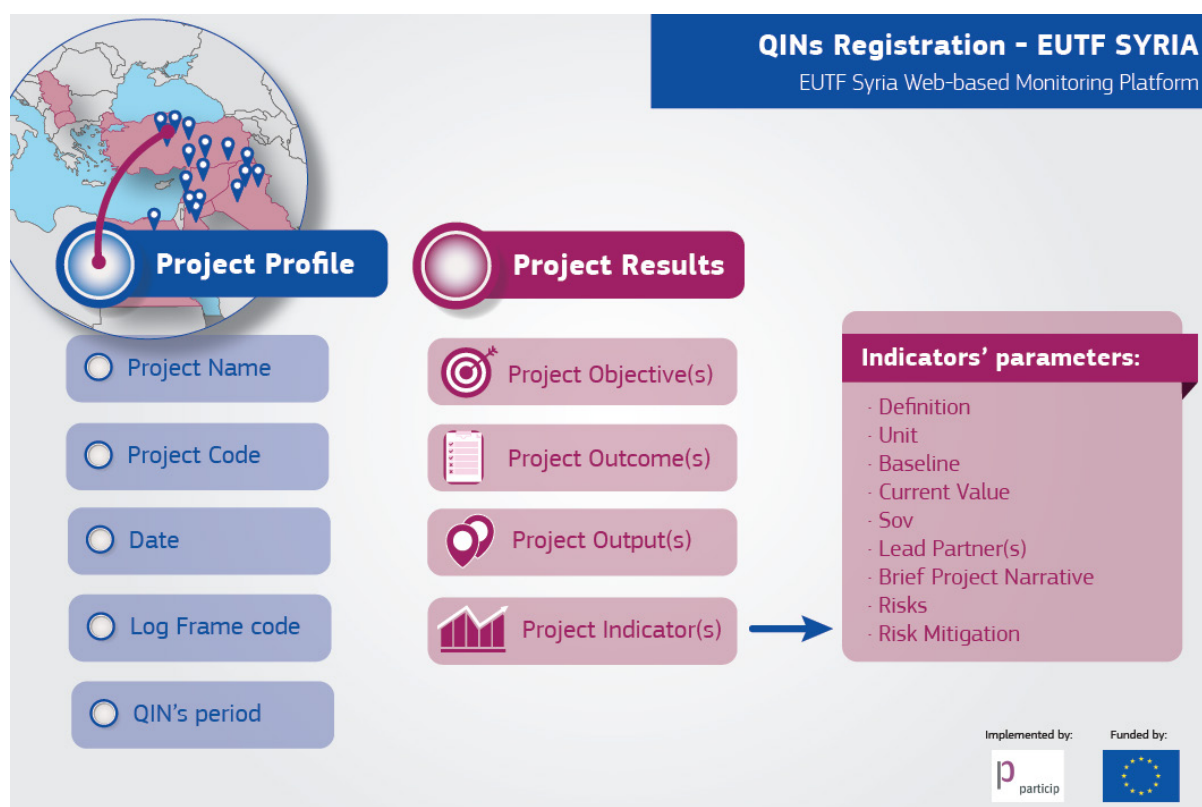


Figure 3: QINs' registration through EUTF's Web-based Monitoring Platform



Each registered parameter will be recorded in the online platform's database (Figure 3). Once the data is registered, the implementing partners will be able to edit the QIN's information entered before submitting it. Users will also be able to export and print the data.

In addition to the report templates produced by the platform, the Project team will provide a **quarterly data analysis of the project monitoring indicators** as a separate report.

4. FINDINGS

4.1. EUTF – Syria Region

By the end of the second periodic sectoral check a total of 29 EUTF Syria projects were active in the EUTF-Syria region. The **target value** of the EUTF Syria was **2,629,969**, broken down in two categories:

- **Individual beneficiaries:** with 2,579,877 individuals/households
- **Services:** with 50,092 organizations/facilities/institutions

The current Summary Report covers the period until 31st March 2018, identified as reporting cut-off dates for QINs submitted by 1st May 2018. Statistics show current achievements in regards to the EUTF Syria Results Framework Output Indicators, KPIs, in all priority areas. It should be noted that data is based on action-level monitoring by implementing partners themselves and it is disaggregated at various levels where possible and appropriate.

Accomplishments related to Non-Key Performance Indicators are also analysed within the Full Report published on the EUTF Syria website.

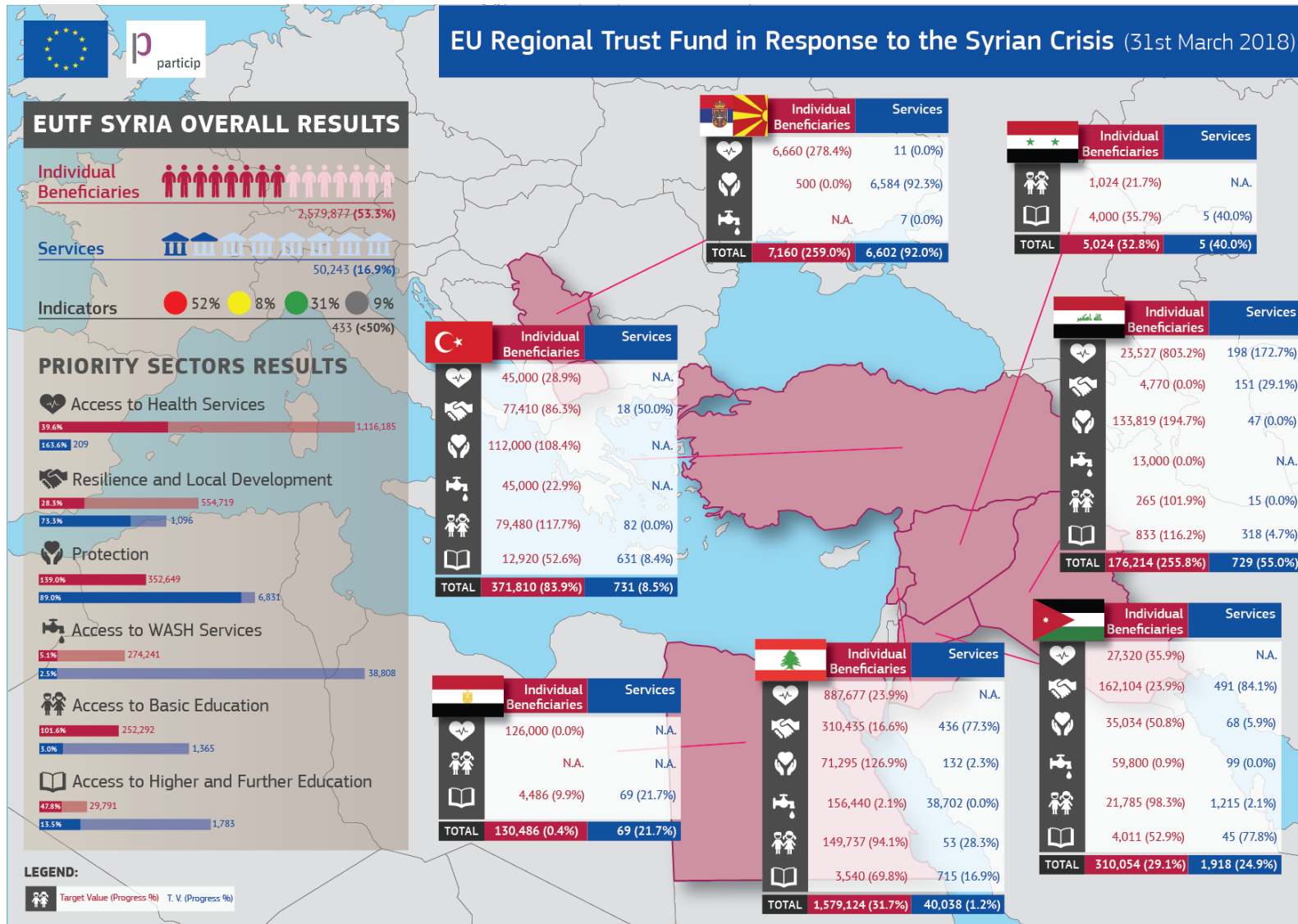


Figure 4: EUTF Syria Overall and Country Results

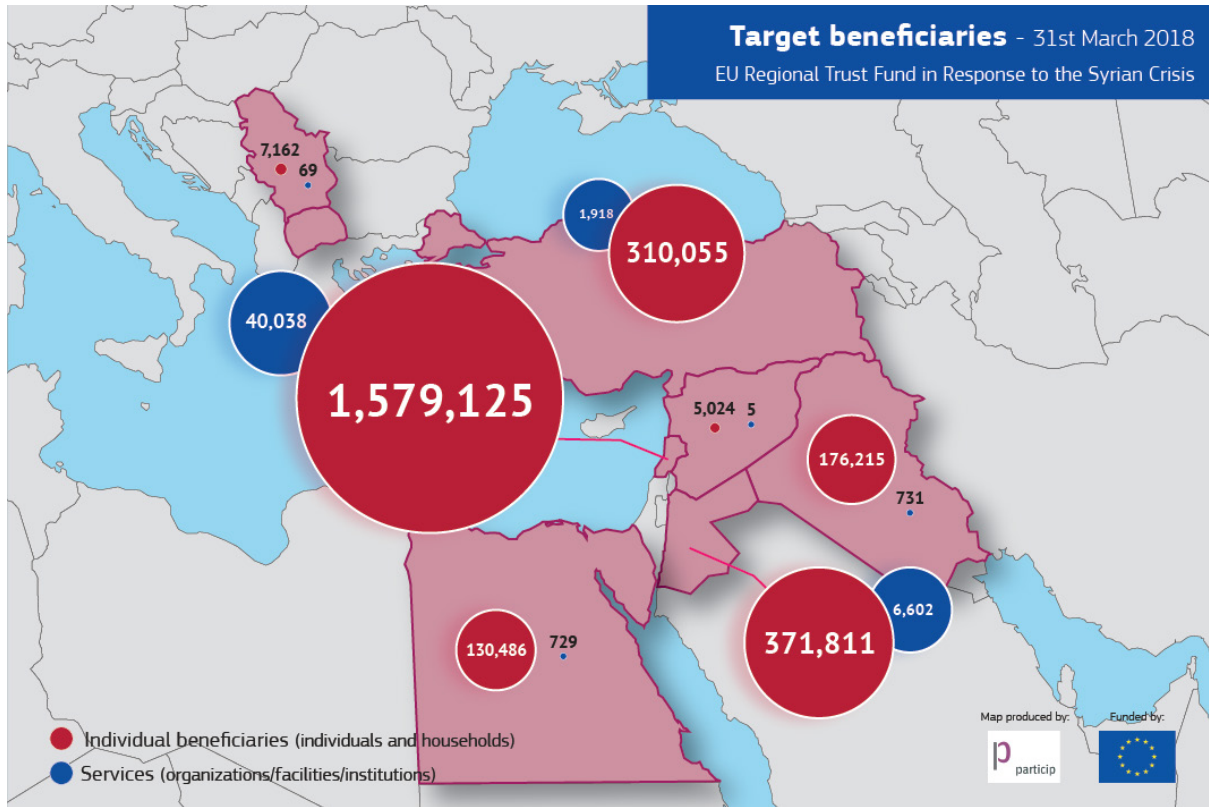


Figure 5: EUTF Syria Geographical Coverage and Targets

For the same cut-off date, 31st March 2018, **current value** is **1,374,390 individuals and households** (individual beneficiaries) and **8,480 organizations/facilities/institutions** (services) benefitted from EUTF Syria project deliverables. This represents an overall progress of **52.6%** (53.3% progress in the category of individuals beneficiaries and 16.9% for services), **an increase of 9.7 points** in relation to the first periodic sectoral check (42.9%, 31 December 2017).

The following table summarises the overall progress of the active EUTF Syria projects in the region.

Target Category	Target Value	Current Value	Progress (%)
Individual beneficiaries	2,579,877	1,374,392	53.3%
Services	50,092	8,480	16.9%
Total	2,629,969	1,382,871	52.6%

Table 1: Overall progress of the EUTF Syria Programme (as of 30/04/2018)

This **Summary Results Report** analyses 29 projects funded by the EUTF Syria in the region, which provided their Quarterly Information Notes (QIN), with data cut-off date on 31st March 2018.

A list of active projects is given in the table below:

No	Project partner	Project Code	Priority Area of Support	Start Date & Duration	EUTF Contribution
1	UNICEF	T04.80	Access to Basic Education and Protection	10.09.2015 24 months	12.500.000 €
2	UNICEF	T04.13	Access to Basic Education and Protection	01.12.2015 28 months	90.000.000 €
3	German Academic Exchange Service (DAAD)	T04.11	Access to Higher and Further Education	27.04.2016 43 months	11.999.879 €
4	Deutsche Gesellschaft für Internationale Zusammenarbeit (GIZ)	T04.15	Resilience and Local Development and Access to Basic Education	15.06.2016 36 months	74.600.000 €
5	Danish Refugee Council	T04.10	Resilience and Local Development	01.06.2016 22 months	7.005.044 €
6	SFCG – Search for Common Ground	T04.12	Resilience and Local Developments	03.07.2016 24 months	4.453.447 €
7	United Nations High Commissioner for Refugees (UNHCR)	T04.43	Access to Higher and Further Education	01.08.2016 36 months	12.352.942 €
8	UNWRA	T04.21	Resilience and Local Development, Access to Basic, Higher and Further Education, Access to Health Services	14.08.2016 26 months	15.000.000 €
9	Stichting SPARK	T04.26	Access to Higher and Further Education	15.08.2016 40 months	18.496.641 €



No	Project partner	Project Code	Priority Area of Support	Start Date & Duration	EUTF Contribution
10	AISPO – Associazione Italiana per la solidarietà i popoli	T04.18	Access to Health Services	17.09.2016 24 months	5.727.304 €
11	German Jordanian University	T04.29	Access to Higher and Further Education	01.10.2016 38 months	11.000.000 €
12	GVC – Gruppo di Volontariato Civile	T04.20	Access to WASH Services	17.11.2016 36 months	12.618.649 €
13	Danish Red Cross	T04.30	Resilience and Local Development, Access to Higher and Further Education, Health, WASH, Protection	15.12.2016 36 months	49.290.000 €
14	International Organization for Migration (IOM)	T04.24	Protection and Access to Health Services	17.12.2016 18 months	8.650.211
15	Agence Française de Développement (AFD)	T04.27	Access to WASH Services	23.12.2016 35 months	21.420.000 €
16	Fondazione AVSI	T04.22	Access to Basic Education	25.12.2016 30 months	12.123.811 €
17	KfW Development Bank	T04.25	Access to Basic Education	30.12.2016 35 months	70.172.476 €
18	Ministry of Labour, Employment, Veteran & Social Affairs	T04.86	Access to Basic Education and Access to Health Services	13.01.2017 12 months	7.299.999 €
19	ACTED	T04.34	Access to WASH Services	11.07.2017 24 months	11.902.039 €
20	Agence Française de Développement (AFD)	T04.50	Protection	25.07.2017 30 months	9.450.000 €
21	UNHCR	T04.47	Access to Health Services	01.08.2017 24 months	15.000.000 €
22	World Vision	T04.17	Local Development and Resilience, Access to Basic Education, Protection, Access to WASH Services	01.09.2017 24 months	12.796.827 €
23	Mine Advisory Group (MAG)	T04.52	Protection	01.10.2017 27 months	10.000.000 €
24	Ministry of Labour, Employment, Veteran and Social Affairs	T04.28	Resilience and Local Development, Access to Basic Education, Access	13.01.2018 15 months	16.000.000 €

No	Project partner	Project Code	Priority Area of Support	Start Date & Duration	EUTF Contribution
			to Health Services and Protection		
25	Government of Jordan		Access to Basic Education	14.12.2017 24 months	20.000.000 €
26	UN WOMEN	T04.72	Resilience and Local Development, Protection	19.12.2017 24 months	12.500.000 €
27	Association for Solidarity with Asylum Seekers and Migrants (ASAM)	T04.70	Resilience and Local Development	06.12.2017 24 months	10.000.000 €
28	Beyond Reform & Development, Utopia and Association Najdeh	T04.23	Protection	01.12.2017 27months	3.224.458 €
29	Tearfund UK, Arab Centre for Consulting and Training Services / Arab Women Today (ACCTS/AWT)	T04.31	Access to Health Services, Access to WASH Services	01.01.2018	3.456.053 €

Table 2: Projects that submitted their QIN (as of May 1st 2018)

Statistical progress for all KPIs is presented in **Annex II**.

4.2. All Sectors Overview

4.2.1. Individual beneficiaries

Latest data available from the second periodic sectoral check shows that a total of **2,579,877 individuals/households are currently being targeted** by the EUTF Syria projects in the region, with Lebanon, Jordan and Turkey accumulating the majority of the target beneficiaries (87.6%).

Current values show that overall achievement progress of this category is situated at **53.3%, representing 10 points increase in relation to the previous report (43%)**.

However, this value differs notably among countries, with Iraq/KGR and Western Balkans greatly surpassing their current assigned targets (over 250%), Jordan showing good progress (83.9%) and Egypt representing the country with the lowest advancement. Other countries like Lebanon, Turkey and Syria present similar progress (around 30%).

The following table provides a full breakdown of beneficiaries by country, including target values and achievement progress:

Country	Target Value	Current Value	Progress (%)
Lebanon	1,579,125	500,844	31.7%
Jordan	310,055	90,356	83.9%
Turkey	371,811	311,827	29.1%
Iraq/KGR	176,215	450,702	255.8%
Egypt	130,486	469	0.4%
Western Balkans	7,162	18,544	258.9%
Syria	5,024	1,650	32.8%
Total	2,579,877	1,374,392	53.3%

Table 3: Targets for All sectors (Individual beneficiaries by country)

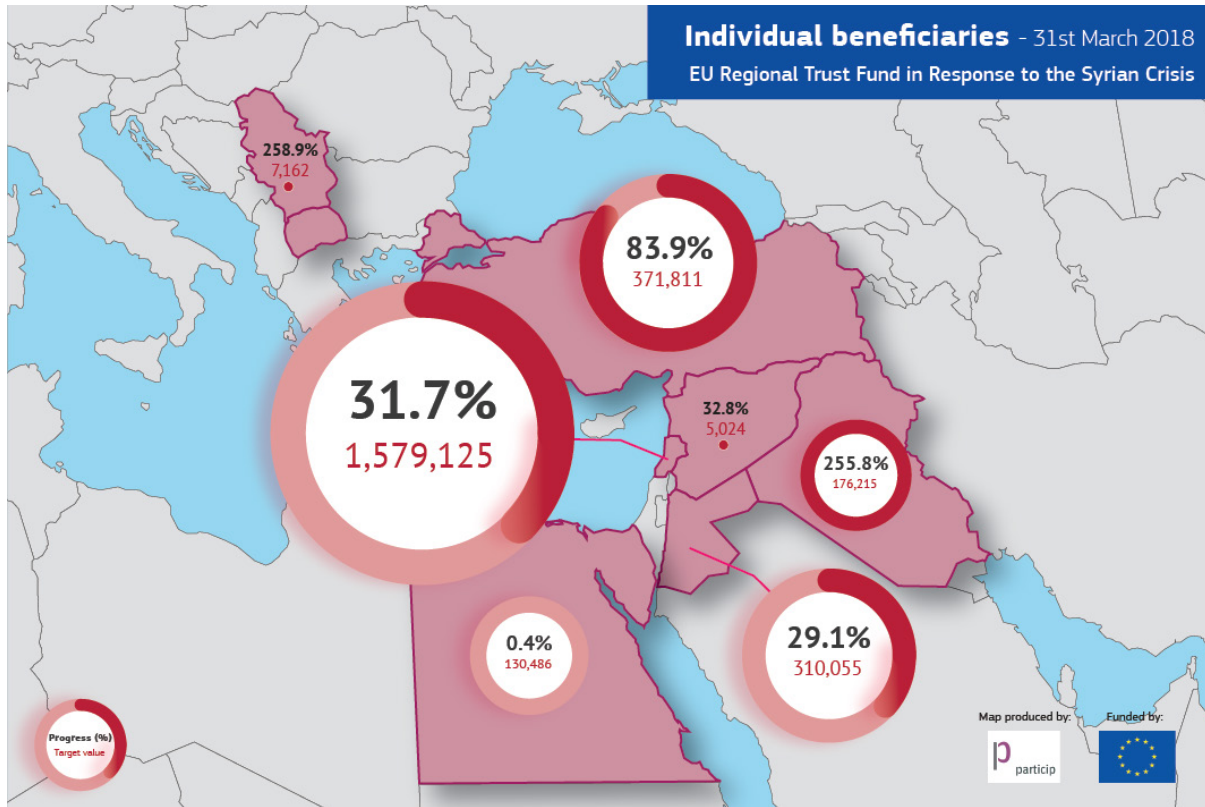


Figure 6: Geographic distribution of Individual beneficiaries targeted by the EUTF Syria

Out of the **2,579,877 individuals/households** targeted by the EUTF Syria projects, the largest portion corresponds to the Health sector (43.3%), followed by Local Development (21.5%), Protection (13.7%) and WASH (10.6%). Protection and Access to Basic Education are the sectors with the highest level of progress (139% and 101.6% respectively), surpassing the targets set. WASH is the sector with the longest way to go to meet its target value (with 5.1% level of advancement).

A full breakdown of Individual beneficiaries by sector, including target values and achievement progress, is provided in the table below:

Sector	Target Value	Current Value	Progress (%)
Access to WASH Services	274,241	14,058	5.1%
Protection	352,649	490,176	139.0%
Access to Higher & Further Education	29,791	14,232	47.8%
Access to Basic Education	252,292	256,350	101.6%
Resilience and Local Development	554,719	157,013	28.3%
Access to Health Services	1,116,185	442,564	39.6%
Total	2,579,877	1,374,392	53.3%

Table 4: Targets for All sectors (Individual beneficiaries by sector)

Figure 7 presents the Key Performance Indicators' (KPIs) achievement progress by displaying target values against current values for Individual beneficiaries (individuals and households) and sector. Overall, all projects are currently active and being implemented. In terms of progress, it is worth noting how **Protection and Access to Basic Education are the leading sectors**, in terms of progress achieved, even exceeding the target values set (139% and 102% respectively). On the other side, **WASH, with 5%, is the sector with the lowest progress** ratio when it comes to Individual beneficiaries reached.

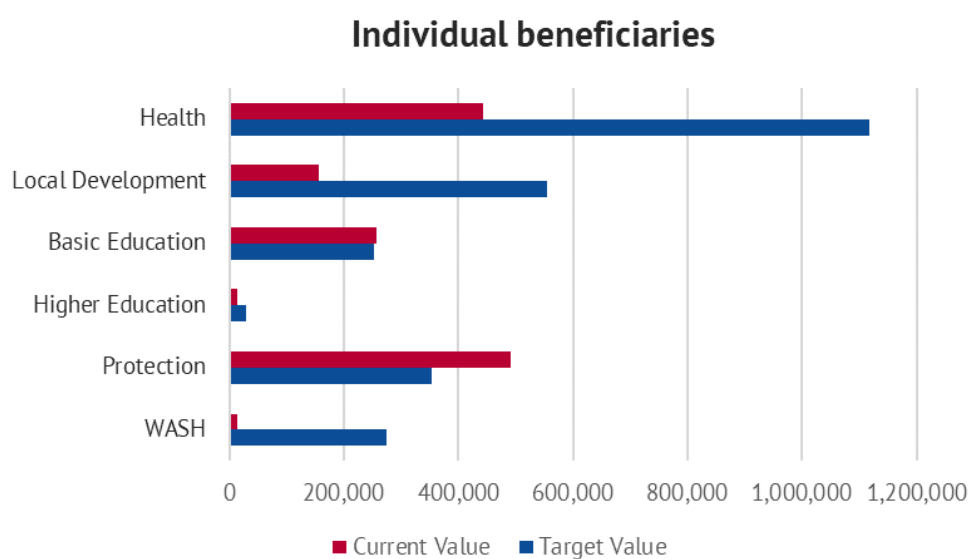


Figure 7: KPIs' achievement progress for All Sectors (Individual beneficiaries)

4.2.2. Services

Latest data available from the second periodic sectoral check (31st March 2018) shows that a total of **50,092 organizations/facilities/institutions are being targeted** by the EUTF Syria projects in the region (a 332.5% increase in relation to the first periodic sectoral check, 31 December 2017), with Lebanon having by far the largest portion of beneficiaries targeted under this category (79.9%), followed by Western Balkans (13.2%) and Turkey (3.8%).

Country	Target Value	Current Value	Progress (%)
Lebanon	40,038	478	1.2%
Jordan	1,918	478	24.9%
Turkey	731	62	8.5%
Iraq/KGR	729	401	55.0%
Egypt	69	15	21.7%
Western Balkans	6,602	7,044	106.7%
Syria	5	2	40.0%
Total	50,092	8,480	16.9%

Table 5: Targets for All sectors (Services by country)

Current figures indicate an overall achievement progress of **16.9%**. Lebanon, the country with the highest target value, presents the lowest achievement rate (1.2%), whereas Jordan, the region with the second highest target value, is the one with the largest success rate, overachieving its target goal (106.7%).

Out of the **50,092 services** to be provided in the EUTF-Syria region by the EUTF Syria projects, the vast majority corresponds to the areas of WASH (77.5%) and Protection (13.6%), followed by Education (Basic and Higher, 6,3%), Resilience and Local Development (2.2%) and Health (0.4%).

A full breakdown of services by sector, including target values and achievement progress is provided in the table below:

Sector	Target Value	Current Value	Progress (%)
Access to WASH Services	38,808	971	2.5%
Protection	6,831	6,081	89.0%
Access to Higher & Further Education	1,783	241	13.5%
Access to Basic Education	1,365	41	3.0%
Resilience and Local Development	1,096	804	73.3%
Access to Health Services	209	342	163.6%
Total	50,092	8,480	16.9%

Table 6: Targets for All sectors (Services by sector)

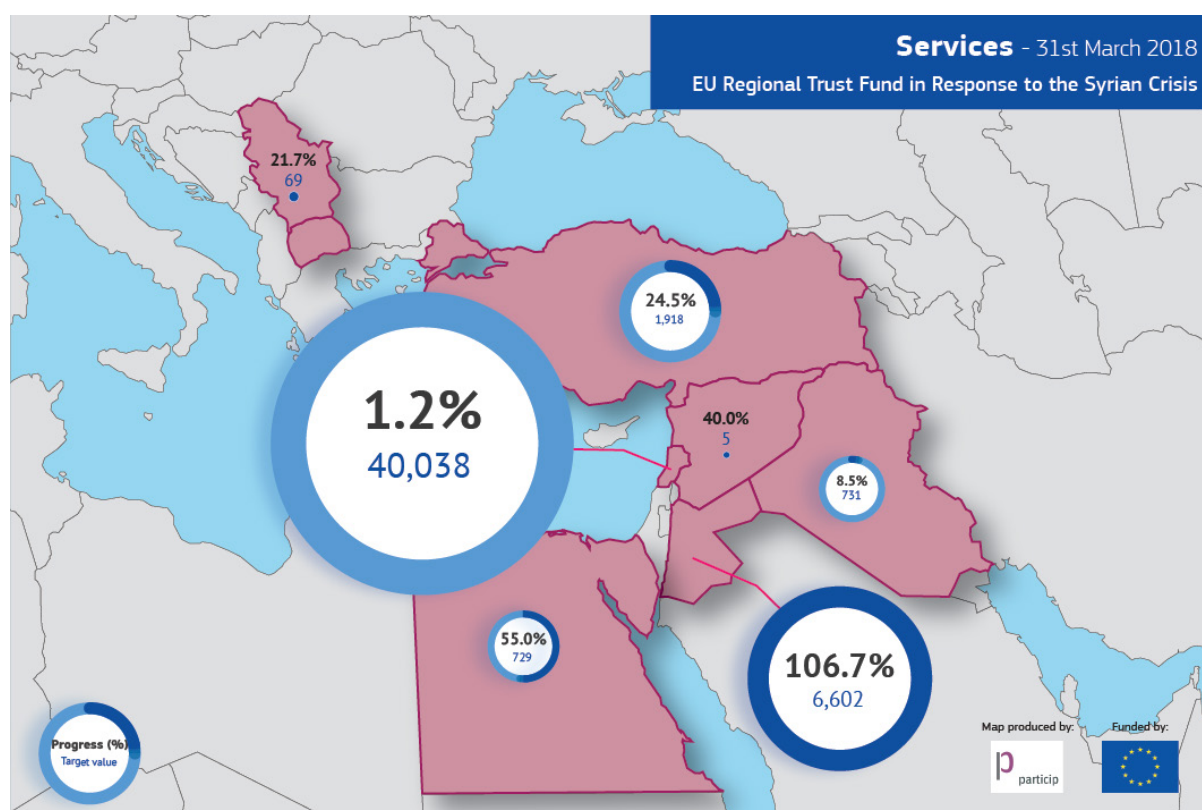


Figure 8: Geographic distribution of the Services targeted by the EUTF Syria

Figure 9 displays the Key Performance Indicators' (KPIs) achievement progress for Services category and sector. Overall, despite all projects currently being implemented, there are important variations in relation to their level of implementation. Health (163.6%), Protection

(87.1%) and Local Development (73.3%) are the sectors with the highest level of execution. On the contrary, WASH, despite being the second sector in terms of number of beneficiaries to be reached by EUTF Syria projects (971), is the sector with the lowest progress reported (2.5%), mainly due to the high target set. Access to Basic Education (3%) is the second sector with the lowest level of advancement.

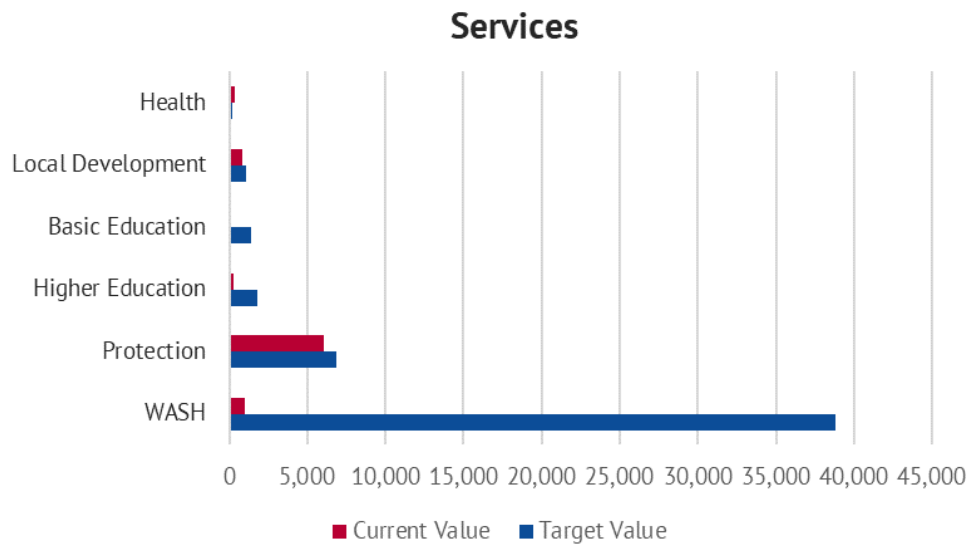
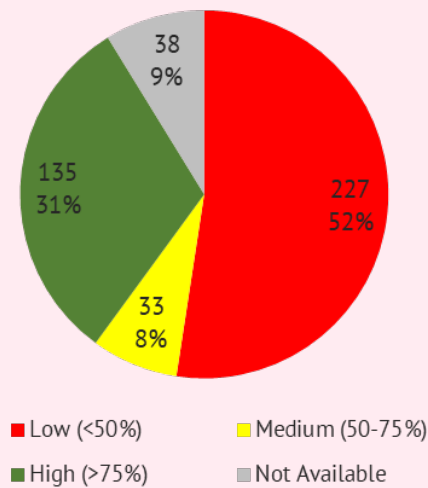


Figure 9: KPIs achievement progress for All Sectors (Services)

OVERALL TRAFFIC LIGHT SCORE – ALL KPIs

TL Score (progress level)



To date, the **overall progress level is below 50%**.

- **227 indicators** report a level of progress below 50% of the target value.
- **33 indicators** report a level of progress between 50%-75% of the target value.
- **135 indicators** report a level of progress above 75% of the target value.
- **38 indicators** haven't reported a specific progress level or information is not available.

Figure 10: Level of progress of all KPIs

4.3. Priority sectors overview²



4.3.1. Access to Basic Education

“

Playing and learning together decreases the tensions that sometimes arise between Syrian refugee children and Lebanese children

Lucia Castelli, Avsi, Lebanon



With the right support, Lebanon offers a great opportunity to welcome Syrian children in their formal education system.

The Back to the Future project brings Lebanese and Syrian refugees aged 3 to 14 back to school following an interruption in their education. Thanks to tailor-made literacy and numeracy courses, they stand a better chance of succeeding in Lebanese schools.

The project, financed by the EUTF Syria and implemented by War Child Holland, AVSI and Terres des Hommes in Lebanon, supports child refugees from both Lebanon and Syria and increases their future chances and opportunities.

Among the six priority sectors of intervention of the EUTF Syria, Access to Basic Education **ranks 5th** in total number of recipients targeted. The total number of target beneficiaries (target value) of this priority sector is **253,656**, (equivalent to 9.6% of the total), which breaks down as follows:

- **Individual beneficiaries:** 252,291 individuals/households
- **Services:** 1,365 organizations/facilities/institutions

² Only for KPIs

The following table shows the target set for each KPI related to the Individual beneficiaries' category under the Access to Basic Education sector.

Key Performance Indicator (KPI)	Target Value	Weight (%)
Number of refugee and host community children attending early childhood education	N/A	N/A
Number of boys and girls whose registration fees for public formal education are subsidized, school year 2016/2017	89,351	35.4%
Number of children receiving school supplied	64,500	25.6%
Number of persons attending NFE as well as back-up classes and catch-up classes	27,099	10.7%
Number of children benefitting from learning support program, including remedial and homework support	25,475	10.1%
Number of Syrian refugee students receiving transportation services	14,150	5.6%
Number of educational personnel, including teachers, volunteers and administrative staff trained	9,640	3.8%
Number of children and adolescents referred to formal education including through the back to school campaign	9,160	3.6%
Number of children attending foreign language courses	5,416	2.1%
Number of girls and boys out of school provided with unconditional cash assistance as incentive for attendance in education services	4,500	1.8%
Number of Turkish and Syrian young children attending early childhood education (ECE) programmes	3,000	1.2%
Total	252,291	100.0%

Table 7: KPI's target value - Individual beneficiaries (Access to Basic Education sector)

As **Table 7** reveals, access to formal education and schooling (61.0%); followed by access to non-formal education schemes, including back-up and catch-up classes (10.7%); and learning support program and remedial and homework support activities (10.1%), are the main priorities of the Basic Education sector when considering the number of individuals & households targeted.



In terms of geographic distribution of the recipients to be benefitted by the EUTF Syria projects under the Basic Education sector, Lebanon clearly stands out in the EUTF-Syria region. With **59.4% of the target beneficiaries**, Lebanon gathers more than half of the total expected beneficiaries, followed by Turkey (31.5%) and Jordan (8.6%). To date, no beneficiaries are foreseen in either Egypt or Western Balkans.

Country	Target Value	Weight (%)
Lebanon	149,737	59.4%
Jordan	21,785	8.6%
Turkey	79,480	31.5%
Iraq/KGR	265	0.1%
Egypt	N/A	0.0%
Western Balkans	N/A	0.0%
Syria	1,024	0.4%
Total	252,291	100.0%

Table 8: Target value by country - Individual beneficiaries (Access to Basic Education sector)

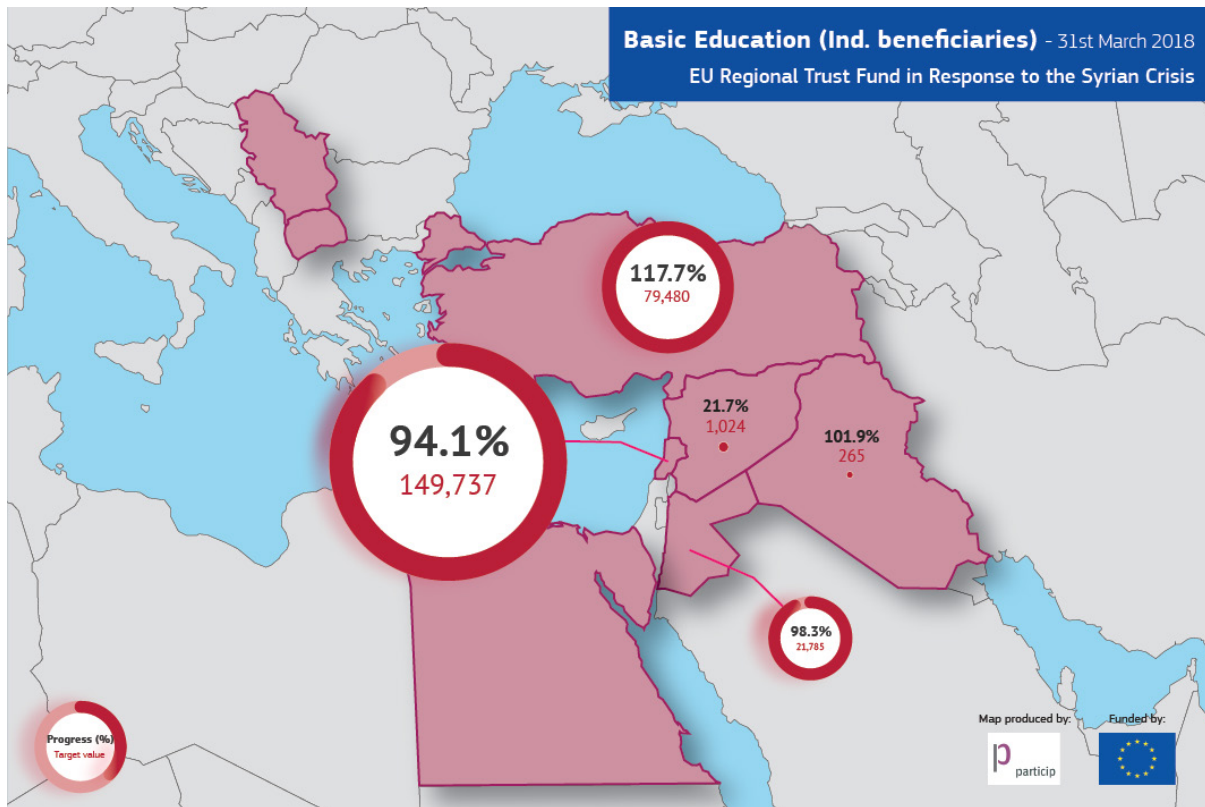


Figure 11: Geographic distribution of Individual beneficiaries targeted (Basic Education sector)

Figure 12 presents the level of progress of the Key Performance Indicators associated to Individual beneficiaries under the Access to Basic Education sector versus their corresponding target. The graph clearly indicates good progress in the majority of the KPIs presented, with **6 out of the 11 KPIs associated to this priority sector exceeding the target set.**

Overall, the progress achieved under this target category and sector is **101.6%**. Indicators like ‘Number of girls and boys out of school provided with unconditional cash assistance as incentive for attendance in education services’ (236.0%), ‘Number of children receiving school supplies’ (117.8%), ‘Number of persons attending NFE as well as back-up classes and catch-up classes’ (111.4%) are the top performing indicators. The worst performing indicator is ‘Number of children and adolescents referred to formal education including through the back to school campaign’, with 13.2% of progress reported to date.

KPIs - Individual Beneficiaries (Basic Education)

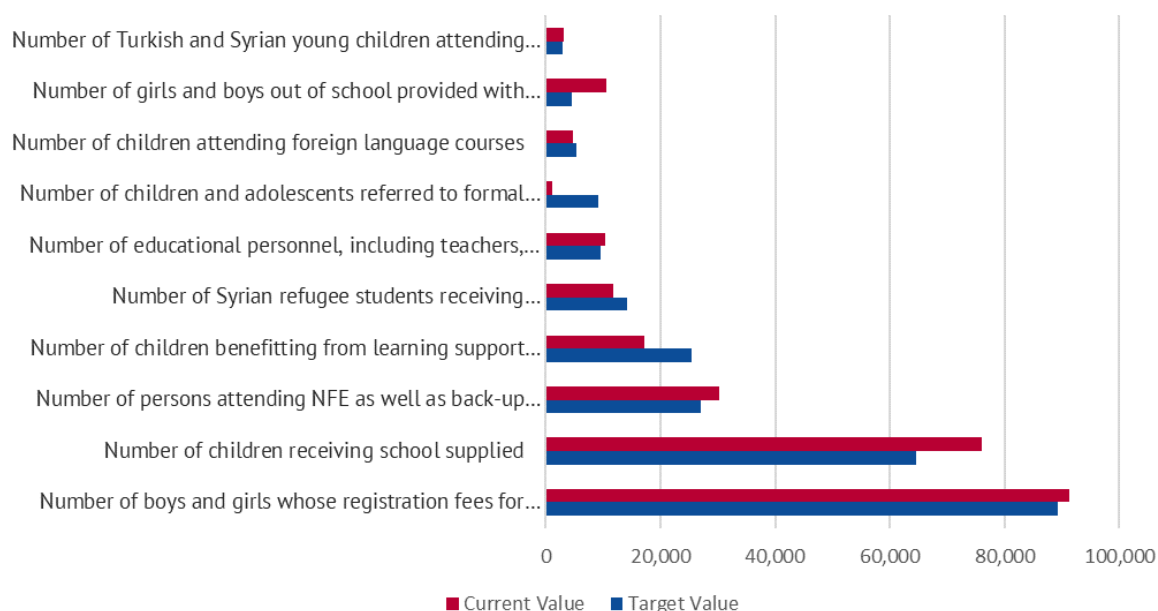


Figure 12: KPIs achievement progress – Individual beneficiaries (Access to Basic Education)

Altogether **1,365** organizations/institutions/facilities will benefit from the project outcomes reached under the Access to Basic Education Sector. Following, [Table 9](#) presents the targets set for each KPI related to the Services’ category under the Basic Education sector.

Key Performance Indicator (KPI)	Target Value	Weight (%)
Number of existing schools upgraded in standards and equipped	1,210	88.6%
Number of new educational facilities constructed or rehabilitated	60	4.4%
Number of educational infrastructure accessible to refugee students and host communities with disabilities funded	55	4.0%
Percentage of key-implementation steps related to construction works completed	25	1.8%
Number of Educational facilities constructed, renovated or rehabilitated	15	1.1%
Total	1,365	100.0%

Table 9: KPI’s target value - Services (Access to Basic Education sector)

As can be seen in **Table 10**, 98.9% of the recipients targeted within the Services category under Access to Basic Education are, as in the case for Individual beneficiaries, located in three countries: Jordan, Turkey and Lebanon.

Country	Target Value	Weight (%)
Lebanon	53	3.9%
Jordan	1,215	89.0%
Turkey	82	6.0%
Iraq/KGR	15	1.1%
Egypt	N/A	0.0%
Western Balkans	N/A	0.0%
Syria	N/A	0.0%
Total	1,365	100.0%

Table 10: Target value by country - Services (Access to Basic Education sector)

Figure 13 presents the level of progress of the Key Performance Indicators associated to Services under the Access to Basic Education sector versus their corresponding target. In this target, the graph shows a very discrete level of progress, with only one KPI ('Percentage of key-implementation steps related to construction works completed', with 104.0% improvement ratio) exceeding its defined target, and the remaining ones clearly staying behind their corresponding goals.

The overall progress achieved under this target category and sector is 3.0%. Two indicators are currently having no recipients reached ('Number of existing schools upgraded in standards and equipped' and 'Number of educational infrastructure accessible to refugee students and host communities with disabilities funded').

KPIs - Services (Basic Education)

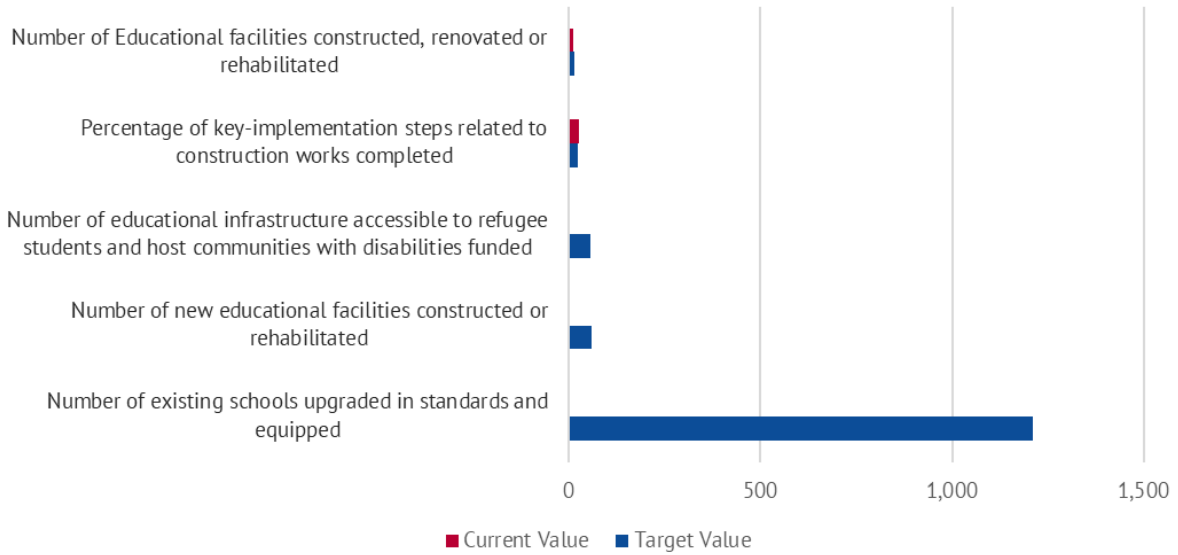
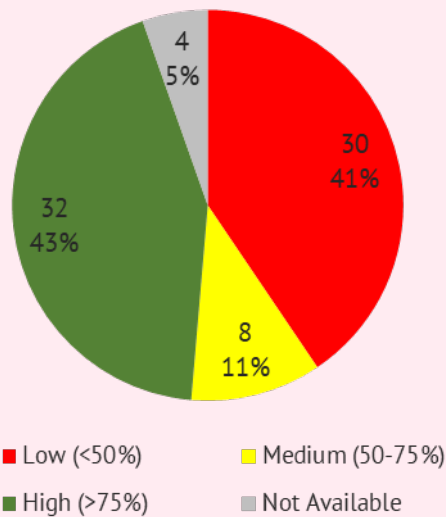


Figure 13: KPIs achievement progress – Services (Access to Basic Education)

OVERALL TRAFFIC LIGHT SCORE – ACCESS TO BASIC EDUCATION

TL Score (progress level)



To date, the **overall progress level is above 60%.**

- **30 indicators** report a level of progress below 50% of the target value.
- **8 indicators** report a level of progress between 50%-75% of the target value.
- **32 indicators** report a level of progress above 75% of the target value.
- **4 indicators** haven't reported a specific progress level or information is not available.

Figure 14: Level of progress of Access to Basic Education-related KPIs

4.3.2. Access to Higher and Further Education



“

Today, students realize that education is the only weapon a person should use to take control and many of them are continuing their education. I consider this as an achievement for myself during my life here as a refugee.

**Mohamed Khalid Al Deiri,
Zaatari camp, Jordan**



Mohamed started volunteering via the Syrian Youth Committee. With his help, they built the first public library at the camp.

"[After building the first public library at the camp] my ambitions and ideas were revived. I started thinking of resuming my studies. First, I received a DAFI scholarship and finished my bachelor at Al-Beit University. I was the first Syrian living in Zaatari to graduate from a Jordanian university. I became a role model to the young people in the camp and outside.

Now I am studying for a master's degree via HOPES; specializing in public curriculums at the College of Education. My father passed away in 2014. His will before he died was: "continue your education". This was his message to me. I don't want to stop at the master's degree. God willing, I will continue for a PhD and to become a professor."

The HOPES project provides students from Syria and host communities with access to further and higher education in neighbouring countries. It is funded by the EUTF Syria and implemented by DAAD, Campus France, Nuffic and the British Council.

Among the six priority intervention sectors of the EUTF Syria, Access to Higher and Further Education **ranks 6th** in total number of recipients targeted. The total number of target beneficiaries (target value) of this priority sector is **31,573** (equivalent to 1.2% of the total), which breaks down as follows:

- **Individual beneficiaries:** 29,790 individuals/households
- **Services:** 1,783 organizations/facilities/institutions

The following table shows the targets set for each KPI related to the Individual beneficiaries' category under the Access to Higher and Further Education sector.

Key Performance Indicator (KPI)	Target Value	Weight (%)
Number of Higher Education certificates awarded	1,000	3.4%
Number of Syrian refugee students receiving higher education scholarship	3,072	10.3%
Number of Syrian refugees and host communities participating in employability, vocational and entrepreneurial skills training programme	3,565	12.0%
Number of youth and adolescents accessing vocational training	9,977	33.5%
Number of youth, adolescents and adults accessing higher education	12,176	40.9%
Total	29,790	100.0%

Table 11: KPI's target value - Individual beneficiaries (Access to Higher and Further Education sector)

As [Table 11](#) reveals that access to formal higher education schooling (40.9%) and access to vocational training (33.5%) are the main priorities of the Higher Education sector, when considering the number of individuals & households targeted.

In terms of beneficiaries' geographic distribution, over 40% of the recipients are located in Turkey (43.4%), while slightly more than half of the expected beneficiaries is fairly evenly allocated among Egypt, Jordan, Syria and Lebanon. The Western Balkans show no expected individual beneficiaries under this target category and sector.



Country	Target Value	Weight (%)
Lebanon	3,540	11.9%
Jordan	4,011	13.5%
Turkey	12,920	43.4%
Iraq/KGR	833	2.8%
Egypt	4,486	15.1%
Western Balkans	N/A	0.0%
Syria	4,000	13.4%
Total	29,790	100.0%

Table 12: Target value by country - Individual beneficiaries (Access to Higher and Further Education sector)

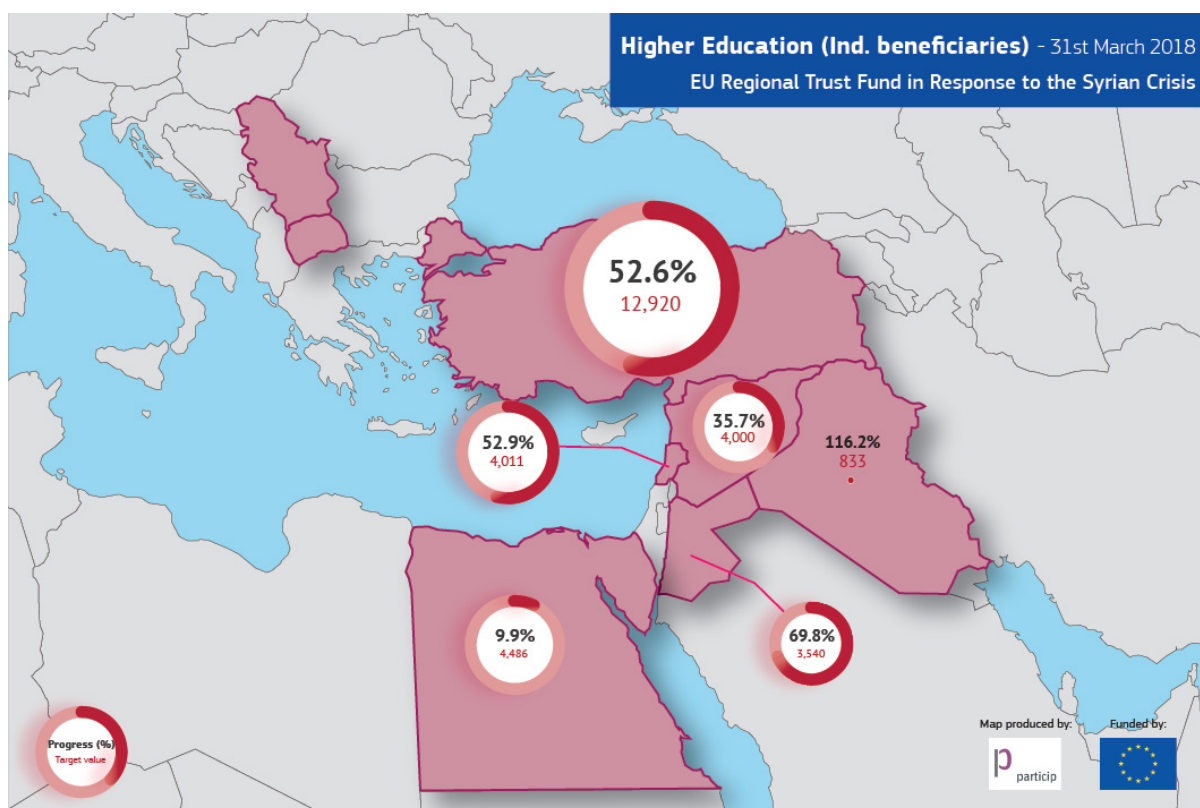


Figure 15: Geographic distribution of Individual beneficiaries targeted (Access to H. and F. Education sector)

Figure 16 displays how all KPIs falling under the Higher Education sector and targeting individuals & households are currently on progress, **with an overall level of advancement of 47.8%**. The ‘Number of Syrian refugee students receiving higher education scholarship’

is the indicator presenting the highest progress, currently close to reaching its target (90.4%). The indicators related to vocational training and access to Higher Education present a similar level of evolution, half-way through to meeting their targets (51.8% and 49.4% respectively). The ‘Number of Syrian refugees and host communities participating in employability, vocational and entrepreneurial skills training programme’ is the indicator that needs to receive most attention, with only 3.8% of advancement reached to date.

KPIs - Individual Beneficiaries (Higher Education)

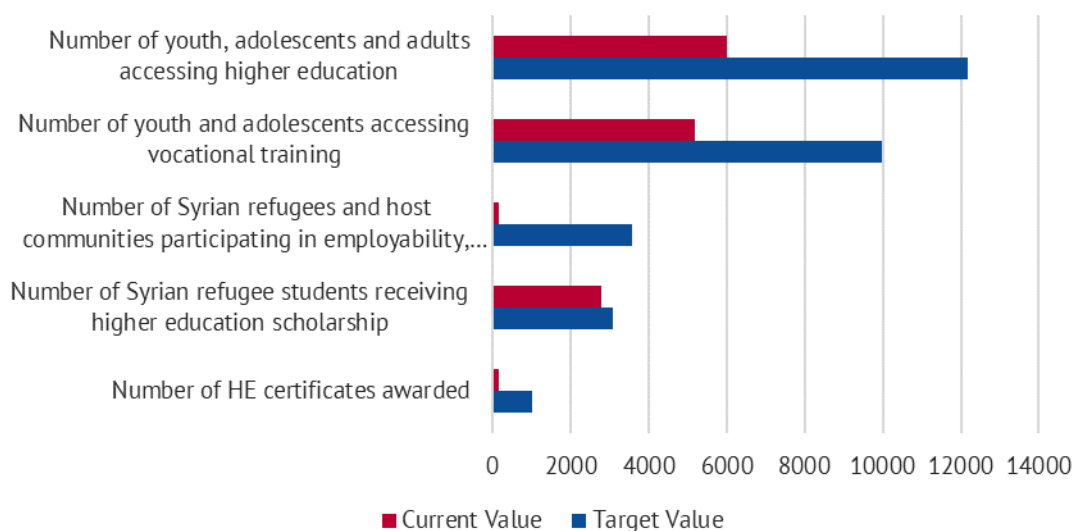


Figure 16: KPIs achievement progress – Individual beneficiaries (Access to Higher and F. Education sector)

Under the Higher Education priority sector, a total of **1,783** organizations, institutions and facilities are expected to be benefitted by EUTF Syria projects in the EUTF-Syria region. [Table 13](#) presents a breakdown of the targets set for each KPI related to this target category and sector.

Key Performance Indicator (KPI)	Target Value	Weight (%)
Number of Higher Education certificates awarded	1,648	92.4%
Number of Higher Education projects financed through CfP	72	4.0%
Number of communication tools, including dissemination plan and promotional campaigns implemented	30	1.7%
Number of national stakeholder dialogues on Higher Education having taken place	20	1.1%
Number of partner institutions (universities / language centers) committed to the Higher Education programme for refugees	13	0.7%
Number of eligible Higher Education programmes identified	N/A	0.0%
Total	1,783	100.0%

Table 13: KPI's target value - Services (Access to Higher and Further Education sector)

'Number of Higher Education certificates awarded' proves to be the single top priority among all KPIs falling under the Services category. This KPI alone **represents over 92% of the beneficiaries** to be addressed under the Services category.

Geographically speaking, Lebanon and Turkey are taking up over 75% of the services to be provided under Higher Education sector, followed by Iraq (17.8%). Comparatively, Jordan, Egypt and Syria receive lower target values, altogether representing 6.7% of the remaining expected beneficiaries to be addressed.



Country	Target Value	Weight (%)
Lebanon	715	40.1%
Jordan	45	2.5%
Turkey	631	35.4%
Iraq/KGR	318	17.8%
Egypt	69	3.9%
Western Balkans	N/A	0.0%
Syria	5	0.3%
Total	1,783	100.0%

Table 14: Target value by country - Services (Access to Higher and Further Education sector)

In terms of progress achieved by each of the KPIs associated to Services, **Figure 17** showcases timid overall progress, **with 13.5% of the planned advancement reached**. This is explained due to low progress in ‘Number of HE certificates awarded’, which is the KPI that receives the largest stake of beneficiaries in this category and shows the least progress (3.6%). In contrast, the average level of advancement reported by the remaining KPIs is 47.3%. ‘Number of eligible Higher Education programmes identified’, a KPI with no initial target value set represents the single largest absolute value in the category and sector (117 services received).

KPIs - Services (Higher Education)

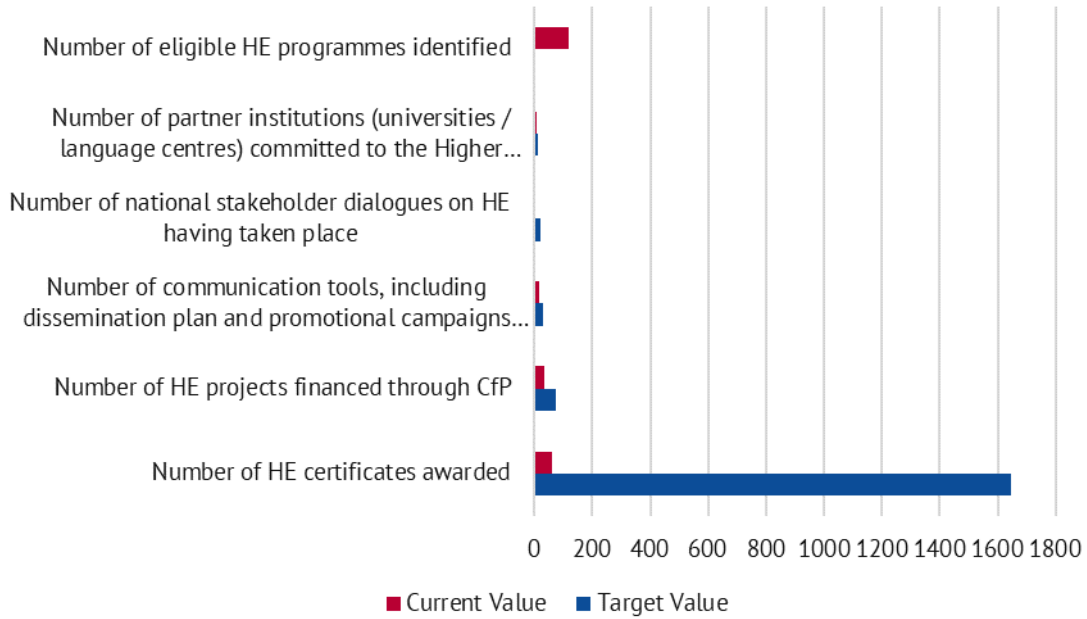
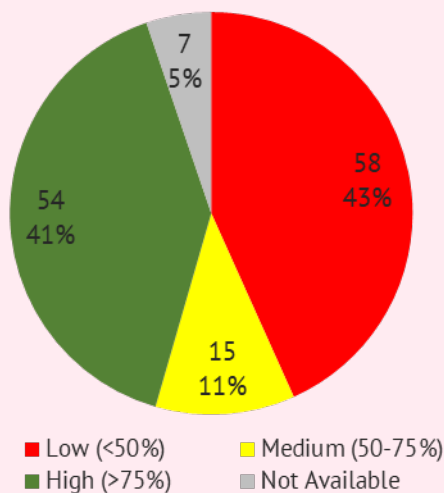


Figure 17: KPIs achievement progress – Services (Access to Higher and Further Education sector)

OVERALL TRAFFIC LIGHT SCORE – ACCESS TO H. & F. EDUCATION

TL Score (progress level)

To date, the **overall progress level is above 60%**.



- **58 indicators** report a level of progress below 50% of the target value.
- **15 indicators** report a level of progress between 50%-75% of the target value.
- **54 indicators** report a level of progress above 75% of the target value.
- **7 indicators** haven't reported a specific progress level or information is not available.

Figure 18: Level of progress of Access to Higher and Further Education-related KPIs

4.3.3. Access to Health Services



“

I became very happy and I want to thank those who established this unit. This unit is specialized for babies like mine, thank you very much.

Shereen Ali, Dahuk, Iraqi Kurdistan region



Shereen holds her daughter in her arms for the first time in the emergency neonatal care unit at the Dohuk Hospital

Shereen Ali, from Simele, lives in an IDP camp. Six months into her pregnancy she suffered complications and had to undergo emergency surgery. Her baby girl was only weighing 500 grams at birth with little chances of survival. The child was admitted to the emergency neonatal care unit at the Dohuk Hospital. Now, two months later, the little girl weighs over two kilos and is on her way to recovery.

This project, run by AISPO and supported by the EUTF Syria, improves access to emergency healthcare services, maternal and child healthcare for Syrian refugees, internally displaced persons and the local population. This project also brought new technologies and new standard operation procedures to these hospitals. Training Iraqi Kurdistan doctors and nurses has changed the lives of both patients and medical staff.

Among the six priority sectors of intervention of the EUTF Syria, Access to Health Services **ranks 1st** in total number of recipients targeted. The total number of target beneficiaries (target value) of this priority sector is **1,116,394** (equivalent to 42.4% of the total), which breaks down as follows:

- **Individual beneficiaries:** 1,116,185 individuals/households
- **Services:** 209 organizations/facilities/institutions

The following table shows the targets set for each KPI related to the Individual beneficiaries' category under the Access to Health Services sector.

Key Performance Indicator (KPI)	Target Value	Weight (%)
Number of primary health care consultations conducted with refugees and host communities	425,326	38.1%
Number of vulnerable beneficiaries provided with medical examinations and essential medicines	348,134	31.2%
Number of people reached through health education activities	217,561	19.5%
Number of professional staff trained in primary, secondary and tertiary health care services	71,385	6.4%
Number of vaccination visits for children under 5 years	30,447	2.7%
Number of pregnant women receiving 4 or more antenatal consultations	20,723	1.9%
Number of women attending at least one postnatal care visit at the supported health facilities	2,479	0.2%
Number of Primary Health Care Centers refurbished or equipped	81	0.0%
Number of existing hospital facilities rehabilitated or upgraded in standards	48	0.0%
Number of cases treated in emergency services	N/A	0.0%
Total	1,116,184	100.0%

Table 15: KPI's target value - Individual beneficiaries (Access to Health Services sector)

As **Table 15** reflects the top 3 priorities under the Health priority sector, as defined by the number of beneficiaries (individuals and households) to be reached -covering almost 90% of the overall target value-, are:

- 'Number of primary health care consultations conducted with refugees and host communities' (representing 38.1% of the overall target value).
- 'Number of Vulnerable beneficiaries provided with medical examinations and essential medicines' (representing 31.2% of the overall target value).



- ‘Number of people reached through health education activities’ (representing 19.5% of the overall target value).

In terms of beneficiaries’ geographic distribution, over 90% of the expected recipients are located in Lebanon (79.5%) and Egypt (11.3%), with over a million individuals and households to be benefitted by EUTF Syria projects. Around a hundred thousand beneficiaries are also to be reached in Turkey (4% of the total), Jordan (2.4%), Iraq (2.1%) and Western Balkans (0.6%). No target has been set for Syria at the time of writing.

Country	Target Value	Weight (%)
Lebanon	887,677	79.5%
Jordan	27,320	2.4%
Turkey	45,000	4.0%
Iraq/KGR	23,527	2.1%
Egypt	126,000	11.3%
Western Balkans	6,660	0.6%
Syria	0	0.0%
Total	1,116,184	100.0%

Table 16: Target value by country - Individual beneficiaries (Access to Health Services sector)

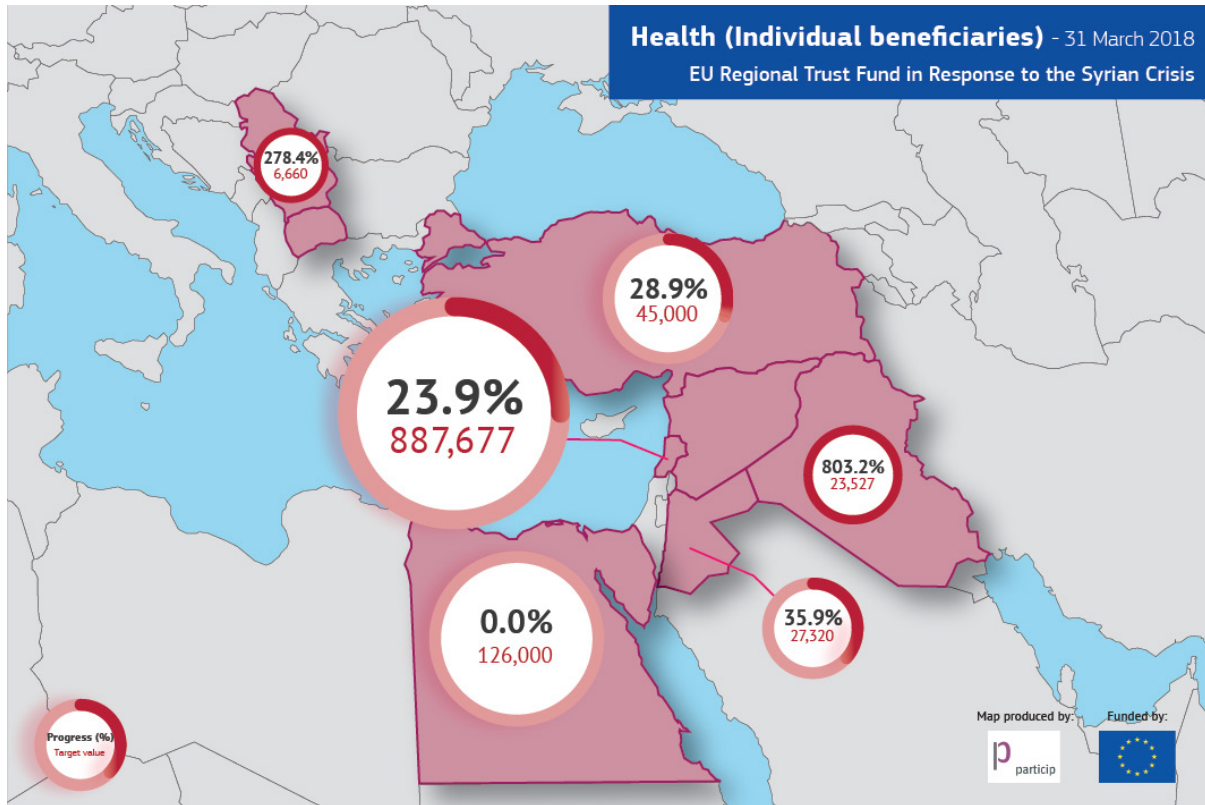


Figure 19: Geographic distribution of Individual beneficiaries targeted (Access to Health Services sector)

In terms of progress achieved by each one of the KPIs associated to Individual beneficiaries, **Figure 20** showcases **an overall progress of 39.6% against the planned targets**, specially led by the ‘Number of primary health care consultations conducted with refugees and host communities’ indicator, which represents over 54% of the beneficiaries reached by ongoing projects, with a progress of 56.8%. The only indicator that shows no progress reported is ‘Number of existing hospital facilities rehabilitated or upgraded in standards’. The remaining indicators show a level of advancement that ranges from 16-71%.

KPIs - Individual Beneficiaries (Health)

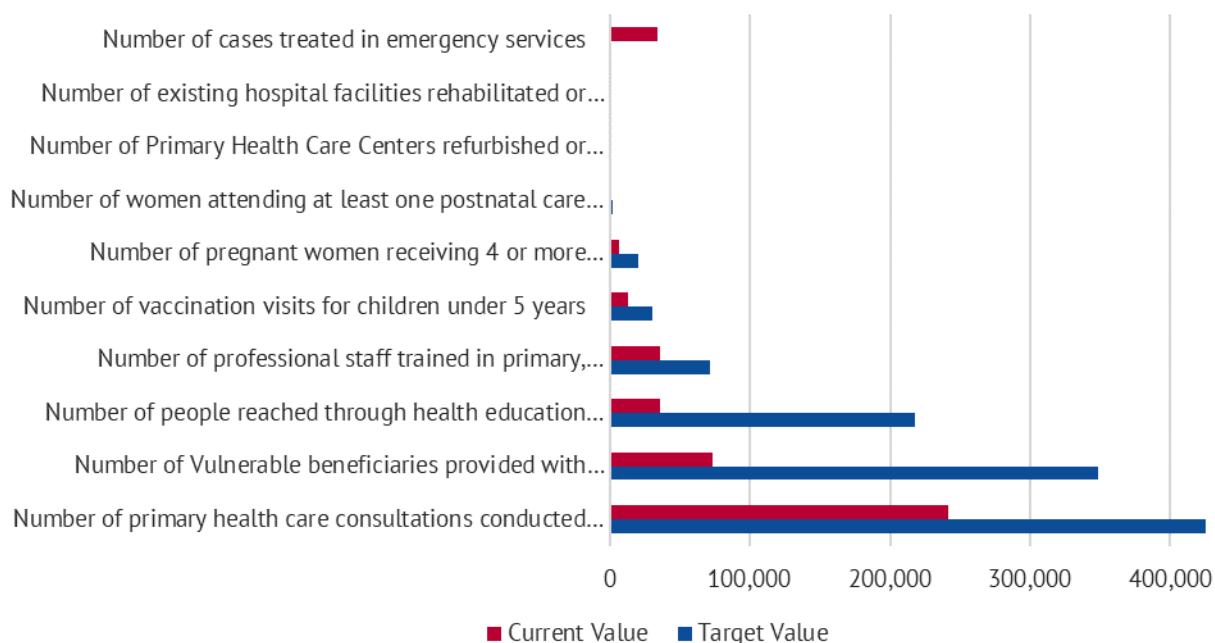


Figure 20: KPIs achievement progress – Individual beneficiaries (Access to Health Services sector)

Under the Health priority sector, a total of **209** organizations, institutions and facilities are expected to be benefitted by the EUTF Syria projects in the region. [Table 17](#) presents a breakdown of the targets set for each KPI related to this target category and sector.

Key Performance Indicator (KPI)	Target Value	Weight (%)
Number of existing hospital facilities rehabilitated or upgraded in standards	95	45.5%
Number of beds increased in targeted paediatric hospitals	50	23.9%
Number of Primary Health Care Centers refurbished or equipped	50	23.9%
Number of mobile clinics and ambulances procured	6	2.9%
Number of health projects	5	2.4%
Number of dedicated operating theatres built	3	1.4%
Total	209	100.0%

Table 17: KPI's target value - Services (Access to Health Services sector)

As **Table 17** showcases, top 3 priorities under the Health priority sector, as defined by the number of services to be provided -covering over 93% of the overall target value-, are:

- ‘Number of existing hospital facilities rehabilitated or upgraded in standards’ (representing 45.5% of the overall target value).
- ‘Number of beds increased in targeted paediatric hospitals’ (representing 23.9% of the overall target value).
- ‘Number of Primary Health Care Centres refurbished or equipped’ (representing 23.9% of the overall target value).

In regards to the geographic distribution, only two countries are tackled on the Services target category and Health priority sector: Iraq (94.7% of the total value) and Western Balkans (5.3%).

Country	Target Value	Weight (%)
Lebanon	N/A	0.0%
Jordan	N/A	0.0%
Turkey	N/A	0.0%
Iraq/KGR	198	94.7%
Egypt	N/A	0.0%
Western Balkans	11	5.3%
Syria	N/A	0.0%
Total	209	100.0%

Table 18: Target value by country - Services (Access to Health Services sector)

In terms of progress achieved by each one of the KPIs associated to Services, **Figure 21** displays **an overall progress of 163.6%**, clearly surpassing the global expected target. This is largely a consequence of the exceedance in the accomplishment of the indicator ‘Number of beds increased in targeted paediatric hospitals’, which shows 5.5 times more progress than initially set. Two indicators show no progress (‘Number of mobile clinics and

ambulances procured’ and ‘Number of health projects’), whereas the remaining indicators are well on track its achievement with an average advancement ratio around 51.4%.

KPIs - Services (Health)

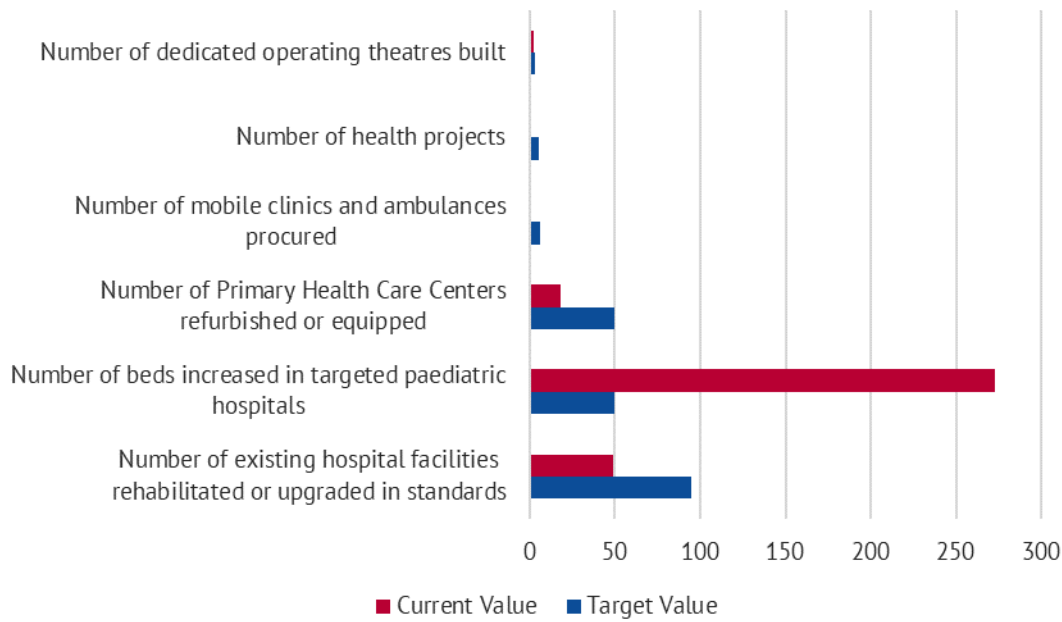
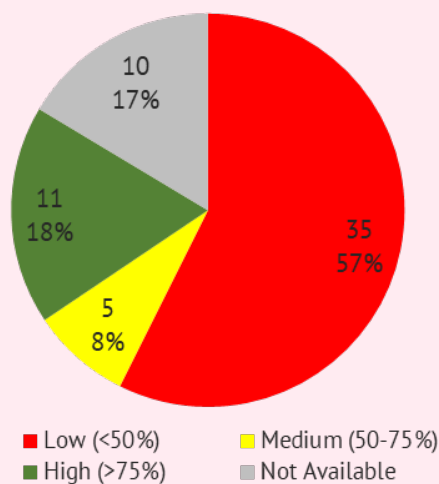


Figure 21: KPIs achievement progress – Services (Access to Health Services sector)

OVERALL TRAFFIC LIGHT SCORE – ACCESS TO HEALTH SERVICES

TL Score (progress level)



To date, the **overall progress level is below 45%**.

- **35 indicators** report a level of progress below 50% of the target value.
- **5 indicators** report a level of progress between 50%-75% of the target value.
- **11 indicators** report a level of progress above 75% of the target value.
- **10 indicators** haven't reported a specific progress level or information is not available.

Figure 22: Level of progress of Access to Health Services-related KPIs

4.3.4. Resilience and Local Development



“

I want to help people who are really in need. I wouldn't give them money. No, I wouldn't do that. I would give them a job and then they will make money in return.

Sahar Al-Salman, Al-Ramtha, Jordan



Thanks to the EUTF Syria LEADERS project, Sahar Al-Salman recently managed to expand her catering services.

The LEADERS project not only provided the cooperative society with financial support, but also courses on topics such as marketing and financial management. This has resulted in a very dynamic business, with a kitchen that produces different sorts of foods that are sold and distributed locally. Each member contributes and will enjoy a part of the profits by the end of the year.

The LEADERS project promotes inclusive local economic empowerment and development towards resilience and social stability in Jordan and Lebanon. It is funded by the EUTF Syria and implemented by the Danish Refugee Council (DRC), ACTED, CARE FR, Save the Children, OXFAM and the Makhzoumi Foundation.

Among the six priority sectors of intervention of the EUTF Syria, Resilience and Local Development **ranks 2nd** in total number of recipients targeted. The total number of target beneficiaries (target value) of this priority sector is **555,815** (equivalent to 21.1% of the total), which breaks down as follows:

- **Individual beneficiaries:** 554,719 individuals/households
- **Services:** 1,096 organizations/facilities/institutions

The following table shows the targets set for each KPI related to the Individual beneficiaries' category under the Resilience and Local Development sector.

Key Performance Indicator (KPI)	Target Value	Weight (%)
Number of young Syrian refugees and host community benefiting from peer information and outreach activities, including provided by youth leaders	133,100	24.0%
Number of municipalities benefiting from improved infrastructure and services	130,000	23.4%
Number of workmen days created for women, men and youths	55,500	10.0%
Number of Syrian refugees and host communities participating in employability, vocational and entrepreneurial skills training programme	50,300	9.1%
Number of Individuals and families received cash assistance	45,677	8.2%
Number of young Syrian refugees and host communities participating in extracurricular cultural and sports activities	40,710	7.3%
Number of direct beneficiaries targeted by community development projects	31,545	5.7%
Number of youth, boys and girls directly participating or benefitting indirectly from peace building activities.	22,380	4.0%
Cash Assistance	13,777	2.5%
Number of community members involved in social cohesion activities	11,000	2.0%
Number of children benefitting from recreational activities	10,402	1.9%
Number of employment days generated through economic infrastructure and service delivery projects	4,800	0.9%
Number of men, women and youths benefitting from rapid employment schemes	3,770	0.7%
Number of Vulnerable community members reporting increased access to income generating opportunities	1,240	0.2%
Number of refugees and community members involved in assessment, planning and implementation of community development projects	500	0.1%

Key Performance Indicator (KPI)	Target Value	Weight (%)
Number of active community centres in target areas	10	0.0%
Number of dialogue tables and working groups held and 8 attended by community, private sector and government stakeholders		0.0%
Total	554,719	100.0%

Table 19: KPI's target value - Individual beneficiaries (Resilience and Local Development sector)

As **Table 19** reflects, five indicators cover almost 75% of the overall target value, as defined by the number of beneficiaries (individuals and households) to be benefitted:

- 'Number of young Syrian refugees and host community benefiting from peer information and outreach activities, including provided by youth leaders' (representing 24.0% of the overall target value).
- 'Number of municipalities benefiting from improved infrastructure and services' (representing 23.4% of the overall target value).
- 'Number of workmen days created for women, men and youths' (representing 10.0% of the overall target value).
- 'Number of Syrian refugees and host communities participating in employability, vocational and entrepreneurial skills training programme' (representing 9.1% of the overall target value).
- 'Number of Individuals and families received cash assistance' (representing 8.2% of the overall target value).

In terms of beneficiaries' geographic distribution, over 99% of the expected recipients are located in Lebanon (56.0%), Jordan (29.2%) and Turkey (14.0%), with over half a million individuals and households to be benefitted by EUTF projects. No targets have been set for Egypt, Western Balkans and Syria at the time of writing.

Country	Target Value	Weight (%)
Lebanon	310,435	56.0%
Jordan	162,104	29.2%
Turkey	77,410	14.0%
Iraq/KGR	4,770	0.9%
Egypt	0	0.0%
Western Balkans	0	0.0%
Syria	0	0.0%
Total	554,719	100.0%

Table 20: Target value by country - Individual beneficiaries (Resilience and Local Development sector)

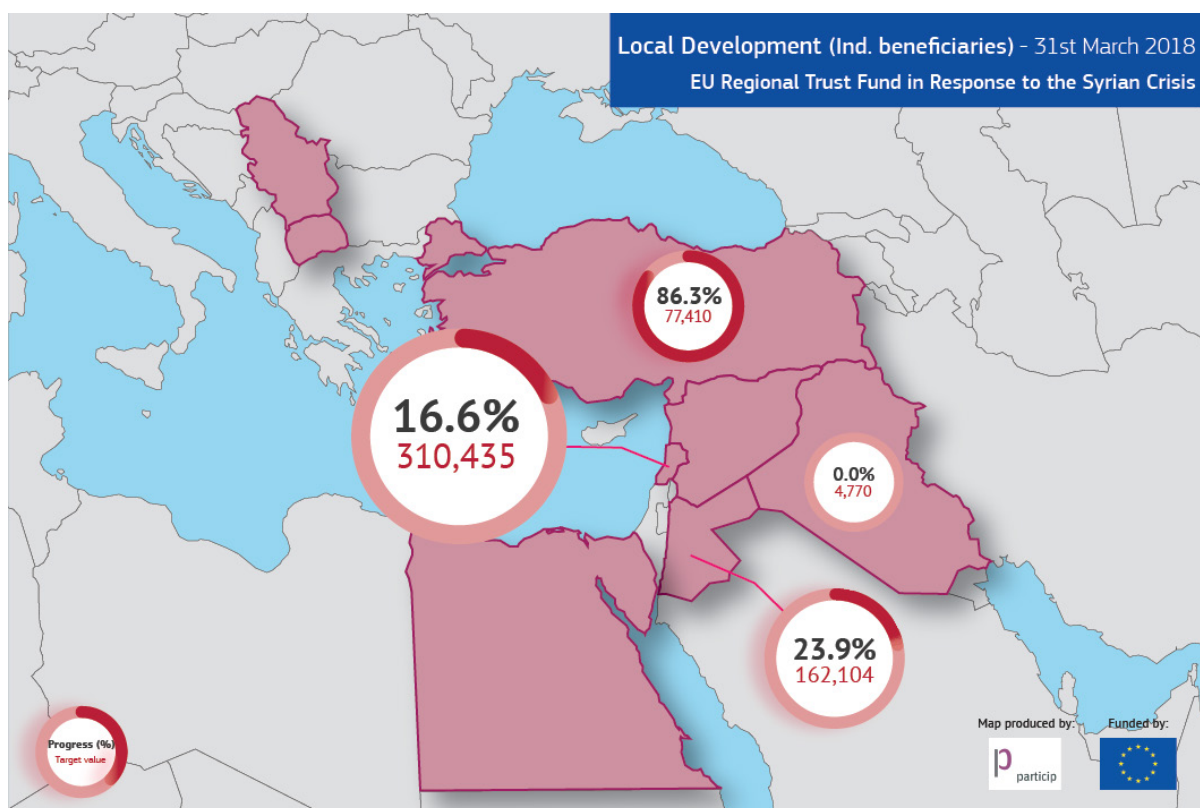


Figure 23: Geographic distribution of Individual beneficiaries targeted (Resilience and L. Development sector)

In terms of progress achieved by each one of the KPIs associated to Individual beneficiaries, **Figure 24** showcases **an overall progress of 28.3% against planned targets**, with four

indicators overachieving their corresponding targets and six KPIs not having initiated activity. The indicator that shows the highest absolute value is ‘Number of young Syrian refugees and host community benefiting from peer information and outreach activities, including those provided by youth leaders’, with a **level of progress of 50.2%**.

KPIs - Individual Beneficiaries (Resilience & Local Development)

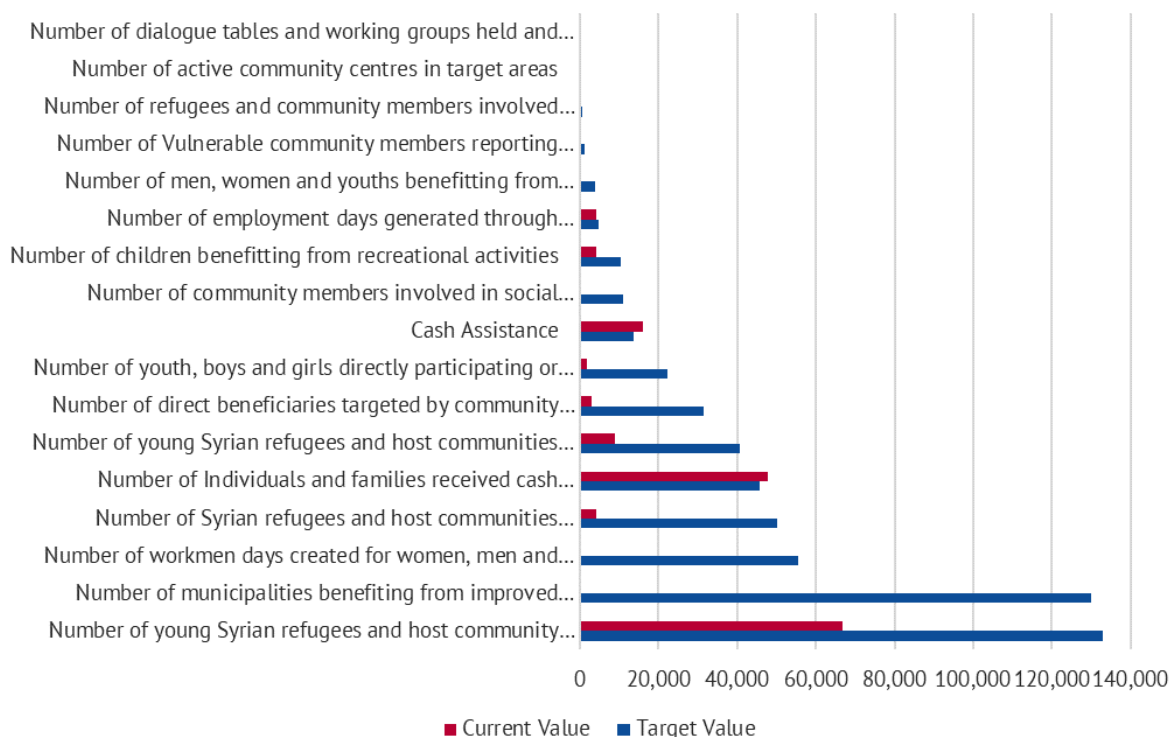


Figure 24: KPIs achievement progress – Individual beneficiaries (Resilience and Local Development sector)

Under the Resilience and Local Development priority sector, a total of **1,096** organizations, institutions and facilities are expected to be benefitted by the EUTF projects in the region. **Table 21** presents a breakdown of the targets set for each KPI related to this target category and sector.

Key Performance Indicator (KPI)	Target Value	Weight (%)
Number of MSMEs identified and trained	750	68.4%
Number of community support projects implemented	142	13.0%
Number of dialogue tables and working groups held and attended by community, private sector and government stakeholders	93	8.5%
Number of municipalities benefiting from improved infrastructure and services	73	6.7%
Number of facilities and organisations capacitated to provide social cohesion activities	22	2.0%
Number of active community centres in target areas	8	0.7%
Number of policy recommendation for support to farmer/entrepreneur investment	8	0.7%
Total	1,096	100.0%

Table 21: KPI's target value - Services (Resilience and Local Development sector)

As the previous table reflects, two priorities stand out from the set of KPIs under the Resilience and Local Development priority sector, in terms of number of services to be provided -covering over 81% of the overall target value-. These are:

- Number of MSMEs identified and trained (representing 68.4% of the overall target value).
- Number of community support projects implemented (representing 13.0% of the overall target value).

In regards to the geographic distribution, three countries are concentrating over 98% of the beneficiaries of Services target category: Jordan (44.8% of the total value), Lebanon (39.8%) and Iraq/KGR (13.8%).



Country	Target Value	Weight (%)
Lebanon	436	39.8%
Jordan	491	44.8%
Turkey	18	1.6%
Iraq/KGR	151	13.8%
Egypt	0	0.0%
Western Balkans	0	0.0%
Syria	0	0.0%
Total	1,096	100.0%

Table 22: Target value by country - Services (Resilience and Local Development sector)

In terms of progress achieved by each one of the KPIs associated to Services, **Figure 25** displays **an advanced overall progress of the target category (73.3%)**. This is because of the good level of progress reported in two indicators ‘Number of MSMEs identified and trained’ (85.7%) and ‘Number of dialogue tables and working groups held and attended by community, private sector and government stakeholders’ (100.0%). The KPI ‘Number of policy recommendation for support to farmer/entrepreneur investment’ is clearly exceeding its set target (262.5%) while ‘Number of municipalities benefiting from improved infrastructure and services’ hasn’t started activity yet.

KPIs - Services (Resilience & Local Development)

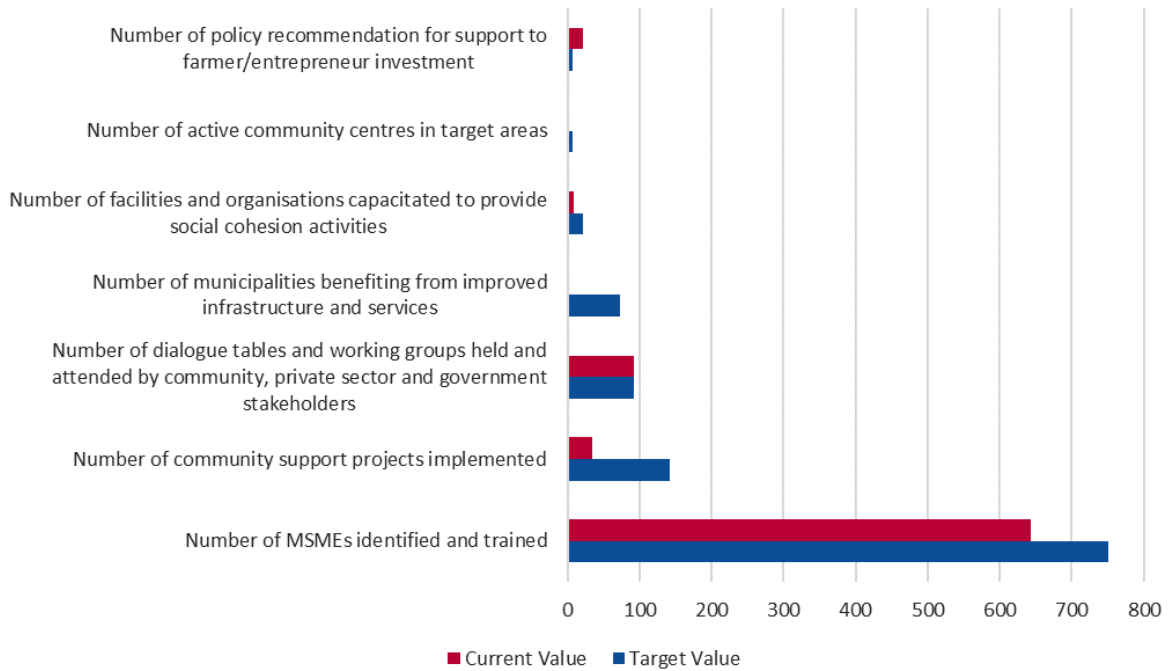
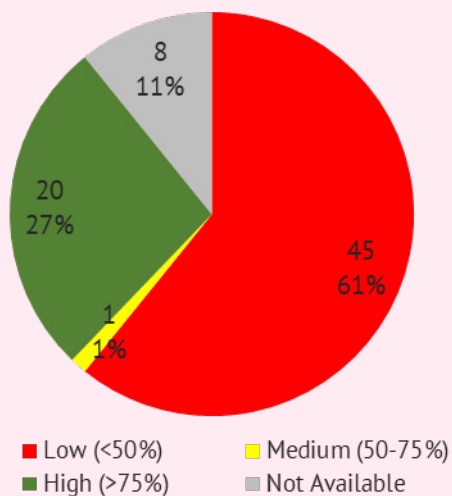


Figure 25: KPIs achievement progress – Services (Resilience and Local Development sector)

OVERALL TRAFFIC LIGHT SCORE – RESILIENCE & LOCAL DEVELOPMENT

TL Score (progress level)



To date, the **overall progress level is below 45%**.

- **45 indicators** report a level of progress below 50% of the target value.
- **1 indicator** reports a level of progress between 50%-75% of the target value.
- **20 indicators** report a level of progress above 75% of the target value.
- **8 indicators** haven't reported a specific progress level or information is not available.

Figure 26: Level of progress of Resilience and Local Development-related KPIs

4.3.5. Access to WASH Services



“

Now that we are connected to the water and we have a meter installed, we won't have to struggle with the hose anymore.

**Amsha Dhamen,
Tamnine el Tahta, Lebanon**



A project funded by the EUTF Syria is helping Amsha to obtain access to reliable and sustainable water services.

Amsha Dhamen lives in Tamnine el Tahta, Lebanon, with her husband and son, who are both disabled. Daily life is hard and, until recently, it was made even harder due to her weekly struggle to access water.

“We used to get our water from the water tanks, which are located on the rooftop,” Amsha says. “They needed to be refilled every five days in summer, less so in winter. Each time, we paid around 25.000 Lebanese pounds (€15). “It was such a painful procedure... First, we had to walk all the way to the man who brought us water. When he came, we put the hose on the rooftop, where the water tanks were. Someone had to stay down below, someone stayed on top and another person stood next to the water tank and we passed the hose to each other. In winter, when there was snow and ice, we suffered a lot.”

A project funded by the EUTF Syria and implemented by the Italian NGO GVC addresses these problems by helping refugees and their host communities obtain access to reliable and sustainable water services.

Among the six priority sectors of intervention of the EUTF Syria, Access to WASH Services **ranks 4th** in total number of recipients targeted. The total number of target beneficiaries (target value) of this priority sector is **313,049** (equivalent to 11.9% of the total), which breaks down as follows:

- **Individual beneficiaries:** 274,241 individuals/households
- **Services:** 38,808 organizations/facilities/institutions

The following table shows the targets set for each KPI related to the Individual beneficiaries' category under the Access to WASH Services sector.

Key Performance Indicator (KPI)	Target Value	Weight (%)
Number of beneficiaries who have experienced a hygiene promotion session	161,240	58.8%
Number of HHs Connected	7,000	2.6%
Number of individuals having access to safe water	98,000	35.7%
Number of individuals reached with outreach, information campaigns and awareness sessions	8,000	2.9%
Total	274,240	100.0%

Table 23: KPI's target value - Individual beneficiaries (Access to WASH services sector)

As [Table 23](#) reflects, top 2 indicators (out of a total of 4), covering 94.5% of the overall target value, as defined by the number of beneficiaries (individuals and households) to be benefitted are:

- 'Number of beneficiaries who have experienced a hygiene promotion session' (representing 58.8% of the overall target value).
- 'Number of individuals having access to safe water' (representing 35.4% of the overall target value).

In terms of beneficiaries' geographic distribution, more than half of the expected recipients are located in Lebanon (57.0%), while the remaining target beneficiaries are distributed in three countries: Jordan (21.8%), Turkey (16.4%) and Iraq/KGR (4.7%). No targets have been set for Egypt, Western Balkans and Syria at the time of writing.



Country	Target Value	Weight (%)
Lebanon	156,440	57.0%
Jordan	59,800	21.8%
Turkey	45,000	16.4%
Iraq/KGR	13,000	4.7%
Egypt	0	0.0%
Western Balkans	0	0.0%
Syria	0	0.0%
Total	274,240	100.0%

Table 24: Target value by country - Individual beneficiaries (Access to WASH services sector)

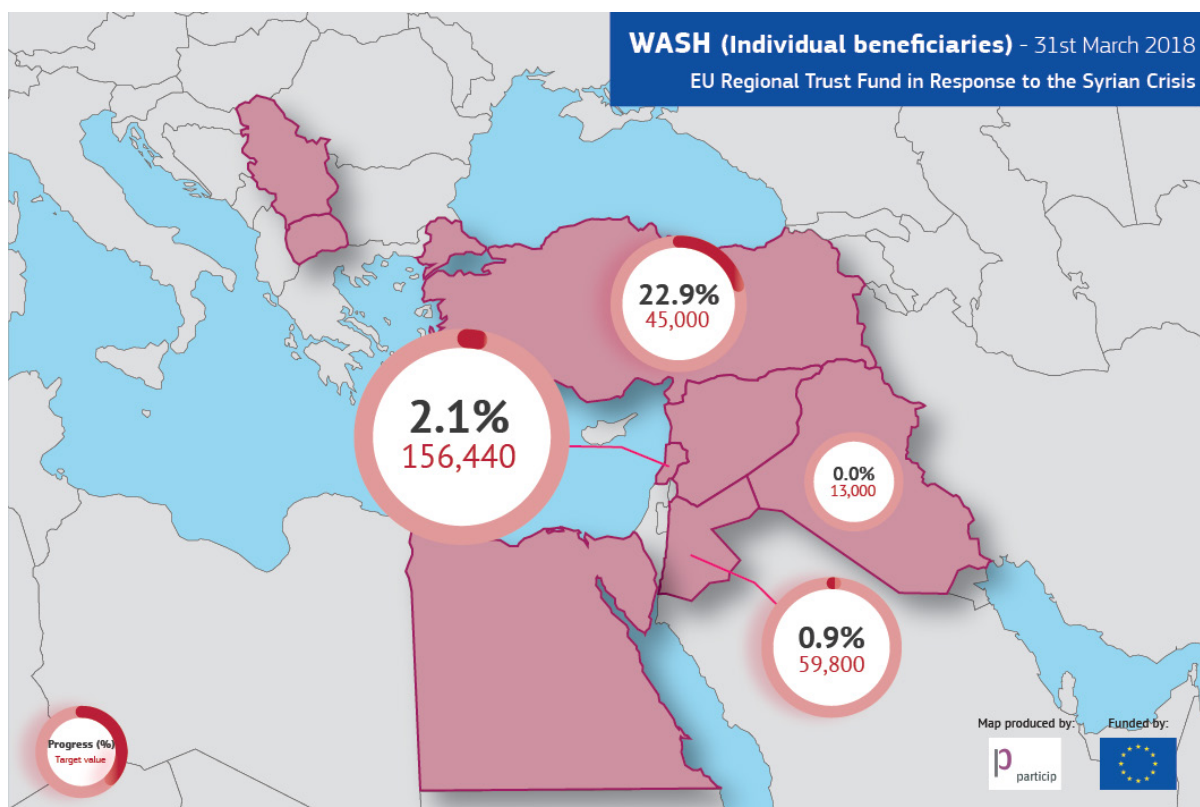


Figure 27: Geographic distribution of Individual beneficiaries targeted (Access to WASH services sector)

In terms of progress achieved by each one of the KPIs associated to Individual beneficiaries, **Figure 28** showcases **a timid overall progress of 5.1% against the targets set**, with only two of the four indicators having initiated operations. The indicator that shows the

highest level of progress is ‘Number of individuals reached with outreach, information campaigns and awareness sessions’, with 40.5% of advancement. The remaining indicator, ‘Number of beneficiaries who have experienced a hygiene promotion session’, reports a progress of 6.4% against target.

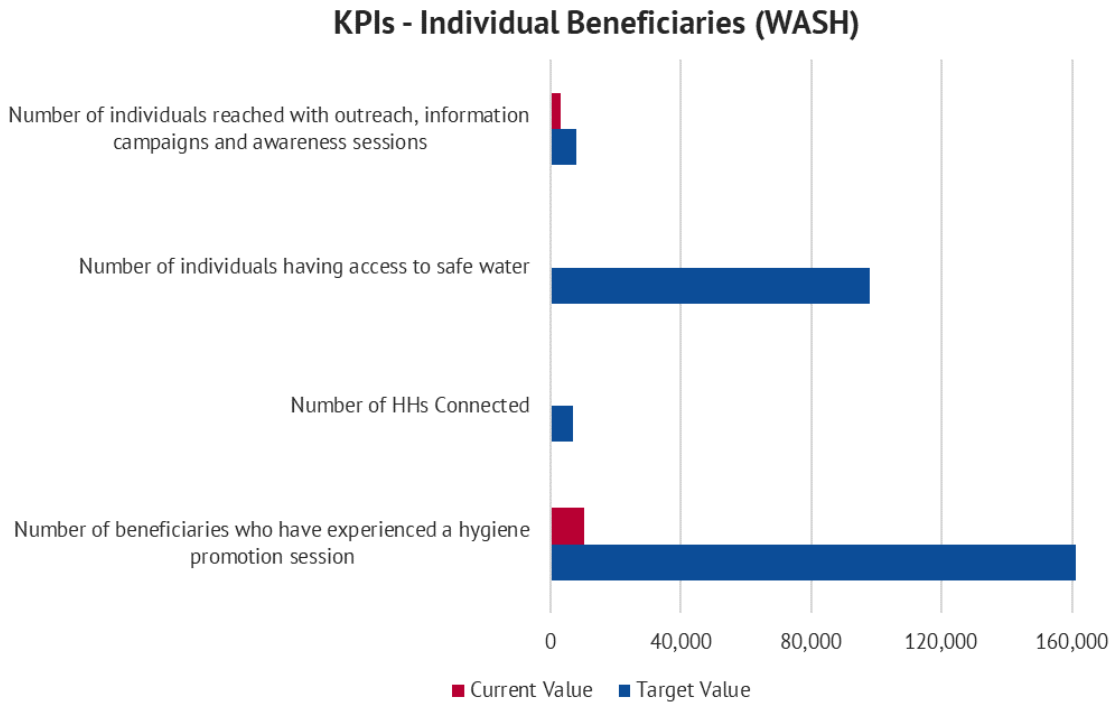


Figure 28: KPIs achievement progress – Individual beneficiaries (Access to WASH services sector)

Under the WASH priority sector, a total of **38,808** organizations, institutions and facilities are expected to be benefitted by the EUTF projects in the region. [Table 25](#) presents a breakdown of the targets set for each KPI related to this target category and sector.

Key Performance Indicator (KPI)	Target Value	Weight (%)
Mt of transmission and distribution lines installed	38,661	99.6%
Number of beneficiaries who have experienced a hygiene promotion session	21	0.1%
Number of facilities constructed	14	0.0%
Number of facilities rehabilitated and operational	112	0.3%
Total	38,808	100.0%

Table 25: KPI's target value - Services (Access to WASH services sector)

As the previous table highlights, one indicator, 'Mt of transmission and distribution lines installed' practically covers the entire overall target value, with 99.6% of the beneficiaries targeted.

In regards to the geographic distribution, the activities falling under this target category also concentrate mainly in one country (Lebanon), where 99.7% of the recipients are located. Barely a hundred beneficiaries (0.3%), and seven are located in Jordan and Western Balkans respectively.

Country	Target Value	Weight (%)
Lebanon	38,702	99.7%
Jordan	99	0.3%
Turkey	0	0.0%
Iraq/KGR	0	0.0%
Egypt	0	0.0%
Western Balkans	7	0.0%
Syria	0	0.0%
Total	38,808	100.0%

Table 26: Target value by country - Services (Access to WASH services sector)

In terms of progress achieved by each one of the KPIs associated to Services, [Figure 29](#) displays **an almost negligible overall progress of the target category (2.5%)**. The

only indicator that presents activity is ‘Number of facilities rehabilitated and operational’, which overachieves its defined goal by almost 9 times.

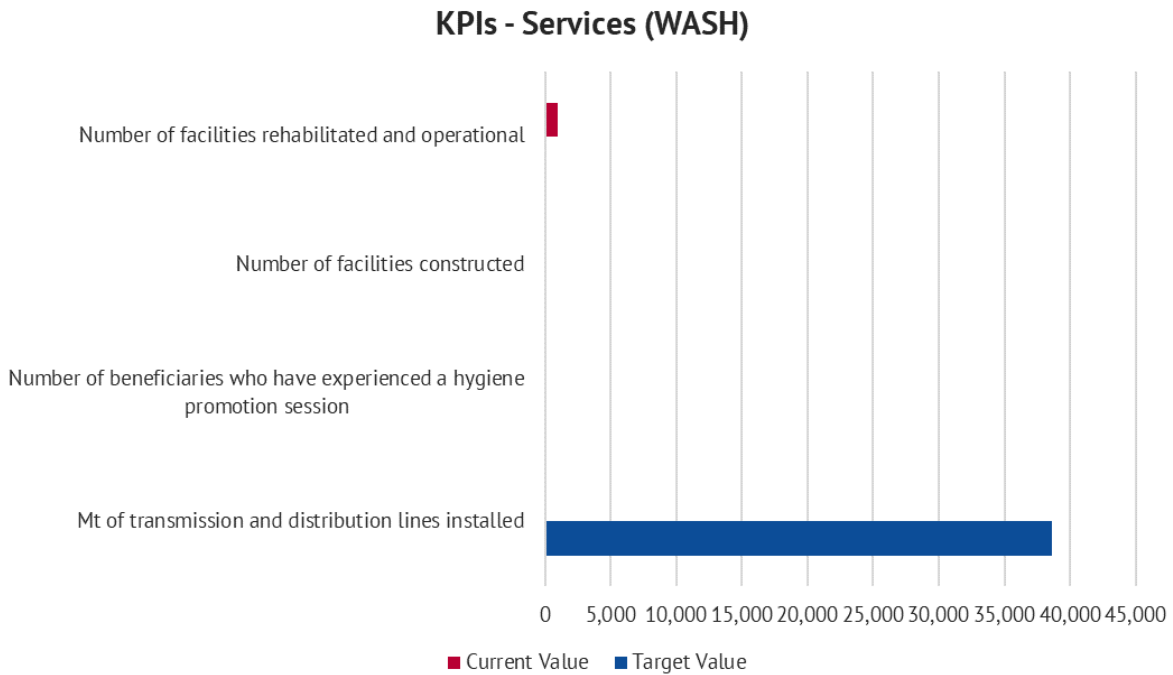
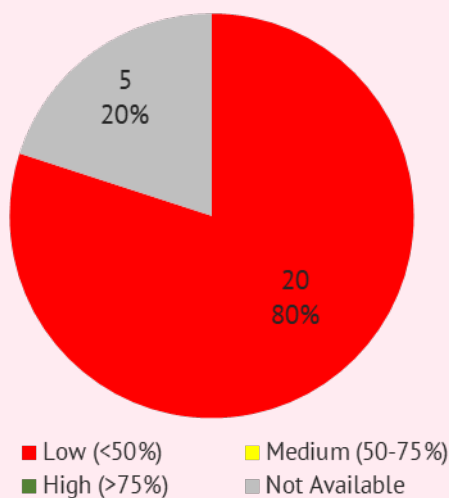


Figure 29: KPIs achievement progress – Services (Access to WASH services sector)

OVERALL TRAFFIC LIGHT SCORE – ACCESS TO WASH SERVICES

TL Score (progress level)



To date, the **overall progress level is below 25%.**

- **20 indicators** report a level of progress below 50% of the target value.
- **No indicators** report a level of progress between 50%-75% of the target value.
- **No indicators** report a level of progress above 75% of the target value.
- **5 indicators** haven't reported a specific progress level or information is not available.

Figure 30: Level of progress of Access to WASH Services-related KPIs

4.3.6. Protection



“

MAG's clearance is more critical than ever now that Daesh has gone from the Ninawa governorate. People are returning to contaminated villages where their lives are at risk every day.

Farah Zubir Ali, Iraqi Kurdistan region



Demining activities also include awareness raising among the local community, as well as refugees and internally displaced Iraqis

"Iraq has been one of the most contaminated countries in the world in terms of mines and improvised explosive devices for a long time," Farah Zubir Ali, National Technical Field Manager at MAG explains. "After Daesh came in 2014, the situation became even worse. Huge areas are now being contaminated with improvised explosive devices."

"We visit schools, healthcare centres, villages and any areas at risk," says Rand Ksardar, who is part of the MAG teams that work closely with the community to raise awareness about the risks of mines and other explosive devices that threaten their lives and their livelihoods.

"Integrated mine action to enhance the resilience of conflict-affected communities in Northern Iraq" is a project led by the Mines Advisory Group (MAG) and funded by the EUTF Syria. The project improves access to safe land and infrastructures, both in rural and urban areas and raises awareness of landmine threats among people and non-governmental organisations.

Among the six priority sectors of intervention of the EUTF Syria, Protection **ranks 3rd** in total number of recipients targeted. The total number of target beneficiaries (target value) of this priority sector is **359,480** (equivalent to 13.7% of the total), which breaks down as follows:

- **Individual beneficiaries:** 352,649 individuals/households
- **Services:** 6,831 organizations/facilities/institutions

The following table shows the targets set for each KPI related to the Individual beneficiaries' category under the Protection sector.

Key Performance Indicator (KPI)	Target Value	Weight (%)
Number of individuals reached with outreach, information campaigns and awareness sessions	91,900	26.1%
Mine clearance actions	86,215	24.4%
Number of refugees and DOM community members receiving specialized treatment in the area of mental health and psychosocial support	65,860	18.7%
Risk education (RE) sessions delivered to raise awareness of contamination threats within conflict affected communities and amongst humanitarian actors	46,604	13.2%
Number of individuals attended Psychosocial sensitization or group sessions	38,600	10.9%
Number of individuals trained on Child Protection and Gender-Based Violence	7,219	2.0%
Number of girls and women accessing safe spaces	7,200	2.0%
Number of vulnerable girls and boys reached with psychosocial support services	4,500	1.3%
Number of children and youth enrolled in life skills programmes	3,500	1.0%
Number of children who are survivors or at risk receiving specialized child protection support	550	0.2%
Number of accommodation centres created/reconstructed/renovated	500	0.1%
Total	352,648	100.0%

Table 27: KPI's target value - Individual beneficiaries (Protection sector)

As [Table 27](#) reflects, half the number of indicators represent over 93% of the overall target value, as defined by the number of beneficiaries (individuals and households) to be benefitted:



- ‘Number of individuals reached with outreach, information campaigns and awareness sessions’ (representing 26.1% of the overall target value).
- ‘Mine clearance actions’ (representing 24.4% of the overall target value).
- ‘Number of refugees and DOM community members receiving specialised treatment in the area of mental health and psychosocial support’ (representing 18.7% of the overall target value).
- ‘Risk education sessions delivered to raise awareness of contamination threats within conflict affected communities and amongst humanitarian actors’ (representing 13.2% of the overall target value).
- ‘Number of individuals attended Psychosocial sensitization or group sessions’ (representing 10.9% of the overall target value).

In terms of beneficiaries’ geographic distribution, over two-thirds of the expected recipients are located in Iraq/KGR (37.9%) and Turkey (31.8%), while one-third is allocated between Lebanon (20.2%) and Jordan (9.9%). Western Balkans shows a tiny fraction of the target value (500 individuals, 0.1%) and Syria and Egypt have now target value at the time of writing.

Country	Target Value	Weight (%)
Lebanon	71,295	20.2%
Jordan	35,034	9.9%
Turkey	112,000	31.8%
Iraq/KGR	133,819	37.9%
Egypt	0	0.0%
Western Balkans	500	0.1%
Syria	0	0.0%
Total	352,648	100.0%

Table 28: Target value by country - Individual beneficiaries (Protection sector)

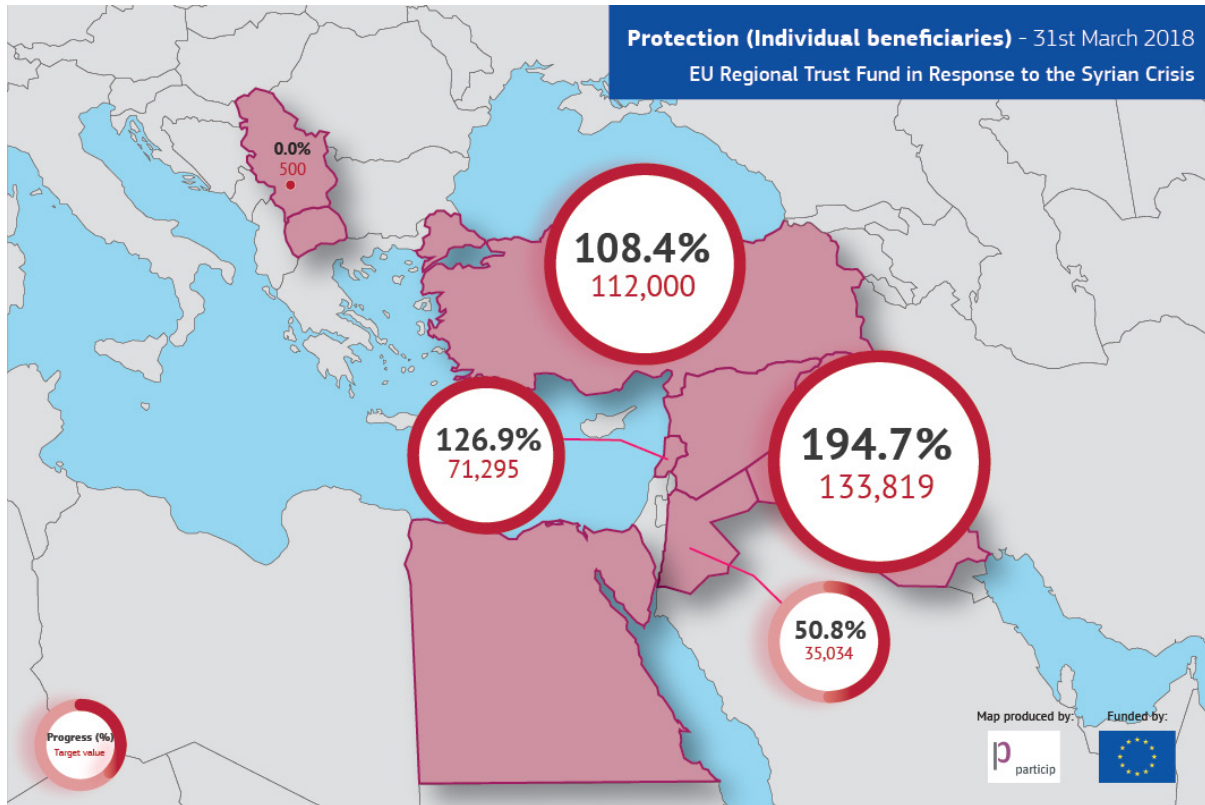


Figure 31: Geographic distribution of Individual beneficiaries targeted (Protection sector)

Regarding the progress achieved by each of the KPIs associated to Individual beneficiaries, **Figure 32** showcases **an exceedance of the overall target value set by 139.0%**, with half the indicators surpassing their defined goals. Of special consideration is the ‘Risk education (RE) sessions delivered to raise awareness of contamination threats within conflict affected communities and amongst humanitarian actors’ indicator, which exceeds by 4.4 times the original target set. Two indicators are still pending initiation:

- ‘Number of children who are survivors or at risk receiving specialized child protection support’.
- ‘Number of accommodation centres created/reconstructed/renovated’.

KPIs - Individual Beneficiaries (Protection)

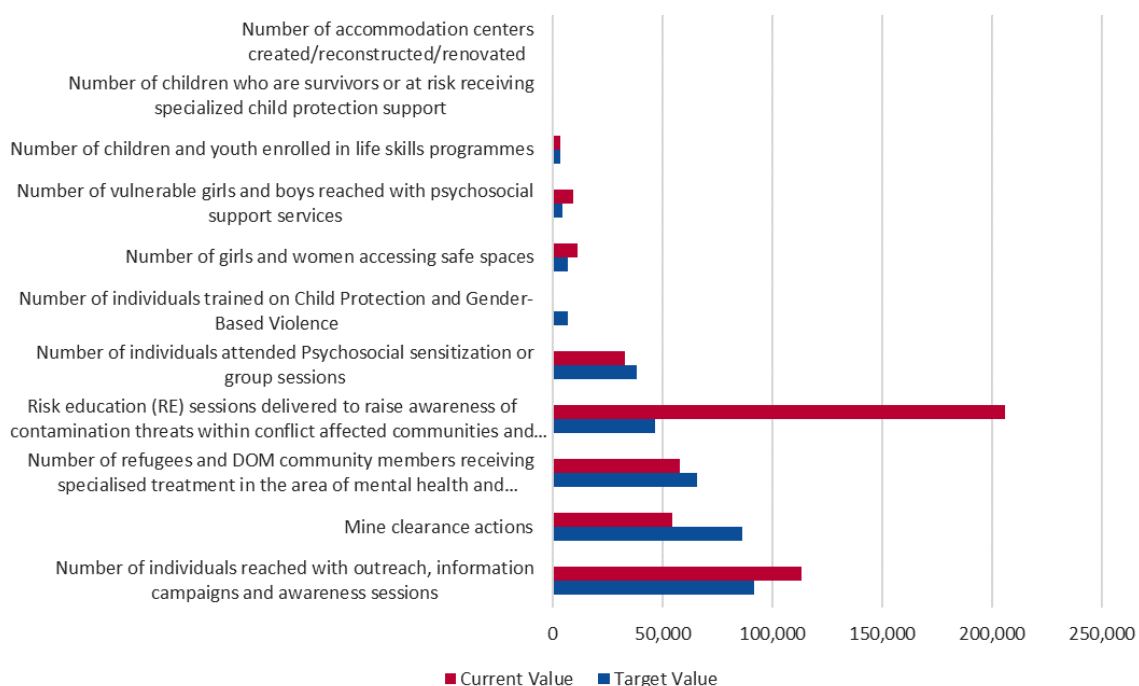


Figure 32: KPIs achievement progress – Individual beneficiaries (Protection sector)

Under the Protection priority sector, a total of **6,831** organizations, institutions and facilities are expected to be benefitted by the EUTF projects in the region. **Table 29** presents a breakdown of the targets set for each KPI related to this target category and sector.

Key Performance Indicator (KPI)	Target Value	Weight (%)
Number of accommodation centres created, reconstructed or renovated	6,577	99.6%
Number of cases referred for specialized services	160	0.1%
Number of advocacy initiatives supported at the regional level	37	0.0%
Number of articles and press releases published in European media	10	0.3%
Percent of accommodation places in asylum/transit centres functional	7	0.3%
N/A	40	0.6%
Total	6,831	100.0%

Table 29: KPI's target value - Services (Protection sector)

As the previous table highlights, one indicator, ‘Number of accommodation centres created/reconstructed/renovated’ practically covers the entire overall target value, with 99.6% of the beneficiaries targeted.

In regards to the geographic distribution, the activities falling under this target category also concentrate mainly in one region (Western Balkans), where 96.4% of the recipients are located. Another 247 individuals/households (3.6%) are distributed among Lebanon, Jordan and Iraq/KGR.

Country	Target Value	Weight (%)
Lebanon	132	1.9%
Jordan	68	1.0%
Turkey	0	0.0%
Iraq/KGR	47	0.7%
Egypt	0	0.0%
Western Balkans	6,584	96.4%
Syria	0	0.0%
Total	6,831	100.0%

Table 30: Target value by country - Services (Protection sector)

In terms of progress achieved by each of the KPIs associated to Services, **Figure 33** displays **an advanced level of progress of the target category (89.0%)**. This behaviour is mainly explained due to high progress rate of the indicator ‘Number of accommodation centres created/reconstructed/renovated’, which shows an achievement ratio of 92.3%.

KPIs - Services (Protection)

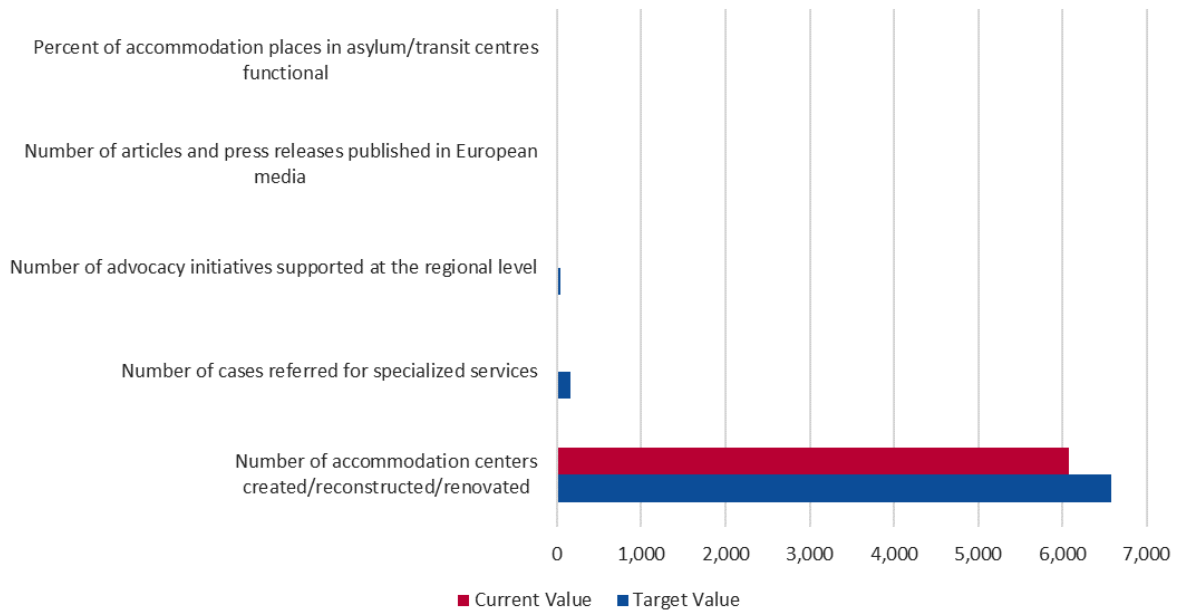
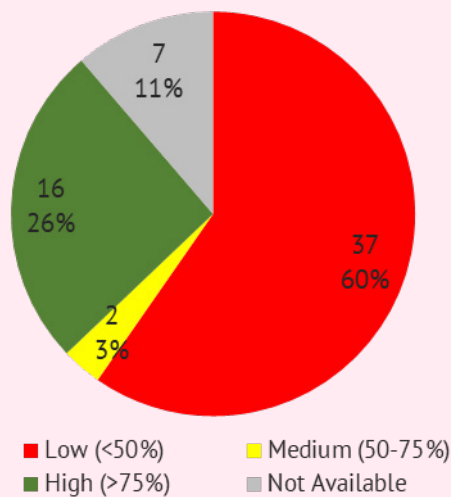


Figure 33: KPIs achievement progress – Services (Protection sector)

OVERALL TRAFFIC LIGHT SCORE – PROTECTION SECTOR

TL Score (progress level)



To date, the **overall progress level is below 45%.**

- **37 indicators** report a level of progress below 50% of the target value.
- **2 indicators** report a level of progress between 50%-75% of the target value.
- **16 indicators** report a level of progress above 75% of the target value.
- **7 indicators** haven't reported a specific progress level or information is not available.

Figure 34: Level of progress of Protection-related KPIs

5. ANNEXES

5.1. Annex I: Results Framework Indicators

1. ACCESS TO BASIC EDUCATION

RESULTS	INDICATORS
1.1 Access of refugee children and youth to equitable formal and non-formal education programmes increased	1.1.1 Number of refugee and host community children attending early childhood education* ³ 1.1.2 Number of persons attending NFE as well as back-up classes and catch-up classes* 1.1.2.1 Number of persons who graduated from NFE programs 1.1.3 Number of children and adolescents referred to formal education including through the back to school campaign 1.1.4 Number of girls and boys whose registration fees for public formal education are subsidized 1.1.5 Number of Syrian refugee students receiving transportation services 1.1.6 Number of children receiving school supplies 1.1.7 Number of children benefitting from learning support program, including remedial and homework support 1.1.8 Number of children attending foreign language courses
1.2 Access to inclusive quality education services for refugees and host communities promoted	1.2.1. Percentage of key-implementation steps related to construction works completed* 1.2.1.1 <i>Number of new educational facilities constructed or rehabilitated*</i> 1.2.2 Number of educational infrastructure accessible to refugee students and host communities with disabilities * 1.2.3 Number of existing schools upgraded in standards and equipped* 1.2.4 <i>Number of educational personnel, including teachers, volunteers and administrative staff trained*</i>

2. ACCESS TO HIGHER AND FURTHER EDUCATION

RESULTS	INDICATORS
2.1 Participation and equal access to higher education opportunities for vulnerable youth, adolescents and adults increased	2.1.1 Number of Syrian refugee students receiving higher education scholarships* 2.1.2 Number of youth, adolescents and adults accessing higher education 2.1.2.1 Number of HE certificates awarded 2.1.4 Number of youth and adolescents accessing vocational training
2.2 Interventions in the higher and further education sector	2.2.1 Number of partner institutions (universities / language centres) committed to the Higher Education programme for refugees 2.2.1.1 Number of eligible HE programmes identified

* Indicator aligned with the Facility for Refugees in Turkey ("FRIT" RFW)

related to the Syrian crisis are better coordinated through stakeholder dialogue , networks and information tools	2.2.2 Number of HE projects financed through CfP
	2.2.3 Number of national stakeholder dialogues on HE having taken place
	2.2.4 Number of communication tools, including dissemination plan and promotional campaigns implemented

3. RESILIENCE AND LOCAL DEVELOPMENT

RESULTS	INDICATORS
3.1 Employability prospects of Syrian refugees and host communities improved	3.1.1 Number of Syrian refugees and host communities participating in employability, vocational and entrepreneurial skills training programme*
	3.1.2 Number of job opportunities created
	3.1.3 Number of Syrian workers employed through EUTF Syria initiatives
3.2 Productive capacities of vulnerable host farmers and/or home-based micro and group-based small-scale agrifood enterprises are increased	3.2.1 Number of Syrian refugees/host communities' farmers trained in financial literacy and enterprise management
	3.2.2 Number of farmer identified for grant support
	3.2.3 Number of Syrian Refugees and members of host communities accessing Graduation packages and engaged in at least one new agrifood income generating activity
	3.2.4 Number of farm who finalized the improved infrastructure
3.3 Economic growth potential and resilience of the local economy hosting target groups enhanced	3.3.1 Vulnerable community members have improved ability to access sustainable income
	3.3.2 Number of vulnerable community members reporting increased access to income generating opportunities
	3.3.3 Number of MSMEs identified and trained
3.4 Local and national systems and service delivery capacities in target areas strengthened	3.4.1 Number of municipalities benefiting from improved infrastructure and services
	3.4.2 Number of community support projects implemented
	3.4.2.1 Number of refugees and community members involved in assessment, planning and implementation of community development projects
	3.4.3 Number of active community centres in target areas
	3.4.4 Number of facilities and organisations capacitated to provide social cohesion activities*
	3.4.5 Number of dialogue tables and working groups held and attended by community, private sector and government stakeholders*
3.5 Social tensions between refugees and local populations in host communities decreased	3.5.1 Number of young Syrian refugees and host community benefiting from peer information and outreach activities, including provided by youth leaders*
	3.5.2 Number of young Syrian refugees and host communities participating in extracurricular cultural and sports activities*

4. ACCESS TO HEALTH SERVICES

RESULTS	INDICATORS
4.1 Basic medical services are available for Syrian refugees, migrants, and asylum seekers at the transit sites and medical centers	4.1.1 Number of primary health care consultations conducted with refugees and host communities
	4.1.2 Number of vulnerable beneficiaries provided with medical examinations and essential medicines
	4.1.3 Number of new hospital facilities constructed
	4.1.4 Number of existing hospital facilities rehabilitated or upgraded in standards
	4.1.5 Number of mobile clinics and ambulances procured
4.2 Strengthened capacity of concerned local actors to deliver general primary and secondary health care services	4.2.1 Number of professional staff trained in primary, secondary and tertiary health care services
	4.2.2 Number of people reached through health education activities
	4.2.3 Number of health projects
4.3 Increased capacity of maternity and paediatric hospitals to cope with additional daily load and patient services	4.3.1 Number of Primary Health Care Centers refurbished or equipped
	4.3.2 Number of dedicated operating theatres built
	4.3.3 Number of months of technical assistance missions in the health sector, civil work and admin sector, carried out by expatriate staff
4.4 Reinforced mother and child health services in selected health centers	4.4.1 Number of paediatric hospitals renovated, expanded, improved in standards 4.4.1.1 Number of beds increased in targeted paediatric hospitals
	4.4.3 Number of cases treated in emergency services
	4.4.4 Number of pregnant women receiving 4 or more antenatal consultations
	4.4.5 Number of women attending at least one postnatal care visit at the supported health facilities
	4.4.6 Number of vaccination visits for children under 5 years

5. ACCESS TO WASH SERVICES

RESULTS	INDICATORS
5.1 WASH-related municipal infrastructure improved	5.1.1 Number of facilities rehabilitated and operational
	5.1.2 Number of facilities constructed, including for water, wastewater and solid waste
5.2 Improved access to potable water supply for vulnerable populations affected by the Syrian crisis	5.2.1 Number of individuals having access to safe water
	5.2.2 Water quality respects standards for potable water
	5.2.3 Number of beneficiaries who have experienced a hygiene promotion session
5.3 Volume of local storage capacity increased	5.3.1 Number of households connected 5.3.1.1 Mt of transmission and distribution lines installed
	5.3.2 Number of pumping stations constructed

6. PROTECTION

RESULTS	INDICATORS
6.1 Self-development and wellbeing of marginalized children and adults are enhanced	6.1.1 Number of refugees and DOM community members receiving specialised treatment in the area of mental health and psychosocial support*
	6.1.2 Number of cases referred for specialized services
	6.1.3 Number of children who are survivors or at risk receiving specialized child protection support
	6.1.4 Number of individuals trained on Child Protection and Gender-Based Violence
	6.1.5 Number of children and youth enrolled in life skills programmes
6.2 Improved access to safe land and infrastructure in rural and urban areas	6.2.1 Mine clearance actions
	6.2.2 Number of policy support/national regulations on mine survey
	6.2.3 Number of mine accidents in cleared sites
	6.2.4 Number of villages where services have been restored and people have returned following clearance (e.g. health, education, electricity, etc...)
	6.2.5 Men women and children who receive Risk Education
6.3 Strengthened programming and advocacy initiatives in support to Syrian refugees, at country and regional level	6.3.1 Number of articles and press releases published in European media
	6.3.2 Number of individuals reached with outreach, information campaigns and awareness sessions
	6.3.3 Number of advocacy initiatives supported at the regional level
	6.3.4 Number of capacity building and partnership initiatives supported at regional level to scale up Children Affected by Armed Conflicts (CAAC) programming

5.2. Annex II: Progress Statistics for All KPIs

	Target Value	Current Value	Progress	Traffic
EGYPT	130,555	484	0%	1
BASIC EDUCATION	-	25		
Beneficiary	-	25		
Access to inclusive quality education Services for refugees and host communities promoted	-	25		
Number of educational personnel, including teachers, volunteers and administrative staff trained	-	25		
HEALTH	126,000	-	0%	1
Beneficiary	126,000	-	0%	1
Basic medical services are available for Syrian refugees, migrants, and asylum seekers at the transit sites and m	90,000	-	0%	1
Number of primary health care consultations conducted with refugees and host communities	90,000	-	0%	1
Strengthened capacity of concerned local actors to deliver general primary and secondary health care services	36,000	-	0%	1
Number of people reached through health education activities	36,000	-	0%	1
HIGHER EDUCATION	4,555	459	10%	1
Beneficiary	4,486	444	10%	1
Participation and equal access to higher education opportunities for vulnerable youth, adolescents and adults in	4,486	444	10%	1
Number of Syrian refugee students receiving higher education scholarship	46	26	57%	2
Number of Syrian refugees and host communities participating in employability, vocational and entrepreneurial skills training program	3,240	135	4%	1
Number of youth, adolescents and adults accessing higher education	1,200	283	24%	1
Service	69	15	22%	1
Interventions in the higher and further education sector related to the Syrian crisis are better coordinated throug	23	15	65%	2
Number of communication tools, including dissemination plan and promotional campaigns implemented	5	2	40%	1
Number of eligible HE programmes identified	-	7		
Number of HE projects financed through CFP	12	4	33%	1
Number of national stakeholder dialogues on HE having taken place	4	1	25%	1
Number of partner institutions (universities / language centres) committed to the Higher Education programme for refugees	2	1	50%	2
Participation and equal access to higher education opportunities for vulnerable youth, adolescents and adults in	46	-	0%	1
Number of HE certificates awarded	46	-	0%	1

IRAQ/KGR	176,943	451,103	255%	3
BASIC EDUCATION	280	270	96%	3
Beneficiary	265	270	102%	3
Access of Refugee Children and Youth to Equitable Formal and Non-Formal Education Programmes Increased	265	270	102%	3
Number of Syrian refugee students receiving transportation services	265	270	102%	3
Service	15	-	0%	1
Access to inclusive quality education Services for refugees and host communities promoted	15	-	0%	1
Number of existing schools upgraded in standards and equipped	15	-	0%	1
HEALTH	23,725	189,300	798%	3
Beneficiary	23,527	188,958	803%	3
Basic medical services are available for Syrian refugees, migrants, and asylum seekers at the transit sites and m	-	153,594		
Number of primary health care consultations conducted with refugees and host communities	-	153,594		
Increased capacity of maternity and paediatric hospitals to cope with additional daily load and patient services	81	60	74%	2
Number of Primary Health Care Centers refurbished or equipped	81	60	74%	2
Reinforced mother and child health services in selected health centers	-	34,214		
Number of cases treated in emergency services	-	34,214		
Strengthened capacity of concerned local actors to deliver general primary and secondary health care services	23,446	1,090	5%	1
Number of people reached through health education activities	22,642	-	0%	1
Number of professional staff trained in primary, secondary and tertiary health care services	804	1,090	136%	3
Service	198	342	173%	3
Basic medical services are available for Syrian refugees, migrants, and asylum seekers at the transit sites and m	95	49	52%	2
Number of existing hospital facilities rehabilitated or upgraded in standards	95	49	52%	2
Increased capacity of maternity and paediatric hospitals to cope with additional daily load and patient services	53	20	38%	1
Number of dedicated operating theatres built	3	2	67%	2
Number of Primary Health Care Centers refurbished or equipped	50	18	36%	1
Reinforced mother and child health services in selected health centers	50	273	546%	3
Number of beds increased in targeted paediatric hospitals	50	273	546%	3

HIGHER EDUCATION	1,151	983	85%	3
Beneficiary	833	968	116%	3
Participation and equal access to higher education opportunities for vulnerable youth, adolescents and adults in	833	968	116%	3
Number of Syrian refugee students receiving higher education scholarship	298	428	144%	3
Number of youth and adolescents accessing vocational training	15	15	100%	3
Number of youth, adolescents and adults accessing higher education	520	525	101%	3
Service	318	15	5%	1
Interventions in the higher and further education sector related to the Syrian crisis are better coordinated through	20	9	45%	1
Number of communication tools, including dissemination plan and promotional campaigns implemented	6	4	67%	2
Number of eligible HE programmes identified	-	2		
Number of HE projects financed through CFP	10	2	20%	1
Number of national stakeholder dialogues on HE having taken place	4	1	25%	1
Participation and equal access to higher education opportunities for vulnerable youth, adolescents and adults in	298	6	2%	1
Number of HE certificates awarded	298	6	2%	1
LOCAL DEVELOPMENT	4,921	44	1%	1
Beneficiary	4,770	-	0%	1
Economic growth potential and resilience of the local economy hosting target groups enhanced	700	-	0%	1
Number of Vulnerable community members reporting increased access to income generating opportunities	700	-	0%	1
Employability prospects of Syrian refugees and host communities improved	4,070	-	0%	1
Number of men, women and youths benefitting from rapid employment schemes	770	-	0%	1
Number of Syrian refugees and host communities participating in employability, vocational and entrepreneurial skills training program	3,300	-	0%	1
(blank)	-	-		
(blank)	-	-		
Service	151	44	29%	1
Economic growth potential and resilience of the local economy hosting target groups enhanced	100	-	0%	1
Number of MSMEs identified and trained	100	-	0%	1

Local and national systems and service delivery capacities in target areas strengthened	51	44	86%	3
Number of community support projects implemented	36	34	94%	3
Number of dialogue tables and working groups held and attended by community, private sector and government stakeholders	8	10	125%	3
Number of municipalities benefiting from improved infrastructure and services	7	-	0%	1
PROTECTION	133,866	260,506	195%	3
Beneficiary	133,819	260,506	195%	3
Improved access to safe land and infrastructure in rural and urban areas	132,819	260,506	196%	3
Mine clearance actions	86,215	54,442	63%	2
Risk education (RE) sessions delivered to raise awareness of contamination threats within conflict affected communities and amongst	46,604	206,064	442%	3
Self-development and wellbeing of marginalized children and adults are enhanced	-	-	-	-
Number of children and youth enrolled in life skills programmes	-	-	-	-
Strengthened programming and advocacy initiatives in support to Syrian refugees, at country and regional level	1,000	-	0%	1
Number of individuals reached with outreach, information campaigns and awareness sessions	1,000	-	0%	1
Service	47	-	0%	1
Strengthened programming and advocacy initiatives in support to Syrian refugees, at country and regional level	7	-	0%	1
Number of advocacy initiatives supported at the regional level	7	-	0%	1
(blank)	40	-	0%	1
(blank)	40	-	0%	1
WASH	13,000	-	0%	1
Beneficiary	13,000	-	0%	1
Improved access to potable water supply for vulnerable populations affected by the Syrian crisis	13,000	-	0%	1
Number of individuals having access to safe water	13,000	-	0%	1

JORDAN	311,986	90,834	29%	1
BASIC EDUCATION	23,014	21,440	93%	3
Beneficiary	21,785	21,414	98%	3
Access of Refugee Children and Youth to Equitable Formal and Non-Formal Education Programmes Increased	21,500	21,210	99%	3
Number of children benefitting from learning support program, including remedial and homework support	5,700	1,179	21%	1
Number of children receiving school supplied	4,500	-	0%	1
Number of girls and boys out of school provided with unconditional cash assistance as incentive for attendance in education services	4,500	10,622	236%	3
Number of persons attending NFE as well as back-up classes and catch-up classes	6,000	9,409	157%	3
Number of Syrian refugee students receiving transportation services	800	-	0%	1
Access to inclusive quality education Services for refugees and host communities promoted	285	204	72%	2
Number of educational personnel, including teachers, volunteers and administrative staff trained	285	204	72%	2
Service	1,215	26	2%	1
Access to inclusive quality education Services for refugees and host communities promoted	1,215	26	2%	1
Number of educational infrastructure accessible to refugee students and host communities with disabilities funded	25	-	0%	1
Number of existing schools upgraded in standards and equipped	1,165	-	0%	1
Percentage of key-implementation steps related to construction works completed	25	26	104%	3
(blank)	14	-	0%	1
Number of existing schools upgraded in standards and equipped	14	-	0%	1
Number of existing schools upgraded in standards and equipped	14	-	0%	1
HEALTH	27,320	9,802	36%	1
Beneficiary	27,320	9,802	36%	1
Basic medical services are available for Syrian refugees, migrants, and asylum seekers at the transit sites and m	60	-	0%	1
Number of professional staff trained in primary, secondary and tertiary health care services	60	-	0%	1
Strengthened capacity of concerned local actors to deliver general primary and secondary health care services	27,260	9,802	36%	1
Number of people reached through health education activities	27,260	9,802	36%	1

HIGHER EDUCATION	4,056	2,158	53%	2
Beneficiary	4,011	2,123	53%	2
Participation and equal access to higher education opportunities for vulnerable youth, adolescents and adults in	4,011	2,123	53%	2
Number of Syrian refugee students receiving higher education scholarship	66	59	89%	3
Number of Syrian refugees and host communities participating in employability, vocational and entrepreneurial skills training program	325	-	0%	1
Number of youth, adolescents and adults accessing higher education	3,620	2,064	57%	2
Service	45	35	78%	3
Interventions in the higher and further education sector related to the Syrian crisis are better coordinated through	26	35	135%	3
Number of communication tools, including dissemination plan and promotional campaigns implemented	1	1	100%	3
Number of eligible HE programmes identified	-	22		
Number of HE projects financed through CfP	18	8	44%	1
Number of national stakeholder dialogues on HE having taken place	4	1	25%	1
Number of partner institutions (universities / language centres) committed to the Higher Education programme for refugees	3	3	100%	3
Participation and equal access to higher education opportunities for vulnerable youth, adolescents and adults in	19	-	0%	1
Number of HE certificates awarded	19	-	0%	1
LOCAL DEVELOPMENT	162,595	39,101	24%	1
Beneficiary	162,104	38,688	24%	1
Economic growth potential and resilience of the local economy hosting target groups enhanced	28,254	32,224	114%	3
Cash Assistance	13,777	16,067	117%	3
Number of Individuals and families received cash assistance	14,177	16,157	114%	3
Number of Vulnerable community members reporting increased access to income generating opportunities	300	-	0%	1
Employability prospects of Syrian refugees and host communities improved	67,340	4,499	7%	1
Number of employment days generated through economic infrastructure and service delivery projects	3,000	1,830	61%	2
Number of men, women and youths benefitting from rapid employment schemes	1,500	-	0%	1
Number of Syrian refugees and host communities participating in employability, vocational and entrepreneurial skills training program	7,100	2,669	38%	1
Number of Vulnerable community members reporting increased access to income generating opportunities	240	-	0%	1
Number of workmen days created for women, men and youths	55,500	-	0%	1

Local and national systems and service delivery capacities in target areas strengthened	11,510	10	0%	1
Number of active community centres in target areas	10	10	100%	3
Number of community members involved in social cohesion activities	11,000	-	0%	1
Number of refugees and community members involved in assessment, planning and implementation of community development projects	500	-	0%	1
Social tensions between refugees and local populations in host communities decreased	55,000	1,955	4%	1
Number of young Syrian refugees and host communities participating in extracurricular cultural and sports activities	-	1,955		
Number of young Syrian refugees and host community benefiting from peer information and outreach activities, including provided by community members	52,400	-	0%	1
Number of youth, boys and girls directly participating or benefitting indirectly from peace building activities.	2,600	-	0%	1
Service	491	413	84%	3
Economic growth potential and resilience of the local economy hosting target groups enhanced	350	326	93%	3
Number of MSMEs identified and trained	350	326	93%	3
Local and national systems and service delivery capacities in target areas strengthened	141	87	62%	2
Number of community support projects implemented	38	-	0%	1
Number of dialogue tables and working groups held and attended by community, private sector and government stakeholders	80	75	94%	3
Number of municipalities benefiting from improved infrastructure and services	19	-	0%	1
Number of policy recommendation for support to farmer/entrepreneur investment	4	12	300%	3
PROTECTION	35,102	17,809	51%	2
Beneficiary	35,034	17,805	51%	2
Improved access to safe land and infrastructure in rural and urban areas	2,400	-	0%	1
Number of individuals trained on Child Protection and Gender-Based Violence	2,400	-	0%	1
Self-development and wellbeing of marginalized children and adults are enhanced	29,634	13,300	45%	1
Number of children and youth enrolled in life skills programmes	3,500	3,800	109%	3
Number of individuals attended Psychosocial sensitization or group sessions	-	-		
Number of individuals trained on Child Protection and Gender-Based Violence	134	-	0%	1
Number of refugees and DOM community members receiving specialised treatment in the area of mental health and psychosocial support	21,500	-	0%	1
Number of vulnerable girls and boys reached with psychosocial support services	4,500	9,500	211%	3

Strengthened programming and advocacy initiatives in support to Syrian refugees, at country and regional level	3,000	4,505	150%	3
Number of individuals reached with outreach, information campaigns and awareness sessions	3,000	4,505	150%	3
Service	68	4	6%	1
Self-development and wellbeing of marginalized children and adults are enhanced	60	-	0%	1
Number of cases referred for specialized services	60	-	0%	1
Strengthened programming and advocacy initiatives in support to Syrian refugees, at country and regional level	8	4	50%	2
Number of advocacy initiatives supported at the regional level	3	-	0%	1
Number of articles and press releases published in European media	5	4	80%	3
WASH	59,899	524	1%	1
Beneficiary	59,800	524	1%	1
Improved access to potable water supply for vulnerable populations affected by the Syrian crisis	59,800	524	1%	1
Number of beneficiaries who have experienced a hygiene promotion session	52,800	-	0%	1
Number of HHs Connected	7,000	524	7%	1
Number of individuals having access to safe water	-	-		
Service	99	-	0%	1
Improved access to potable water supply for vulnerable populations affected by the Syrian crisis	21	-	0%	1
Number of beneficiaries who have experienced a hygiene promotion session	21	-	0%	1
Volume of local storage capacity increased	61	-	0%	1
Mt of transmission and distribution lines installed	61	-	0%	1
WASH-related municipal infrastructure improved	17	-	0%	1
Number of facilities rehabilitated and operational	17	-	0%	1

LEBANON	1,619,162	501,321	31%	1
BASIC EDUCATION	149,790	140,911	94%	3
Beneficiary	149,737	140,896	94%	3
Access of Refugee Children and Youth to Equitable Formal and Non-Formal Education Programmes Increased	149,186	140,188	94%	3
Number of boys and girls whose registration fees for public formal education are subsidized, school year 2016/2017	89,351	91,324	102%	3
Number of children and adolescents referred to formal education including through the back to school campaign	9,160	1,213	13%	1
Number of children benefitting from learning support program, including remedial and homework support	19,775	15,980	81%	3
Number of persons attending NFE as well as back-up classes and catch-up classes	19,299	20,771	108%	3
Number of Syrian refugee students receiving transportation services	11,601	10,900	94%	3
Access to inclusive quality education Services for refugees and host communities promoted	551	708	128%	3
Number of educational personnel, including teachers, volunteers and administrative staff trained	551	708	128%	3
Service	53	15	28%	1
Access to inclusive quality education Services for refugees and host communities promoted	53	15	28%	1
Number of Educational facilities constructed, renovated or rehabilitated	15	11	73%	2
Number of educational infrastructure accessible to refugee students and host communities with disabilities funded	15	-	0%	1
Number of existing schools upgraded in standards and equipped	15	-	0%	1
Number of new educational facilities constructed or rehabilitated	8	4	50%	2
HEALTH	887,677	212,250	24%	1
Beneficiary	887,677	212,250	24%	1
Basic medical services are available for Syrian refugees, migrants, and asylum seekers at the transit sites and m	746,908	177,954	24%	1
Number of existing hospital facilities rehabilitated or upgraded in standards	48	-	0%	1
Number of primary health care consultations conducted with refugees and host communities	335,326	88,015	26%	1
Number of professional staff trained in primary, secondary and tertiary health care services	70,000	34,715	50%	1
Number of Vulnerable beneficiaries provided with medical examinations and essential medicines	341,534	55,224	16%	1
Increased capacity of maternity and paediatric hospitals to cope with additional daily load and patient services	366	57	16%	1
Number of professional staff trained in primary, secondary and tertiary health care services	366	57	16%	1

Reinforced mother and child health services in selected health centers	63,249	22,270	35%	1
Number of people reached through health education activities	9,600	1,270	13%	1
Number of pregnant women receiving 4 or more antenatal consultations	20,723	6,882	33%	1
Number of vaccination visits for children under 5 years	30,447	13,251	44%	1
Number of women attending at least one postnatal care visit at the supported health facilities	2,479	867	35%	1
Strengthened capacity of concerned local actors to deliver general primary and secondary health care services	77,154	11,969	16%	1
Number of people reached through health education activities	77,059	11,969	16%	1
Number of professional staff trained in primary, secondary and tertiary health care services	95	-	0%	1
HIGHER EDUCATION	4,255	2,592	61%	2
Beneficiary	3,540	2,471	70%	2
Participation and equal access to higher education opportunities for vulnerable youth, adolescents and adults in	3,540	2,471	70%	2
Number of Syrian refugee students receiving higher education scholarship	710	846	119%	3
Number of youth and adolescents accessing vocational training	212	302	142%	3
Number of youth, adolescents and adults accessing higher education	2,618	1,323	51%	2
Service	715	121	17%	1
Interventions in the higher and further education sector related to the Syrian crisis are better coordinated through	28	72	257%	3
Number of communication tools, including dissemination plan and promotional campaigns implemented	7	4	57%	2
Number of eligible HE programmes identified	-	64		
Number of HE projects financed through CfP	14	2	14%	1
Number of national stakeholder dialogues on HE having taken place	4	1	25%	1
Number of partner institutions (universities / language centres) committed to the Higher Education programme for refugees	3	1	33%	1
Participation and equal access to higher education opportunities for vulnerable youth, adolescents and adults in	687	49	7%	1
Number of HE certificates awarded	687	49	7%	1

LOCAL DEVELOPMENT	310,871	51,883	17%	1
Beneficiary	310,435	51,546	17%	1
Economic growth potential and resilience of the local economy hosting target groups enhanced	161,500	31,500	20%	1
Number of Individuals and families received cash assistance	31,500	31,500	100%	3
Number of municipalities benefiting from improved infrastructure and services	130,000	-	0%	1
Employability prospects of Syrian refugees and host communities improved	6,500	3,904	60%	2
Number of employment days generated through economic infrastructure and service delivery projects	1,800	2,390	133%	3
Number of men, women and youths benefitting from rapid employment schemes	1,500	-	0%	1
Number of Syrian refugees and host communities participating in employability, vocational and entrepreneurial skills training program	3,200	1,514	47%	1
Local and national systems and service delivery capacities in target areas strengthened	31,553	3,013	10%	1
Number of dialogue tables and working groups held and attended by community, private sector and government stakeholders	8	9	113%	3
Number of direct beneficiaries targeted by community development projects	31,545	3,004	10%	1
Social tensions between refugees and local populations in host communities decreased	100,480	8,929	9%	1
Number of young Syrian refugees and host communities participating in extracurricular cultural and sports activities	20,700	7,067	34%	1
Number of young Syrian refugees and host community benefiting from peer information and outreach activities, including provided by	60,000	-	0%	1
Number of youth, boys and girls directly participating or benefitting indirectly from peace building activities.	19,780	1,862	9%	1
Strengthened programming and advocacy initiatives in support to Syrian refugees, at country and regional level	10,402	4,200	40%	1
Number of children benefitting from recreational activities	10,402	4,200	40%	1
Service	436	337	77%	3
Economic growth potential and resilience of the local economy hosting target groups enhanced	313	317	101%	3
Number of MSMEs identified and trained	300	317	106%	3
Number of municipalities benefiting from improved infrastructure and services	13	-	0%	1

Local and national systems and service delivery capacities in target areas strengthened	123	20	16%	1
Number of active community centres in target areas	8	3	38%	1
Number of community support projects implemented	68	-	0%	1
Number of dialogue tables and working groups held and attended by community, private sector and government stakeholders	5	8	160%	3
Number of facilities and organisations capacitated to provide social cohesion activities	4	-	0%	1
Number of municipalities benefiting from improved infrastructure and services	34	-	0%	1
Number of policy recommendation for support to farmer/entrepreneur investment	4	9	225%	3
PROTECTION	71,427	90,445	127%	3
Beneficiary	71,295	90,442	127%	3
Self-development and wellbeing of marginalized children and adults are enhanced	17,795	11,950	67%	2
Number of children and youth enrolled in life skills programmes	-	-		
Number of children who are survivors or at risk receiving specialized child protection support	550		0%	1
Number of girls and women accessing safe spaces	7,200	11,344	158%	3
Number of individuals attended Psychosocial sensitization or group sessions	2,000	499	25%	1
Number of individuals trained on Child Protection and Gender-Based Violence	3,985	107	3%	1
Number of refugees and DOM community members receiving specialised treatment in the area of mental health and psychosocial sup	4,060	-	0%	1
Strengthened programming and advocacy initiatives in support to Syrian refugees, at country and regional level	53,500	78,492	147%	3
Number of individuals reached with outreach, information campaigns and awareness sessions	53,500	78,492	147%	3
Service	132	3	2%	1
Self-development and wellbeing of marginalized children and adults are enhanced	100	-	0%	1
Number of cases referred for specialized services	100	-	0%	1
Strengthened programming and advocacy initiatives in support to Syrian refugees, at country and regional level	32	3	9%	1
Number of advocacy initiatives supported at the regional level	27	2	7%	1
Number of articles and press releases published in European media	5	1	20%	1



WASH	195,142	3,240	2%	1
Beneficiary	156,440	3,239	2%	1
Improved access to potable water supply for vulnerable populations affected by the Syrian crisis	156,440	3,239	2%	1
Number of beneficiaries who have experienced a hygiene promotion session	63,440	-	0%	1
Number of individuals having access to safe water	85,000	-	0%	1
Number of individuals reached with outreach, information campaigns and awareness sessions	8,000	3,239	40%	1
Service	38,702	1	0%	1
Volume of local storage capacity increased	38,600	-	0%	1
Mt of transmission and distribution lines installed	38,600	-	0%	1
WASH-related municipal infrastructure improved	102	1	1%	1
Number of facilities constructed	14	-	0%	1
Number of facilities rehabilitated and operational	88	1	1%	1

SYRIA	5,029	1,652	33%	1
BASIC EDUCATION	1,024	222	22%	1
Beneficiary	1,024	222	22%	1
Access of Refugee Children and Youth to Equitable Formal and Non-Formal Education Programmes Increased	1,000	222	22%	1
Number of Syrian refugee students receiving transportation services	1,000	222	22%	1
Access to inclusive quality education Services for refugees and host communities promoted	24	-	0%	1
Number of educational personnel, including teachers, volunteers and administrative staff trained	24	-	0%	1
HIGHER EDUCATION	4,005	1,430	36%	1
Beneficiary	4,000	1,428	36%	1
Participation and equal access to higher education opportunities for vulnerable youth, adolescents and adults in	4,000	1,428	36%	1
Number of HE certificates awarded	1,000	138	14%	1
Number of Syrian refugee students receiving higher education scholarship	1,000	534	53%	2
Number of youth and adolescents accessing vocational training	750	270	36%	1
Number of youth, adolescents and adults accessing higher education	1,250	486	39%	1
Service	5	2	40%	1
Interventions in the higher and further education sector related to the Syrian crisis are better coordinated through	5	2	40%	1
Number of communication tools, including dissemination plan and promotional campaigns implemented	5	2	40%	1

TURKEY	372,541	311,888	84%	3
BASIC EDUCATION	79,562	93,522	118%	3
Beneficiary	79,480	93,522	118%	3
Access of Refugee Children and Youth to Equitable Formal and Non-Formal Education Programmes Increased	70,700	84,143	119%	3
Number of children attending foreign language courses	5,416	4,691	87%	3
Number of children receiving school supplied	60,000	76,000	127%	3
Number of persons attending NFE as well as back-up classes and catch-up classes	1,800	-	0%	1
Number of Syrian refugee students receiving transportation services	484	390	81%	3
Number of Turkish and Syrian young children attending early childhood education (ECE) programmes	3,000	3,062	102%	3
Access to inclusive quality education Services for refugees and host communities promoted	8,780	9,379	107%	3
Number of educational personnel, including teachers, volunteers and administrative staff trained	8,780	9,379	107%	3
Service	82	-	0%	1
Access to inclusive quality education Services for refugees and host communities promoted	82	-	0%	1
Number of educational infrastructure accessible to refugee students and host communities with disabilities funded	15	-	0%	1
Number of existing schools upgraded in standards and equipped	15	-	0%	1
Number of new educational facilities constructed or rehabilitated	52	-	0%	1
HEALTH	45,000	13,010	29%	1
Beneficiary	45,000	13,010	29%	1
Strengthened capacity of concerned local actors to deliver general primary and secondary health care services	45,000	13,010	29%	1
Number of people reached through health education activities	45,000	13,010	29%	1
HIGHER EDUCATION	13,551	6,850	51%	2
Beneficiary	12,920	6,797	53%	2
Participation and equal access to higher education opportunities for vulnerable youth, adolescents and adults in	12,920	6,797	53%	2
Number of Syrian refugee students receiving higher education scholarship	952	884	93%	3
Number of youth and adolescents accessing vocational training	9,000	4,582	51%	2
Number of youth, adolescents and adults accessing higher education	2,968	1,331	45%	1

Service	631	53	8%	1
Interventions in the higher and further education sector related to the Syrian crisis are better coordinated through	33	48	145%	3
Number of communication tools, including dissemination plan and promotional campaigns implemented	6	2	33%	1
Number of eligible HE programmes identified	-	22		
Number of HE projects financed through CfP	18	20	111%	3
Number of national stakeholder dialogues on HE having taken place	4	-	0%	1
Number of partner institutions (universities / language centres) committed to the Higher Education programme for refugees	5	4	80%	3
Participation and equal access to higher education opportunities for vulnerable youth, adolescents and adults in	598	5	1%	1
Number of HE certificates awarded	598	5	1%	1
LOCAL DEVELOPMENT	77,428	66,788	86%	3
Beneficiary	77,410	66,779	86%	3
Employability prospects of Syrian refugees and host communities improved	36,700	-	0%	1
Number of Syrian refugees and host communities participating in employability, vocational and entrepreneurial skills training programme	36,700	-	0%	1
Social tensions between refugees and local populations in host communities decreased	40,710	66,779	164%	3
Number of young Syrian refugees and host communities participating in extracurricular cultural and sports activities	20,010	-	0%	1
Number of young Syrian refugees and host community benefiting from peer information and outreach activities, including provided by	20,700	66,779	323%	3
Service	18	9	50%	2
Local and national systems and service delivery capacities in target areas strengthened	18	9	50%	2
Number of facilities and organisations capacitated to provide social cohesion activities	18	9	50%	2
PROTECTION	112,000	121,423	108%	3
Beneficiary	112,000	121,423	108%	3
Self-development and wellbeing of marginalized children and adults are enhanced	77,600	91,066	117%	3
Number of individuals attended Psychosocial sensitization or group sessions	36,600	32,324	88%	3
Number of individuals trained on Child Protection and Gender-Based Violence	700	814	116%	3
Number of refugees and DOM community members receiving specialised treatment in the area of mental health and psychosocial sup	40,300	57,928	144%	3
Strengthened programming and advocacy initiatives in support to Syrian refugees, at country and regional level	34,400	30,357	88%	3
Number of individuals reached with outreach, information campaigns and awareness sessions	34,400	30,357	88%	3



WASH	45,000	10,295	23%	1
Beneficiary	45,000	10,295	23%	1
Improved access to potable water supply for vulnerable populations affected by the Syrian crisis	45,000	10,295	23%	1
Number of beneficiaries who have experienced a hygiene promotion session	45,000	10,295	23%	1
WESTERN BALKANS	13,762	25,587	186%	3
BASIC EDUCATION	-	-		
Beneficiary	-	-		
Access of Refugee Children and Youth to Equitable Formal and Non-Formal Education Programmes Increased	-	-		
Number of refugee and host community children attending early childhood education	-	-		
HEALTH	6,671	18,543	278%	3
Beneficiary	6,660	18,543	278%	3
Basic medical services are available for Syrian refugees, migrants, and asylum seekers at the transit sites and m	6,600	18,543	281%	3
Number of primary health care consultations conducted with refugees and host communities	-	-		
Number of Vulnerable beneficiaries provided with medical examinations and essential medicines	6,600	18,543	281%	3
Strengthened capacity of concerned local actors to deliver general primary and secondary health care services	60	-	0%	1
Number of professional staff trained in primary, secondary and tertiary health care services	60	-	0%	1
Service	11	-	0%	1
Basic medical services are available for Syrian refugees, migrants, and asylum seekers at the transit sites and m	6	-	0%	1
Number of mobile clinics and ambulances procured	6	-	0%	1
Strengthened capacity of concerned local actors to deliver general primary and secondary health care services	5	-	0%	1
Number of health projects	5	-	0%	1



PROTECTION	7,084	6,074	86%	3
Beneficiary	500	-	0%	1
Improved access to potable water supply for vulnerable populations affected by the Syrian crisis	500	-	0%	1
Number of accommodation centers created/reconstructed/renovated	500	-	0%	1
Service	6,584	6,074	92%	3
Improved access to potable water supply for vulnerable populations affected by the Syrian crisis	6,577	6,072	92%	3
Number of accommodation centers created/reconstructed/renovated	6,577	6,072	92%	3
Self-development and wellbeing of marginalized children and adults are enhanced	7	2	29%	1
Percent of accommodation places in asylum/transit centres functional functional	7	2	29%	1
WASH	7	970	13857%	3
Service	7	970	13857%	3
WASH-related municipal infrastructure improved	7	970	13857%	3
Number of facilities rehabilitated and operational	7	970	13857%	3
Grand Total	2,629,978	1,382,869	53%	2