

This project is
funded by The
European Union



A project
implemented
by Particip
Consortium



EU REGIONAL TRUST FUND IN RESPONSE TO THE SYRIAN CRISIS

9th Results Report

Special edition with COVID-19 results





TABLE OF CONTENTS

1. THE EU REGIONAL TRUST FUND IN RESPONSE TO THE SYRIAN CRISIS AND ITS CONTEXT	1
1.1 ▪ Context	3
1.2 ▪ The Trust Fund to date	7
2. THE EU REGIONAL TRUST FUND IN RESPONSE TO THE SYRIAN CRISIS: PROGRAMMING AND RESULTS FRAMEWORK	9
2.1 ▪ Overall Intervention Logic	11
2.2 ▪ Results Framework	13
3. METHODOLOGY	16
4. FINDINGS	29
4.1 ▪ The Trust Fund: General results	31
4.2 ▪ Sector briefs	35
4.2.1 ▪ Overall results	35
4.2.2 ▪ Progress by Key Performance Indicators	38
4.2.3 ▪ Access to Basic Education	41
4.2.4 ▪ Access to Higher and Further Education	49
4.2.5 ▪ Livelihoods	55



4.2.6	▪ Access to Health Services	61
4.2.7	▪ Access to Water and Sanitation Services	67
4.2.8	▪ Protection	73
4.2.9	▪ Social Cohesion	79
4.2.10	▪ COVID-19 specific results	87
4.2.11	▪ On advocacy and development alliances	91
4.3	▪ Country briefs	95
4.3.1	▪ Overall results	95
4.3.2	▪ Lebanon	97
4.3.3	▪ Jordan	103
4.3.4	▪ Iraq	109
4.3.5	▪ Turkey	115
4.3.6	▪ Other countries	121

5. ANNEXES 135

5.1	▪ List of the Trust Fund projects	136
5.2	▪ The Trust Fund Results Framework in relation to DEVCO's results framework and SDGs	144
5.3	▪ Detailed Trust Fund results by all Key Performance Indicators (9Th Results Report)	149
5.4	▪ COVID-19 related indicators	153
5.5	▪ List of Trust Fund projects informing COVID-19 specific results	156



LIST OF ACRONYMS

ACF	Action Against Hunger	DAAD	German Academic Exchange Service
ACTED	Agency for Technical Cooperation and Development	DRC	Danish Red Cross
AECID	Agencia Española de Cooperación Internacional para el Desarrollo	EBRD	European Bank for Reconstruction and Development
AFD	Agence Française de Développement	EC	European Commission
AICS	Italian Agency for Development Cooperation	EFI	Euromed Feminist Initiative
AISPO	Associazione Italiana per la Solidarietà tra i Popoli	EIB	European Investment Bank
ASAM	Association for Solidarity with Asylum Seekers and Migrants	ESCWA	UN Economic and Social Commission for Western Asia
ARC	Austrian Red Cross	EU	European Union
AVSI	Association of Volunteers in International Service	EUTF Syria	Regional EU Trust Fund
BA	Bachelor	EUR	Euro
BAP	Bottlenecks Alleviation Measures	GIZ	Deutsche Gesellschaft für Internationale Zusammenarbeit
BTTF	Back to the Future	GJU	German Jordanian University
CISP	Comitato Internazionale per lo Sviluppo dei Popoli	GVC	Gruppo di Volontariato Civile
CHW	Community Health Workers	HE	Higher Education
CSO	Civil Society Organization	HHC	Jordanian Health Council
C&V	Communication and Visibility	IDPs	Internally Displaced Persons
		ILO	International Labour Organisation



IMC	International Medical Corps
IOM	International Organization for Migration
IP	Implementing Partner
IT COOP	Italian Cooperation
IT	Information technology
JUST	Jordan University of Science and Technology
KFW	Kreditanstalt für Wiederaufbau
KPI	Key Performance Indicator
KRG	Kurdistan Regional Government
KRI	Kurdistan Region of Iraq
LRC	Lebanese Red Cross
LPSP	Long Term Primary Health Care Subsidisation Protocol
LTUC	Luminus Technical University College
MA	Master
MAG	Mines Advisory Group
MoA	Ministry of Agriculture (Lebanon)
MoH	Ministry of Health (Jordan)
M&E	Monitoring & Evaluation
MoE	Ministry of Education (Jordan)
MEHE	Ministry of Education and Higher Education (Lebanon)
MoHE	Ministry of Higher Education (Jordan)

MHPSS	Mental Health and Psychosocial Support
MoLA	Ministry of Local Administration (Jordan)
MoLEVSA	Ministry of Labour, Employment, Veteran and Social Affairs (Serbia)
MoLSA	Ministry of Social Affairs (Lebanon)
MoPH	Ministry of Public Health (Lebanon)
MSME	Micro, Small and Medium Enterprises
NFE	Non-Formal Education
NTFP	National Poverty Targeting Programme
NGO	Non-Governmental Organisation
NRC	Norwegian Refugee Council
PHCC	Primary Health Care Cent
PHD	Doctor in Philosophy
PPE	Personal Protective Equipment
QIN	Quarterly Information Note
RDPP II	Regional Development and Protection programme II
RACE	Reaching all Children with Educatio
REBAHS II	Reducing Economic Barriers to Accessing Health Services II
RF	Results Framework

ROM	Results Oriented Monitoring
SDC	Sustainable Development Centres (Lebanon)
SDG	Sustainable Development Goals
SPARK	Entrepreneurship and Education for Post-Conflict Societies
SWE	Solid Waste Management
TDH	Terre des Hommes
TOBB	Union of Chambers and Commodity Exchanges of Turkey
TVET	Technical and Vocational Education and Training
Trust Fund	EU Regional Trust Fund in support to the Syrian crisis
UNDP	United Nations Development Programme
UNESCO	United Nations Educational, Scientific and Cultural Organization
UNICEF	United Nations Children's Fund
UNOPS	United Nations Office for Project Services
UNHCR	United Nations High Commissioner for Refugees
UNRWA	United Nations Relief and Works Agency
UN Women	United Nations Entity for Gender Equality and the Empowerment of Women

TCSP	Teacher Certificate Scholarship Programme
VNG International	International Agency of the Association of Netherlands Municipalities
VPI	Vaccine Preventable diseases and Immunisation
WAI	WASH Alliance International
WASH	Water, Sanitation and Hygiene
WFP	World Food Programme
WHO	World Health Organisation
Wvi	World Vision
YMCA	Young Men's Christian Association
ZU	Zarqa University



1.

THE EU REGIONAL TRUST
FUND IN RESPONSE TO
THE SYRIAN CRISIS AND
ITS CONTEXT



1.

THE EU REGIONAL TRUST FUND IN RESPONSE TO THE SYRIAN CRISIS AND ITS CONTEXT

1.1. Context

The context in Syria continues to be critical, after a decade of displacement and losses. Syria is also facing impact from the economic collapse in Lebanon, the COVID-19 pandemic and the international sanctions.

In March 2021, the Brussels V Conference, chaired by the European Union (EU) and United Nations (UN), reiterated its support for a comprehensive political solution to the Syria conflict in line with UN Security Council Resolution 2254. In September 2021, the UN Special Envoy urged all concerned parties, to push for a political process to end all fighting.

The neighbouring countries, Turkey, Lebanon, Jordan Iraq, and Egypt are also facing the challenges posed by the COVID-19 pandemic. Lebanon, in particular, is experiencing multiple crises -political, financial and economic - that were exacerbated by the Beirut blast. Currently, poverty is affecting three quarters of its population (UN Economic and Social Commission for Western Asia -ESCWA, September 2021). This context continues to affect both Syrian refugees and their host communities, who already live in vulnerable conditions.



The **number of Syrian refugees** registered in neighbouring countries has been stable since 2018, according to United Nations Refugee Agency (UNHCR) figures from September 2021¹. There are still 5.6 million Syrian refugees, in addition to the 6.2 million internally displaced persons (IDPs). The number of self-organised voluntary refugee returns to Syria, has slightly decreased in 2021, reaching a new total of 282,283 people since 2016.

Turkey, Lebanon and Jordan continue to host most of the Syrian refugees:

Turkey, with 3.71 million refugees (66% of total registered refugees), Lebanon, with 851,717 (15%), and Jordan, with 670,637 (12%). Iraq and Egypt also host 4% and 2% of the Syrian refugees respectively, along with refugees from other countries.

Since December 2014, the EU has joined efforts, through the creation of the **Regional Trust Fund in Response to the Syrian Crisis** - hereinafter the Trust Fund – to provide a coherent and reinforced aid response to the Syrian crisis on a regional scale, responding primarily to the needs of refugees from Syria in neighbouring countries, IDPs and the host communities (and administrations), with a particular emphasis on resilience and early recovery.

With its primary focus in Lebanon and Jordan, the Trust Fund has supported a wide range of actions including in Iraq, Turkey, and to a lesser extent, Egypt, the Western Balkans and Armenia.

With the Brussels V Conference on Syria, the European Commission has renewed its commitment to provide political and financial support to the Syrian people and Syria's neighbours; support a political resolution of the Syria conflict and enhance dialogue with civil society and Non-Governmental Organisations (NGOs) active in Syria and in the region.

The Trust Fund underpins the special EU Compacts agreed with Jordan and Lebanon outlining joint efforts to improve the living conditions of Syrian refugees, IDPs and host communities. The Trust Fund has also allocated additional funding as specific COVID-19 response measure, including the so-called '**Corona Package**'. While the Trust Fund has assigned EUR 165.7 million has been assigned for the overall COVID-19 response, the 'Corona Package' has channelled EUR 54.7 million through eight specific health and WASH projects in Jordan and Lebanon.

At overarching level, the Trust Fund continues to coordinate with the traditional EC channels for bilateral cooperation to support hosting countries and their local communities to cope with the economic, social and health related challenges of this 10-year crisis.

To date, of the **EUR 2.3 billion that the Trust Fund** has mobilised so far, including voluntary contributions from 21 Member States, Turkey and the United Kingdom, EUR 2.18 billion has been adopted as Action Documents

and already contracted². In its efforts to mitigate the impact of the Syrian crisis, the Trust Fund has reached 8.4 million people, including refugee, IDP and host community members who benefitted from social and economic support services.

The present 9th Results Report provides a detailed analysis of the sector and country progresses in line with the data reported by all Trust Fund's implementing partners up to June 2021.

→ 1. Data updated at: https://data2.unhcr.org/en/situations/syria_durable_solutions

→ 2. For the updated pledges and commitments, please see: https://ec.europa.eu/trustfund-syria-region/content/state-play_en

1.2. The Trust Fund to date

To date, the Trust Fund has signed 120 contracts with more than 200 implementing partners (Annex 5.1) -107 of those contracts being actions in the field³. The Trust Fund's **budget** is channelled through **different partners**, such as international organisations (48%), Non-Governmental Organisations – NGOs (23%), European agencies and development banks (20%); partner governments of Jordan and Serbia (4%) and international financial institutions (4%).

Interventions are conceived within **seven priority sectors**, each with a separate budget allocation, namely: Education (32% of allocated funds), -which includes

Basic (28%) and Further and Higher Education (5%)-, Livelihoods (26%), Health (14%), WASH (10%), Protection, and Social Cohesion (16%) (Figure 1).

In **geographical terms**, the large majority of the funding has been allocated to countries that host the highest number of Syrian refugees: Lebanon (45%), Jordan (24%) and Turkey (21%). Iraq-based actions receive 7% of the total Trust Fund's budget, while 2% of the overall funding was allocated to the Western Balkans. Additional funds (1%) are directed to projects in other countries, such as Armenia, Egypt and, to a limited extent, Syria (Figure 2).

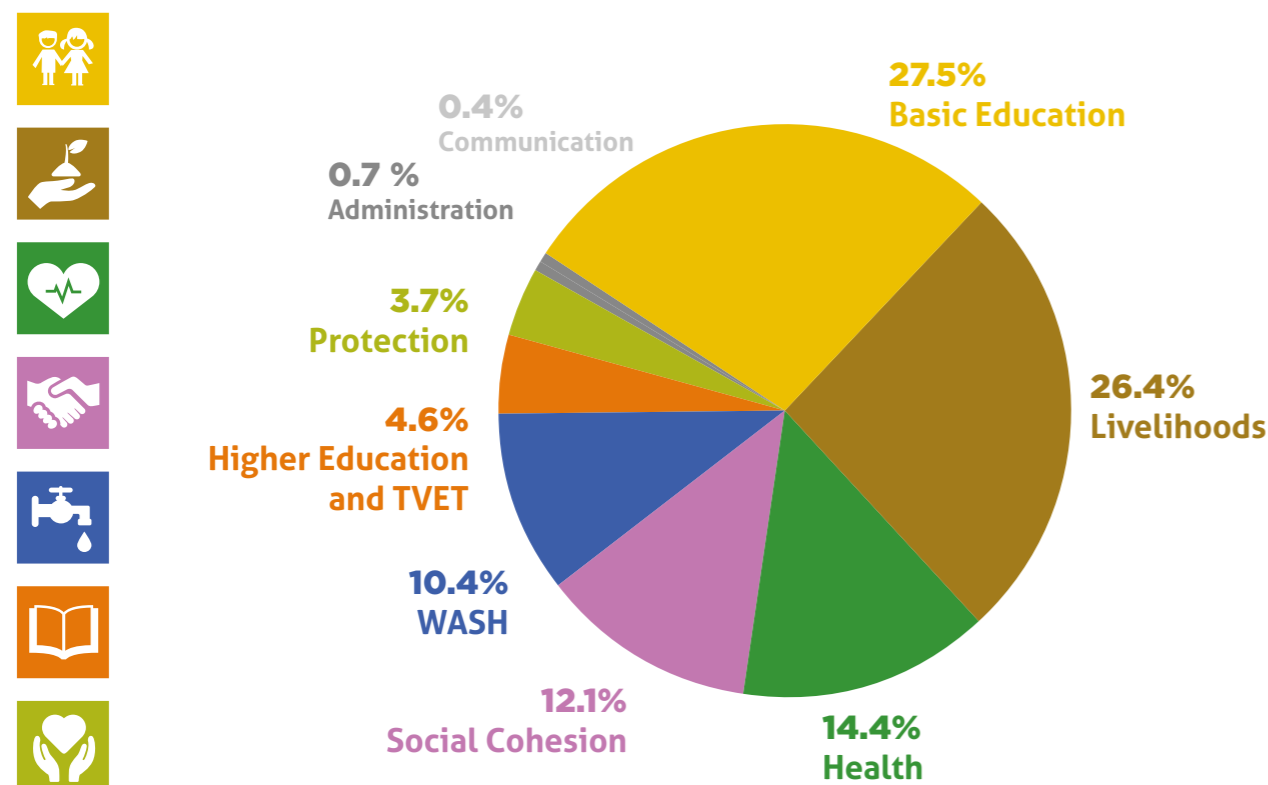


Figure 1: Trust Fund budget per sector (as of 01/10/2021)

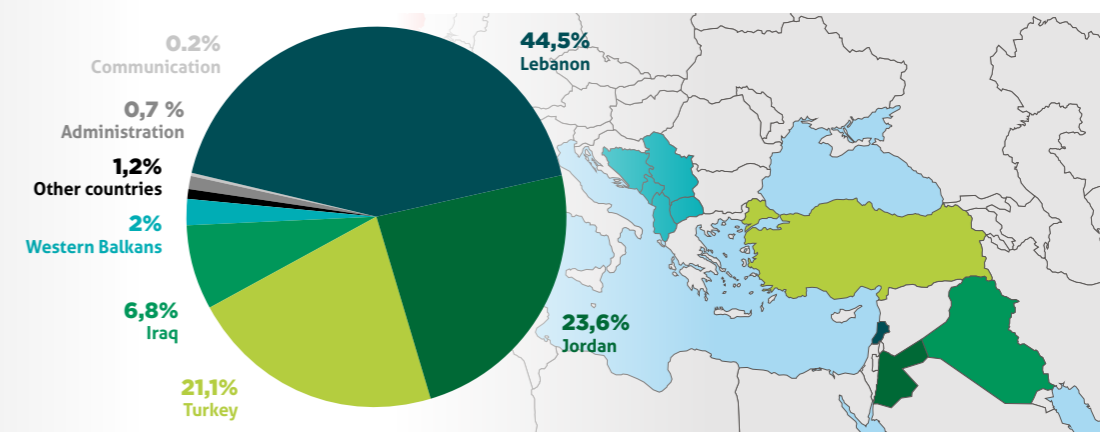


Figure 2: Trust Fund budget per country (as of 01/10/2021) in EUR

→ 3. To see list of Trust Fund projects, visit: <https://eutf-syria.akvoapp.org/project-directory>



2.

THE EU REGIONAL TRUST
FUND FOR SYRIA AND
REGION: PROGRAMMING
AND RESULTS FRAMEWORK



2. THE EU REGIONAL TRUST FUND FOR SYRIA AND REGION: PROGRAMMING AND RESULTS FRAMEWORK

2.1. Overall Intervention Logic

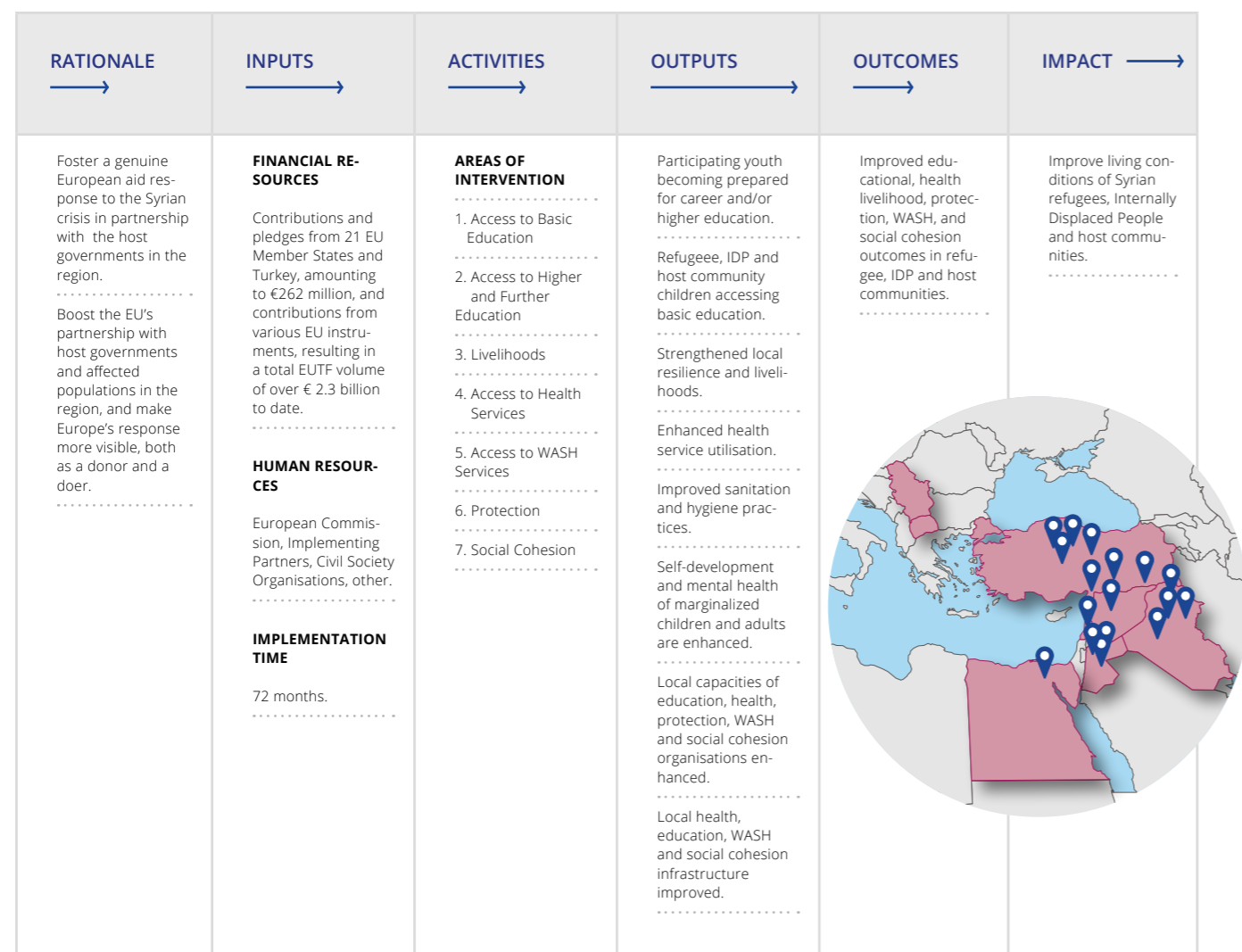
The **Trust Fund** is programmed jointly with implementing partners largely through in-country dialogue held at the level of EU Delegations. Single and multi-country interventions aim at **delivering quality education, health, WASH, economic, and wellbeing outcomes** among the different target groups which in turn contribute towards improving people's overall quality of life (Trust Fund impact).

Enhancing access to services for Syrian refugees, IDPs and vulnerable host communities is complemented with the strengthening of national, regional and local institutions, as well as the establishment and/or improvement of local infrastructure. The **intervention logic of the Trust Fund** is presented below (*Figure 3*)⁴.

→ 4. https://ec.europa.eu/trustfund-syria-region/monitoring-evaluation_en

Trust Fund Overall Intervention Logic

EU Regional Trust Fund in Response to the Syrian Crisis



ASSUMPTIONS

- The EUTF is able to identify the most pressing intervention needs.
- Operations of the EUTF are based on inclusive partnerships, local ownership, accountability and transparency.
- Effective collaboration between EC, donor community, implementing partners and other stakeholders both at overall fund and individual country/target area level.
- The donor community continues to fulfill funding commitments as agreed.
- Security situation inside Syria does not worsen dramatically resulting in a further massive influx in the number of refugees across the borders.
- Political stability and security conditions allow for the implementation of actions in the neighbour countries of Syria.
- Syrian refugees, Internally Displaced People and host communities are interested and willing to participate in the various actions deployed under EUTF Syria.

Figure 3: Trust Fund Overall Intervention

2.2. Results Framework

The **Trust Fund Results Framework** (Figure 4) is aligned with the wider EC Results Framework and the Sustainable Development Goals (SDGs) (Annex 5.2). The underlying logic of the Trust Fund is that by ensuring access to health, education, livelihoods, protection and social cohesion, refugees, IDPs and host communities, these population will be able to improve their living conditions as a result of strengthened institutional frameworks and capacities in the communities as well as improved access to services and infrastructure.⁵

The need to aggregate information for a high number of different interventions in terms of objectives, regional scale, thematic priorities and strategies,

was translated into the revised Trust Fund Results Framework which now has **37 Key Performance Indicators (KPIs)** -categorised by the Trust Fund sectors (**Basic and higher Education, Livelihoods, Health, WASH, Protection, Social cohesion, and Advocacy and Development alliances**).

The Results Framework has been recently updated to **improve the quality of information** and to better differentiate access to services vs. awareness activities.⁶

The KPIs are primarily **output** level indicators with few potential exceptions on access to work opportunities and safely managed water.

- **5.** In the spirit of the Agenda for Change [EU Communication (2011) 637 final], the Trust Fund Results Framework ensures upward and downward accountability and transparency of the Trust Fund support towards the Trust Fund Board, the European Parliament and the host countries and supported communities.
- **6.** While some indicators have been deleted due to the lack of reported information and potential double counting (former 13, 15, 23, 29), others have been merged to the awareness related indicator (former 25 and 33). In few cases, the formulation has been improved (Current 12, 16, 31, 33 and 35).



The Trust Fund uses three complementary Monitoring and Evaluation (M&E) instruments⁷:

1. Independent and easy-to-deploy Results- Oriented Monitoring (ROM) mechanism, available for Trust Fund projects;
2. A results database that is used to collect and analyse quantitative results information; and
3. Impact-focused evaluations on a number of sector/thematic priorities part of the Trust Fund portfolio.

The report that aggregates quantitative project results collected in the results database, complements project-based monitoring instruments, such as the Quarterly Information Notes (QINs), ROM reports, the portfolio sector evaluations, and the Trust Fund Online Projects Platform. Qualitative information -coming from the ROM and evaluation reports- is also especially used to report on outcomes.

Trust Fund - Operational Results Framework

EU Regional Trust Fund in Response to the Syrian Crisis

	RESULTS STATEMENTS	INDICATORS	SDG	SDG INDICATOR
<p>→ More Syrian and host communities are educated, through better access to quality basic education, improved school and teaching capacities and increased access to higher education</p>	Access to quality basic education facilitated	1	Number of children whose registration fees for public formal education are subsidised	<p>Proportion of children and young people (a) in grades 2/3; (b) at the end of primary; and (c) at the end of lower secondary achieving at least a minimum proficiency level in (i) reading and (ii) mathematics, by sex (4.1.1.)</p> <p>Participation rate of youth and adults in formal and non-formal education and training in the previous 12 months, by sex (4.3.1.)</p> <p>4.1.1. See above</p> <p>Proportion of schools with access to (a) electricity; (b) the Internet for pedagogical purposes; (c) computers for pedagogical purposes; (d) adapted infrastructure and materials for students with disabilities; (e) basic drinking water; (f) single-sex basic sanitation facilities; and (g) basic handwashing facilities (as per the WASH indicator definitions) (4.a.1.)</p> <p>Volume of official development assistance flows for scholarships by sector and type of study. (4.b.1.)</p>
		2	Number of children and adolescents referred to formal education	
		3	Number of children benefitting from non-formal education and learning support programmes	
	Improved school capacities (i.e. human, infrastructure, facilities & equipment, access to energy)	4	Number of educational personnel, including teachers, volunteers and administrative staff trained	
		5	Number of schools and other educational facilities constructed, upgraded in standards and equipped	
	Increased access to higher education for Syrian and host community students	6	Number of higher education certificates awarded (including for BA, MA and Vocational education)	
		7	Number of youths, adolescents and adults enrolled in higher education with EUTF support	
<p>→ More Syrian and host communities with better livelihoods and food access, through better employability prospects and improved financial and productive capacities</p>	Improved employability prospects for Syrian refugees and host communities, with emphasis on women	8	Number of work opportunities promoted by EUTF	<p>Unemployment rate, by sex, age and persons with disabilities (8.5.1.)</p>
		9	Number of people participating in employability, vocational and entrepreneurial skills training programme	
	Strengthened productive capacities of target groups Increased financial capacity of Syrian refugees	10	Number of Micro, Small and Medium Enterprises supported with coaching and training	<p>Proportion of population below the international poverty line, by sex, age, employment status and geographical location (urban/rural) (1.1.1.)</p>
		11	Number of people receiving cash assistance from EUTF (and or food vouchers) with EUTF support	

Figure 4 (1/3): Operational Results Framework

→ 7. https://ec.europa.eu/trustfund-syria-region/content/monitoring-evaluation_en

	RESULTS STATEMENTS	INDICATORS	SDG	SDG INDICATOR		
<p>→ More Syrian and host communities have better health, through improved access to health (and water) services, strengthened local capacities (in health and WASH); and strengthened infrastructure (also in both sectors)</p>	<p>Access to medical care and health services facilitated to Syrian, migrants and asylum seekers and host communities</p>	12	Number of people receiving primary health care consultations and essential medicines		Universal Health Coverage (UHC) index (3.8.1.)	
		13	Number of people treated in emergency services			
		14	Number of pregnant women receiving 4 or more antenatal consultations			
		15	Number of women attending at least one postnatal care visit at the supported health facilities			
		16	Number of children under 5 years vaccinated			
		17	Number of professional staff trained in primary, secondary and tertiary health care services			
	<p>Strengthened human capacity to deliver primary and secondary health care services</p>	18	Number of people reached through health education activities		Universal Health Coverage (UHC) index (3.8.1.)	
		19	Number of health infrastructure upgraded/refurbished			
	<p>Improved WASH capacities and infrastructure</p>	<p>Improved WASH capacities and infrastructure</p>	20	Number of people with access to safely managed drinking water		Proportion of population using safely managed drinking water services (6.1.1.)
			21	Number of people trained in WASH		
22			Number of municipal/regional water and wastewater facilities constructed/rehabilitated and/or equipped			
23			Metres of transmission and distribution lines rehabilitated and/or installed			

	RESULTS STATEMENTS	INDICATORS	SDG	SDG INDICATOR	
<p>→ Improved alliances promoting development in the neighbour countries of Syria and awareness on crisis and response in the EU and host affected communities</p>	<p>Provision of advocacy for refugees</p>	36	Number of advocacy initiatives supported at the national and regional level		Number of countries that have implemented well-managed migration policies (10.7.2.)
	<p>Alliances built</p>	37	Number of civil society, public and private alliances as part of EUTF intervention		
					Proportion of population satisfied with their last experience of public services (16.6.2)

Figure 4 (3/3): Operational Results Framework

<p>→ Improved wellbeing of Syrian and host community children, women and adults, through better protection mechanisms, strengthened local and national service and social cohesion capacities</p>	<p>Strengthened children, women and adult protection services</p>	24	Number of people receiving psychosocial support		Proportion of children under 5 years of age who are developmentally on track in health, learning and psychosocial well-being, by sex AND refugee/host population (4.2.1.)	
		25	Number of women accessing Gender Based Violence related services			
		26	Number of people trained on child protection and gender based violence			
	<p>Access to safe land</p>	27	Number of m2 cleared		Number of countries that have implemented well-managed migration policies (10.7.2.)	
		<p>Protection infrastructure strengthened</p>	28			Number of asylum facilities (re-) constructed/equipped/upgraded
	29		Number of asylum spaces functional			
	<p>Local and national systems and service delivery capacities in target areas strengthened</p>	<p>Local and national systems and service delivery capacities in target areas strengthened</p>	30	Number of municipalities benefitting from infrastructure improvements		Proportion of population satisfied with their last experience of public services (16.6.2)
			31	Number of public sector officers trained		
			32	Number of people trained in social cohesion related topics		
			33	Number of community centres and other facilities refurbished, upgraded in standards or equipped		
34			Number of young people benefiting from peer information and extracurricular activities, such as sports and culture			
35			Number of people reached with information campaigns and awareness sessions, including on hygiene, environment, and protection related topics			

Figure 4 (2/3): Operational Results Framework



Regarding **outcomes**, the Trust Fund has developed an outcome framework (Figure 5). They are also organised by sectors, and the indicators here are largely qualitative.

The Trust Fund differentiates three levels of changes where these outcomes might occur:

- **Behavioural changes of people**, e.g. refugees or host community members seeking more health services after having received a training;
- **Changes in intervention strategies of local organisations**, e.g., after having piloted a new approach in their service delivery;
- **Changes in national strategy, policy or regulation**, promoted by **national institutions**, e.g., the approval of a law that had received inputs with Trust Fund support.

The **outcome framework** reflects the Trust Fund programming at sector and country level. This framework serves as guideline to reflect what happens when people and institutions in the countries use the outputs delivered by the Trust Fund. It is also important to consider those outcomes might need time to materialise. To some extent, **awareness** about outcomes needs to be improved, too. In this sense, the outcome framework should contribute to increase awareness about outcomes and improve the **reporting** about them. In each of the sectors, this report will reflect about incipient, current and potential outcomes.

EUTF Strategic Outcome Framework

EU Regional Trust Fund in
Response to the Syrian Crisis

→ Outcome statement (ad/programme level):

		INDIVIDUALS: Refugees, IDPs, host communities			NATIONAL INSTITUTIONS: Sector ministries			LOCAL INSTITUTIONS: Schools, universities, CSOs or private organizations, MSMEs, agricultural training providers, Technical and Vocational Education and Training (TVET), PHCCs, Water establishments/ providers		
		Self-report of behavioral changes	Change their behavior seeking services/	Make institutions accountable	Promote new regulatory frameworks towards sector reform	Establish/Apply new policy instruments	Report improved performance	Change/Improve their intervention strategies		
	More Syrian, IDP and host communities access Basic Education of good quality		Status of attendance among school aged children	Status of parent's engagement in the pupils education		Status of the inclusive education policy (Lebanon) Status of alternative learning framework(s)		Status of school offer on inclusive education of public schools proposing inclusive education (in Lebanon)	Status of school offer of non-formal education for children with disability	
	More Syrian, IDP and host communities access Higher Education of good quality	Perception of youth/ students towards their career perspectives				Status of policy recommendations to the sector		Status of partnerships with private sector organizations and civil society organisations offering work placement / internship opportunities		
	More Syrian, IDPs and host communities get access to Livelihoods	Perception of people about their family economic situation			Status of new legislation improving access of refugees to the labour market	Status of Economic Dev Policy unit advocacy influencing Social entrepreneurship Status new labour and social security policies improving the access of refugees to the labour market	Status of performance among targeted MSMEs and cooperatives	Status of new services provided to businesses (social businesses or agricultural businesses)		
	More Syrian refugees, IDPs and host communities have access to medical care and Health services	Perception of people receiving mental health support about their daily functioning	Perception of people about affordability of health services			Status of policy reforms towards more affordable health care (e.g. status of the health sector governance assessment in Lebanon, status of GOJ vaccine procurement, status of roadmap to achieve universal health care Jordan)	Status of intergovernmental referral paths		Status of institutional changes towards universal health care Status of new coordination strategies between Community Based Organisation, Primary Health Care Centres and Health Directorates	
	More Syrian refugees, IDPs and host communities have access to safely managed water and WASH services	Perception of people about affordability of WASH services		Status of community engagement with the WASH providers/ institutions				Perception of the community on the responsiveness of WASH providers/institutions to the community	Status of Water Establishments applying good water management practice. Status of the use of water quality monitoring plans. Status of local WASH platform.	
	More children, women and adults from Syrian refugee IDPs and host communities are Protected				Status of the legislative review on child protection and of gender related laws	Status of MOSA strategic plan Status of social information system at national level (Lebanon)	Status of gender and other social policy mechanisms to improve social protection	Status of social information system at decentralised level (Lebanon)	Status of new services provided by SDCs (applicable to education, protection and health)	
	More children, women and adults from Syrian refugee IDPs and host communities access Social Cohesion programmes	Perception of beneficiaries about community cohesion					Status of civic education programme and eventually other measures aiming at improving social cohesion		Status of service provision (in terms of inclusive access) at municipal level for refugees	

Figure 5: EUTF Strategic Outcome Framework



3. | METHODOLOGY



3. | METHODOLOGY

This report presents the analysis of 93 projects -collected through the (QINs)- funded by the Trust Fund since its establishment.⁸ This includes 29 completed interventions at the cut-off date of June 2021 (*Annex 5.1*).

Since its eighth edition, the Results Report has incorporated data from 16 new projects. During this period, a focus on livelihoods (9) is evident, but actions in higher education (2), WASH (2), health (1) and protection (2) have been also approved. As a result, some sector and country targets were changed accordingly. Implementation progress is

calculated based on baselines, targets and current values informed by the QINs. Zero baselines have been used for all Key Performance Indicators (KPIs).

The current analysis builds on a **cumulative approach** that consolidates the 37 KPIs, updated on a quarterly basis. The performance assessment is mainly based on output delivery. In order to minimise double counting within and among projects, the calculation of the total values and the values per country and per sector follows an aggregation strategy that adds selected KPIs (*Figure 6*)⁹.

- **8.** The QIN being a results monitoring tool is a contractual obligation. All information related to the template, its guidelines and the Helpdesk can be found at:
https://ec.europa.eu/trustfund-syria-region/monitoring-evaluation_en
93 QINs are part of this assessment, since some of projects have just signed the contract or recently initiated implementation.
- **9.** There are some indicators that cannot be aggregated because they have another unit (e.g., m2, asylum places, kilometres).



KPIs used to consolidate aggregated results

EU Regional Trust Fund in Response to the Syrian Crisis

	ACCESS TO SERVICES	LOCAL CAPACITIES	LOCAL INFRASTRUCTURE
	1. Number of children whose registration fees for public formal education are subsidized 2. Number of children and adolescents referred to formal education 3. Number of children benefitting from non-formal education and learning support programmes	4. Number of educational personnel, including teachers, volunteers and administrative staff trained	5. Number of schools and other educational facilities upgraded in standards
	7. Number of youths, adolescents and adults accessing higher education with EUTF support		
	9. Number of people participating in employability, vocational and entrepreneurial skills training programme 11. Number of people receiving cash assistance (and/or food vouchers) from EUTF		10. Number of Micro, Small and Medium Enterprises supported with coaching and training
	12. Number of people receiving primary health care consultations and essential medicines 18. Number of people reached through health education activities	17. Number of professional staff trained in primary, secondary and tertiary health care services	19. Number of health infrastructure upgraded/refurbished/constructed
	20. Number of people with access to safely managed drinking water	21. Number of people trained in the WASH sector	22. Number of municipal and regional water and wastewater facilities constructed/rehabilitated or equipped
	24. Number of people receiving psycho-social support 25. Number of women accessing from gender based violence related services	26. Number of individuals trained on child protection and gender-based violence	28. Number of asylum facilities (re-) constructed/equipped/upgraded
	34. Number of young Syrian refugees and hostcommunity members benefitting from peer information, outreach activities and extracurricular activities, such as sports and culture 35. Number of people reached with information campaigns and awareness sessions, including on hygiene, environment, and protection related topics	31. Number of public sector officers trained 32. Number of people trained in socialcohesion related topics	30. Number of municipalities benefitting from improved infrastructure 33. Number of community centres and other facilities refurbished, upgraded in standards or equipped
	AGGREGATED RESULTS FOR ACCESS TO SERVICES	AGGREGATED RESULTS FOR LOCAL CAPACITIES	AGGREGATED RESULTS FOR LOCAL INFRASTRUCTURE

Figure 6: KPIs used to consolidate aggregated results

It is important to note, there might be still margin for double counting in some sectors. Education, social cohesion and health are those examples, where school year students are counted on a yearly basis, where awareness campaigns complement specific public service provision or when health public data does not disaggregate by unique users.

The selected KPIs are also presented as **disaggregated by sex, community of origin** (refugee, IDPs and host community) wherever data allows. This disaggregation has substantially improved since December 2018. Now, 70% of the overall data are disaggregated by sex and 67%, by community of origin. There is some room for improvements in education, health and WASH. The recent revision of the results framework has also allowed now to disaggregate **awareness** related beneficiaries from those accessing direct **services**.

This edition also incorporates a **COVID-19 specific results section** informed by twenty-five actions (*Annex 5.5*). The analysis is also based on the same Results Framework disaggregated by its COVID-19 dimension (*Annex 5.4*). In line with WHO recommendations, three specific COVID-19 related

indicators have been added. It is important to note that COVID-19 specific results are not aggregated into the overall results – this is mainly to prevent any distortion of KPI targets.

The newly added sections on **outcome analysis** does only cover some specific projects of the Trust Fund, since it is based on available ROM and Outcome Harvesting reports.

The findings are presented by sector and by country, and the KPIs cover the following categories (*Figure 6*):

1. Access to services: Access to services in all priority areas, such as education, livelihoods, health, WASH, protection and social cohesion. In this edition, people accessing services vs. awareness activities will be differentiated.

2. Local capacities in the partner countries: Training of key professionals in partner countries delivering those services.

3. Local infrastructure: This refers to upgrading of local organisations, institutions and facilities where those key services to Syrian refugees, IDPs and host communities are provided.





4. | FINDINGS

4.1. The Trust Fund: General results

Since its establishment, the Trust Fund has facilitated access to various services for 8, 497,984 people (in addition 1,946,469 people had access to awareness activities), while 60,420 have been trained as part of the local capacities strengthening, and 8,683 local facilities have been supported as part of the local infrastructure strengthening. *Figure 7* gives an overview of the overall progress of all projects supported by the Trust Fund to date. Progress in terms of output achievement has increased in the three categories of:

- **Access to services,**
- **Local capacity strengthening, and**
- **Local infrastructure strengthening.**

The distribution of people accessing services and training in terms of sex and community of origin is presented below. From the disaggregation available, more women than men have been accessing Trust Fund supported services. Also, the refugee community has been accessing services to a larger extent than host communities.

In terms of strengthening local capacities, women and men are being trained in similar proportions. Host community members have had substantially more access to capacity building, since the large majority of people working in public services are from the host partner countries. There is still scope for improvement in the disaggregation by sex and community of origin (*Figure 8*).

Overall progress - Target Category

EU Regional Trust Fund in Response to the Syrian Crisis

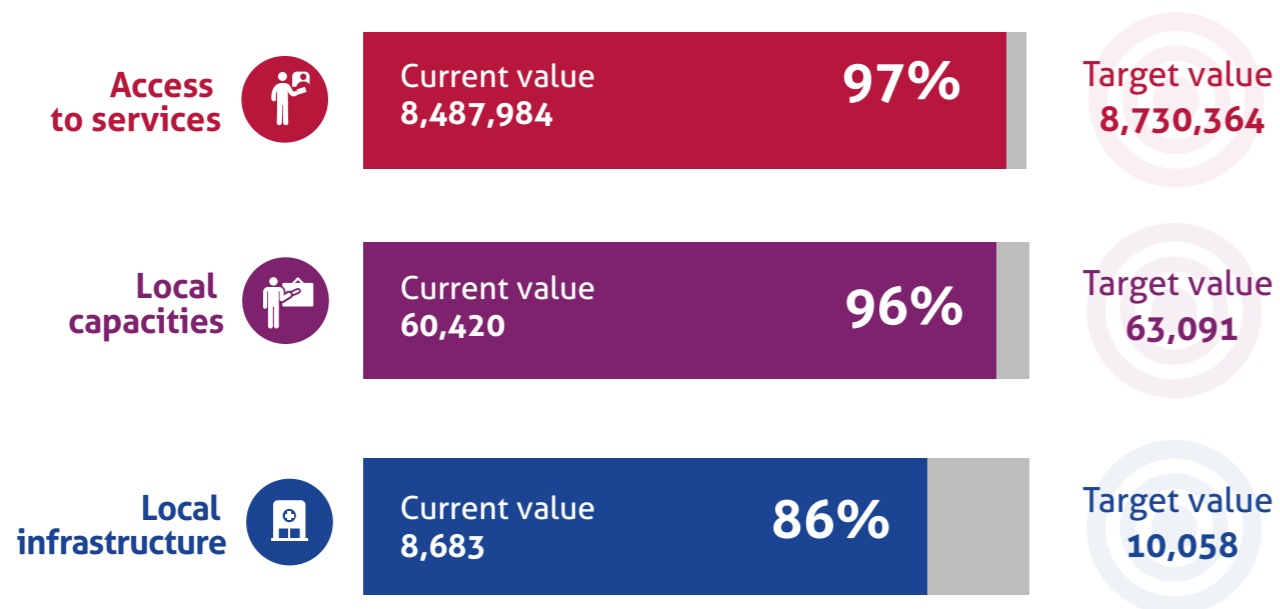


Figure 7: Overall progress of the Trust Fund (as of 30/06/2021) *Awareness activities are not included here.

During this period, performance (measured by output achievement) can be positively reported, since overall, it has been maintained despite the COVID-19 related challenges.

The **highest performance** by area and sector is found in the area of **capacity strengthening** in the **protection** sector, although, in general, output delivery for both access to services and local capacity strengthening in all sectors are at high levels. **Access to safely managed water** shows **the slowest path** due

to a mix of factors – the complexity of the sector and slower implementation. **Geographically**, from the focus countries, **Lebanon** continues to show the highest performance in terms of access to services, while Iraq reflects the largest output achievement in local capacity strengthening and infrastructure improvements. From the other countries, **Turkey** continues to perform well, having already achieved planned local capacity targets, while Western Balkans shows the lowest output achievement in access to health services.

Overall progress - Disaggregated results

EU Regional Trust Fund in Response to the Syrian Crisis

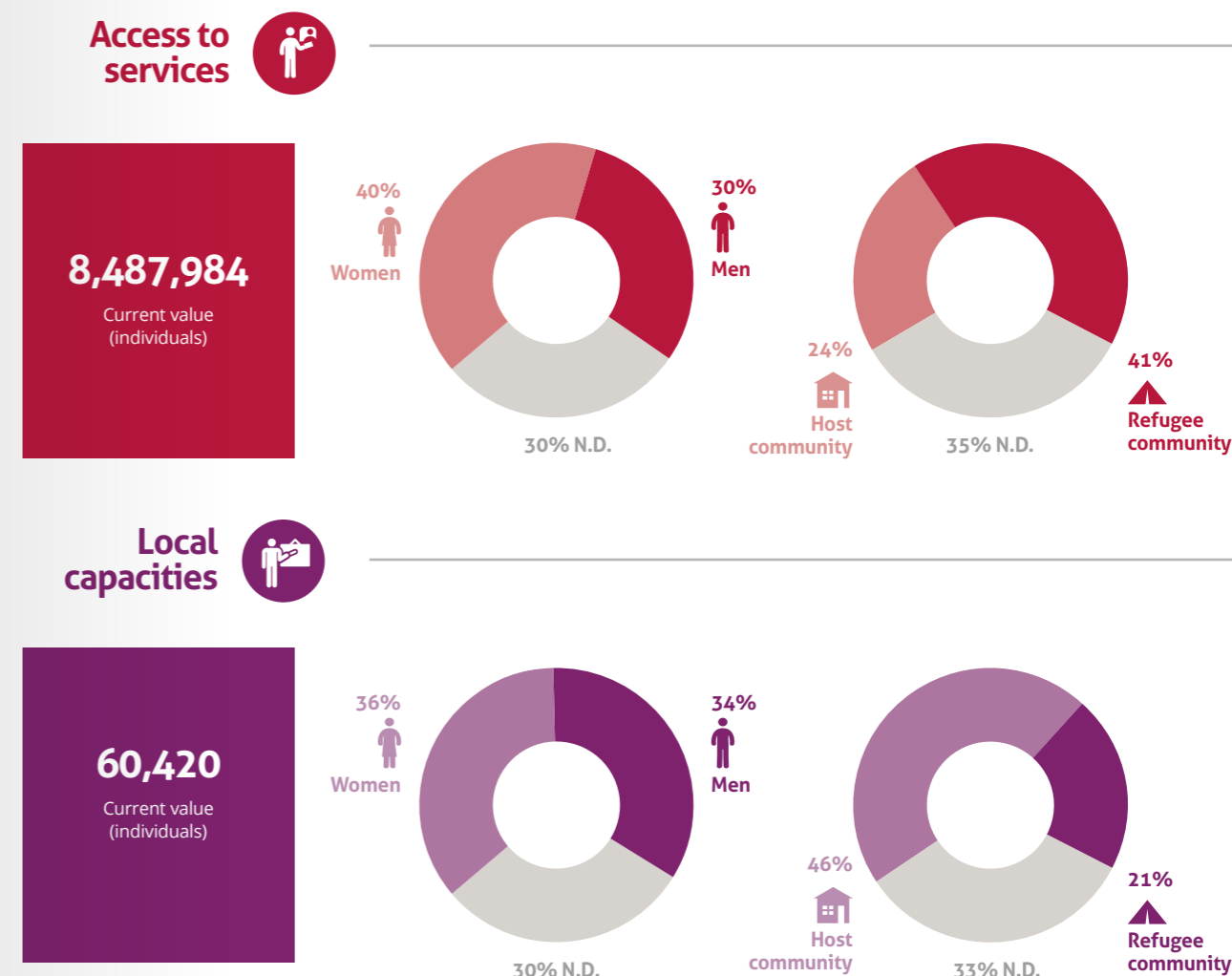


Figure 8: Overall progress of the Trust Fund (disaggregated)

Figure 9 shows the distribution of targets and progress by sector and country, in both cases disaggregated by the type of

indicator category, access to services, local capacities and local infrastructure.

EU Regional Trust Fund in Response to the Syrian Crisis

PRIORITY SECTOR RESULTS


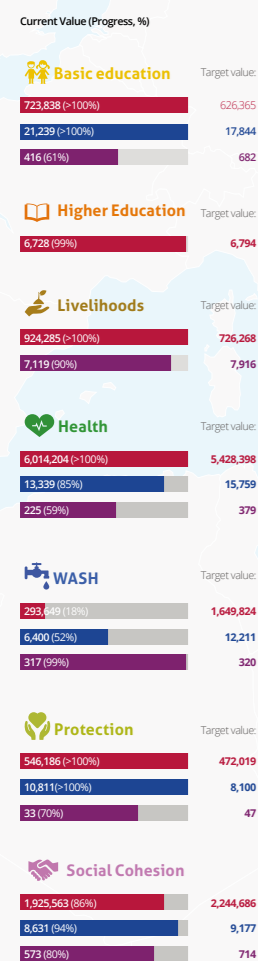


Figure 9: Trust Fund in Response to the Syrian Crisis (as of 30/06/2021)

4.2. Sector briefs

4.2.1. Overall results

The Trust Fund has adopted an integrated response to the Syrian crisis towards improving the lives of Syrian refugees, IDPs and vulnerable host communities.

It explicitly recognises the importance of accessing social services and livelihoods opportunities, while strengthening local capacities and improving the host countries' infrastructure, thus helping to cope with the higher demand for these services.

To date, the **results** show an emphasis on **access to services** in key target sectors. As outlined in the Intervention Logic of the Trust Fund, it is assumed that more access to education, livelihoods opportunities, health, protection and social cohesion by refugees, IDPs and host communities will lead to better education, health and economic outcomes. These in turn will contribute to an improvement in the target groups' living conditions.

The present analysis shows that from the total number of people targeted by the Trust Fund, access to **health services** continues to reflect the highest targets.

The COVID-19 pandemic has consolidated this trend (Figure 10).

Most sector targets show a modest quantitative increase, largely due to newly contracted projects or additional funds made available under contracts' extensions and budget top-ups. There are some few exceptions described below.

In higher education, for instance, targets have been slightly decreased and this is due to dropouts. The protection-related targets appear slightly lower, however this is due to a methodological adjustment, as one of the indicators on awareness has moved from protection to the social cohesion sector, where it seems to be more relevant. The same applies to WASH targets, where one of the indicators on hygiene campaigns is now counted under awareness, hence falling under social cohesion.

Globally, outputs on access to services across all sectors have increased from 79% to 97% compared to the previous reporting period (with cut-off date September 2020).

Access to Services progress

EU Regional Trust Fund in Response to the Syrian Crisis

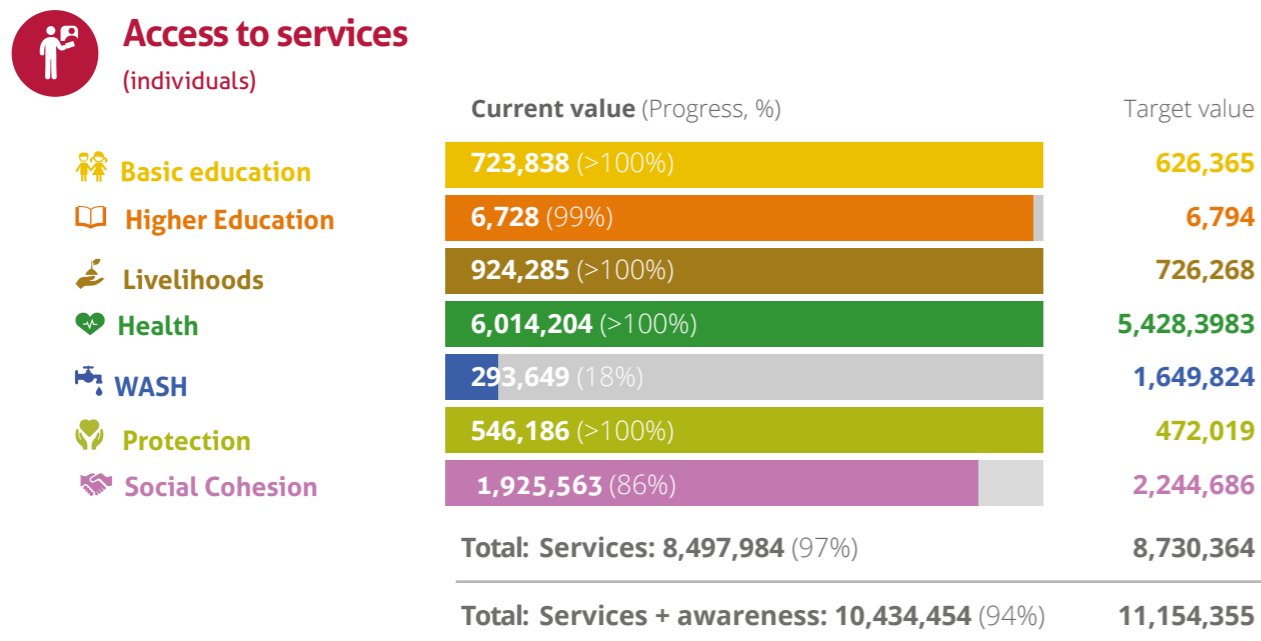


Figure 10: Trust Fund progress regarding access to services (by sector, as of 30/06/2021)

In terms of **strengthening local capacities**, the Trust Fund has maintained a high degree of overall output achievement (from 89 to 96%) with a clear emphasis on supporting educational and health personnel (Figure 11). Progress is satisfactory for all sectors compared to the previous reporting period. In the case of WASH relative output delivery appears to be lower than before; as explained, this is the result of higher targets deriving from the signature of new projects and relative slower progress pace compared to other sectors.

Local infrastructure improvements by the Trust Fund encompasses a wide range of actions. These include upgrades in Micro, Small and Medium enterprises (MSME), school and other learning facilities, health infrastructure, WASH facilities, asylum centres, municipal infrastructures and community centres. The sector of Livelihoods (MSMEs), shows the largest targets in this category, followed by community centres (Protection) and schools (Basic Education) (Figure 12).

During this reporting period, overall progress in local infrastructure improvements has increased (from 69% to 86%), thanks to positive achievements

in the education, livelihoods and WASH sector. Relative progress in health shows a lower path, due to new actions that recently initiated their implementation.

Local capacities progress

EU Regional Trust Fund in Response to the Syrian Crisis

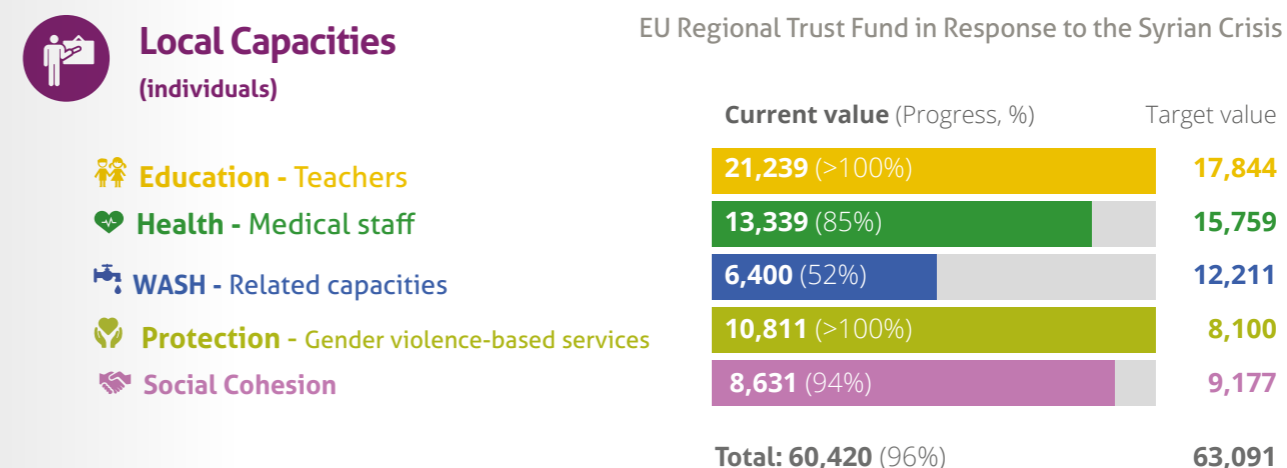


Figure 11: Trust Fund progress regarding local capacities (by sector, as of as of 30/06/2021)

Local Infrastructure progress

EU Regional Trust Fund in Response to the Syrian Crisis

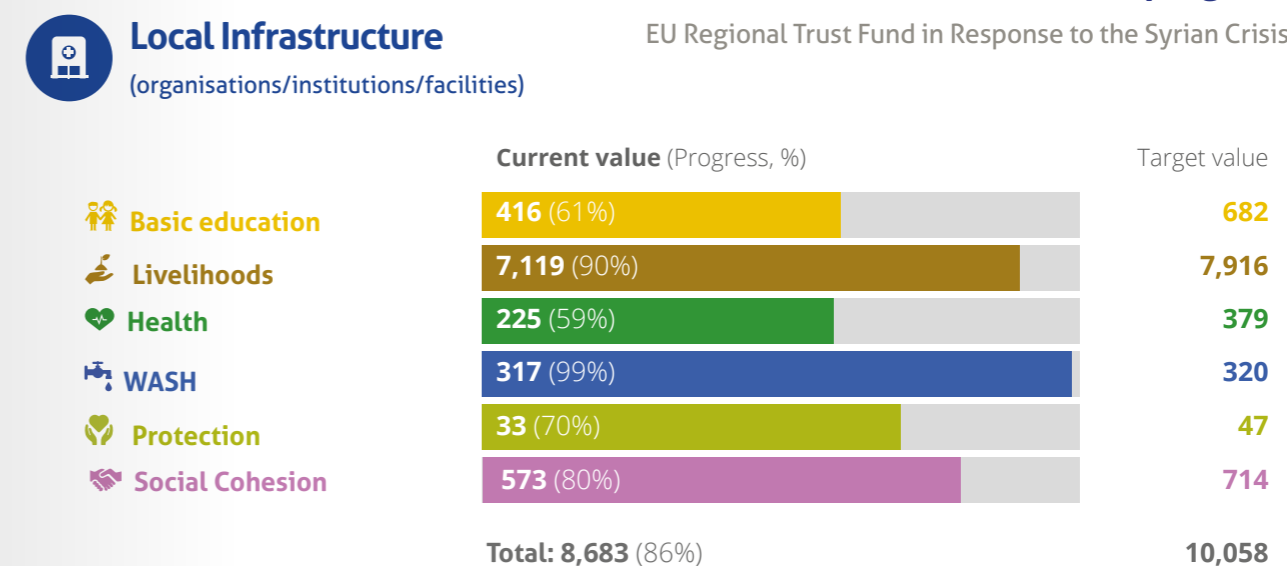


Figure 12: Trust Fund progress regarding local infrastructure (by sector, as of 30/06/2021)

4.2.2. Progress by Key Performance Indicators

Average progress of all KPIs towards targets (74%) has slightly decreased (until June 2021) compared to the previous reporting period (until September 2020). This is mainly related to having excluded specifically one indicator on food insecure people that was distorting this average due to very high current values compared to its target.

If progress is compared across individual KPIs, one third of these have already achieved their targets to date (100% or more), while an additional group of 10 KPIs show output achievement higher than 70% (Figure 13).

Indeed, targets on formal and non-formal education access, peer-to-peer activities, cash assistance, higher education, psychosocial and GBV support, health care and health education, as well as those related to capacity building in WASH, protection, and education and advocacy have been met. Local infrastructure improvements have been achieved in the health, protection and WASH sector. Indicators related to direct service provision and capacity building activities, in general, show a faster pace of delivery.

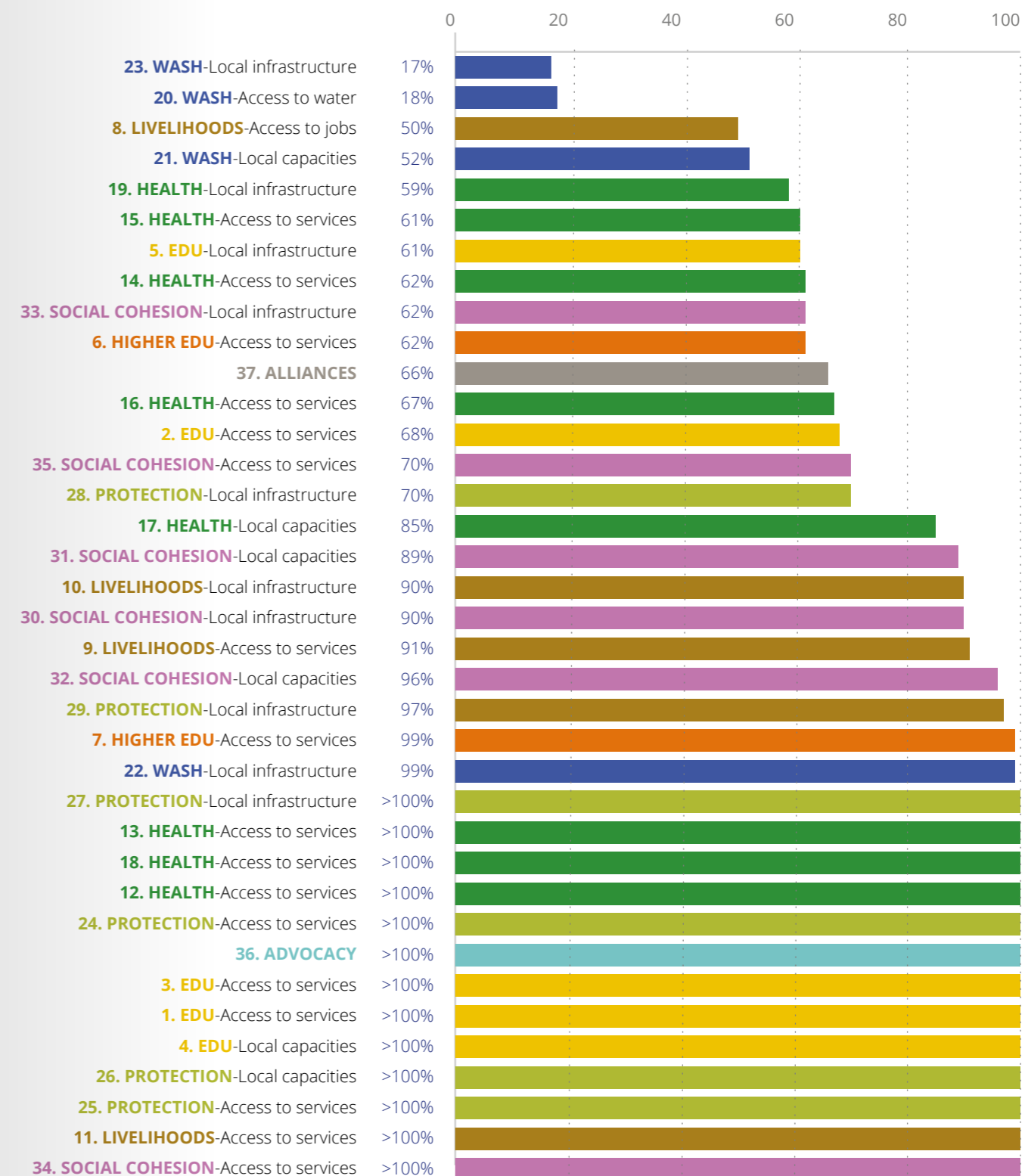
12 KPIs show output achievement of 40- 70% against the planned targets i.e. on education referrals, vaccinations,

maternal health, social cohesion, alliances and advocacy, higher education certificates and supported jobs, health infrastructure, community centres and asylum improvements, as well as and capacity building components in WASH. Reasons for a slower progress are possibly related to longer timescales needed for infrastructure actions (e.g. WASH) or behavioural challenges (e.g. maternal health), difficult life situations of students and pupils (higher education, referrals), higher target increases (e.g. awareness) or more complex actions (e.g. work opportunities supported).

Two KPI show less than 40% of progress: one related to people accessing safely managed water, and the other on metres of transmission and distribution lines installed, both in the WASH sector.

This report throws light on the type of actions that need more time than others for delivering planned outputs. While actions with infrastructure components and WASH comprehensive interventions, in general, are showing slower progress, other projects that include capacity building and direct service delivery through existing institutions and organisations (health, basic and higher education, protection, social cohesion), progress more quickly with their output delivery.

Figure 13: Trust Fund progress by KPI (as of 30/06/2021)





Amina

“When we got a call from the school about the catch-up programme and the distribution of tablets, I was so happy. This made it easy for me to study and to follow up on my lessons day to day.”

Amina is a 13 year old Palestine refugee living with her family in Beddawi camp, Lebanon.

She is a grade seven student and goes to Mazar school in the camp. Due to the difficult socio-economic situation in Lebanon and the COVID-19 outbreak, the schools were forced to shut down many times since the end of last year. Amina and her 2 siblings can no longer go to school and have to study from home, however they only have one mobile phone so that they cannot all have access to the Self Learning Programme (SLP) put in place by UNRWA.

“We are three students, me, my sister and my brother, and we have only one phone. My sister was in grade 9, so we agreed she can use the phone, because she had a Brevet exam” says Amina.

SLP is an online programme implemented by UNRWA as an emergency solution to make sure students can keep learning from home via online lessons. However, many Palestine refugee families in Lebanon have one mobile device at home, making online learning much more complicated, especially when there is more than one student in the family.

Photo. © European Union, 2017-2018 / Johanna de Tessières

4.2.3. Access to Basic Education



The Trust Fund provides access for refugee, IDP and host community children to formal education and schooling, non- formal education schemes, accelerated learning and catch-up classes, as well as remedial and homework support activities. This support is being channelled through:

- 1. Better access to quality basic, higher, and vocational education**
- 2. Improved teaching capacities (through training of educational personnel)**
- 3. Strengthened educational infrastructure for basic education**

The Trust Fund has supported various actions – overall, twenty-seven projects have informed the selected education indicators – with key partners such as AVSI, the Ministry of Education in Jordan, and UNICEF promoting access to Basic formal and non-formal Education in Lebanon and Jordan, and with KFW and UNDP improving educational infrastructure. Some implementing partners (IPs), such as UNRWA, combine support to education with cash transfers, while others combine support to education access with upgrading school facilities (GIZ) or promote language skills and teaching capacities (UNHCR Turkey).

Of the twenty-seven actions reporting under this sector, eleven have been completed. Projects with DAAD, AFD/ AICS, EFI, GIZ, the Ministry of Labour, Employment, Veteran and Social Affairs of Serbia (MOLEVSA), SPARK, UNDP, UNRWA, and World Vision have included components of strengthening local teaching capacities, access to non-formal education, as well as school infrastructure or childcare settings improvements.

Table 1 shows Basic Education results by indicators in each of the three categories – **access to quality education, local teaching capacities and local educational infrastructure**. In general, progress can be considered to be very satisfactory.

It is important to highlight that the targets on ‘access to formal and non-formal education’ and on ‘strengthening teaching capacities’ are already met. On referrals, relative progress has decreased due to new targets and double counting in one specific indicator that was previously unable to inform on disaggregated data by unique users. Progress in delivering local school facilities has improved pace during this period.

CATEGORY	INDICATORS	CURRENT VALUE	TARGET VALUE	PROGRESS (%)
ACCESS TO SERVICES	Number children whose registration fees for public formal education are subsidized	579,861	491,417	>100%
	Number of children and adolescents referred to formal education	17,068	25,067	68%
	Number of children benefitting from non-formal education and learning support programmes	126,909	109,881	>100%
	Subtotal	723,838	626,365	>100%
LOCAL CAPACITIES	Number of educational personnel, including teachers, volunteers and administrative staff trained	21,239	17,844	>100%
LOCAL INFRASTRUCTURE	Number of schools and other educational facilities constructed, refurbished or equipped	416	682	61%

Table 1: Trust Fund: Basic education results by category in all countries (as of 30/06/2021)

Disaggregated results by sex and community of origin are shown in *Figure 14*. Despite the good efforts made by the Trust Funds' IPs in providing specific information, there is still room for improvement in the disaggregation by community of origin (refugees, host communities and IDPs). According to the information available, there is practically no difference among refugee and host community children accessing non-formal education. Most referrals are from refugee children.

In terms of gender-specific data, it can be noted that girls and young women and boys and young men show similar levels of access to formal and non-formal education, as well as referrals to formal education.

Regarding the **strengthening of capacities**, mostly women from host communities have been trained, showing a more active involvement of women in the education sector. Further disaggregation by sex and community of origin is needed in order to improve quality of the analysis.

Basic Education - Disaggregated results

EU Regional Trust Fund in Response to the Syrian Crisis

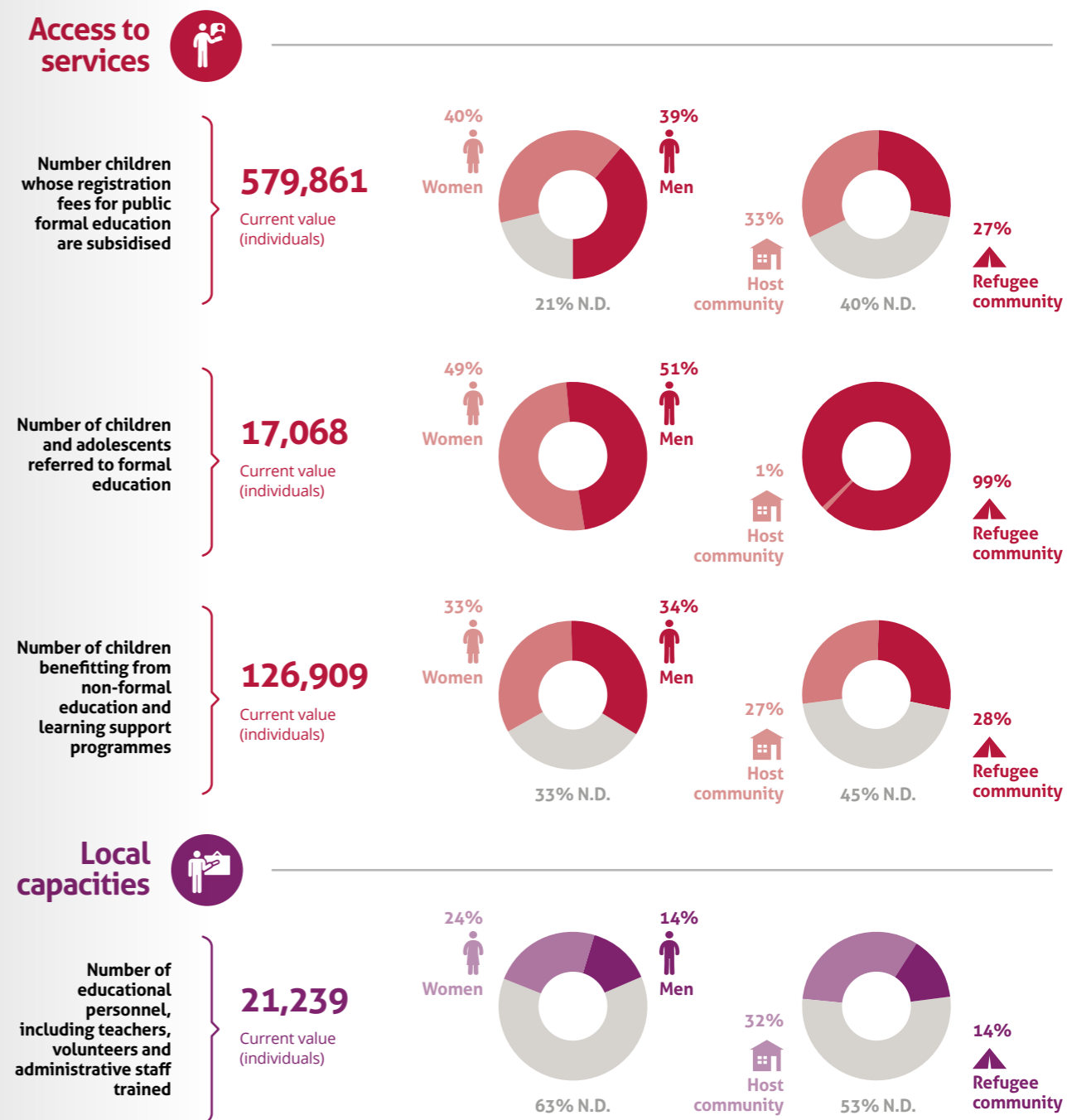


Figure 14: Trust Fund: Basic education results disaggregated by sex and community of origin (as of 30/06/2021)

*N.D.: Not disaggregated.



Basic education outcomes illustrated in Lebanon

The Trust Fund differentiates three **outcome dimensions** in the **Basic Education** sector: **Changes of behaviour** from **individuals** (refugee, host communities and IDPs), from **local organisations** (**schools**, or municipalities) and in national institutions (**Ministry of Education** and other sector ministries).

In the Basic Education sector, two projects on access to public quality education in Lebanon have been recently assessed through dedicated outcome harvesting sessions. This particular emphasis on outcomes complements the sector analysis both with a focus on access to formal education (UNICEF), and on referrals to formal education and non-formal learning programmes

(AVSI) towards promoting inclusion and retention.¹⁰

Changes in pupils, family learning environment and communities: The assessment suggests that the continuous access to education provided by UNICEF is directly contributing to satisfactory **attendance** rates in children who otherwise would not be in school. **Dropout** rate in the second shift is also maintained under the planned targets. The 'reliable source of stability in education, structure around education, a safe space for learning and the regularity of school space, plus having access to transport, school friends and a community supporting education' is positively related with 'integration of families and children', and at the end, their **'wellbeing'**

(ROM and outcome harvesting reports, 2021). The pandemic has placed an additional challenge on children to engage in online education, so that exam scores cannot be used as proxy of academic performance in the current socio-political and economic situation. The ROM assessment also underlines community engagement due to this integral support, so that **girls are encouraged to go to school** contributing to child labour prevention.

AVSI's intervention is already showing **improvements of language, logic, arithmetical skills in children**, as well as in **emotional, physical and learning skills**, after completing basic literacy and numeracy and community based early childhood education

→ 10. This analysis follows the outcome framework presented in Figure 5. Source: UNICEF T04.143: ROM report, and outcome harvesting report, June 2021 and AVSI T04.198: ROM report, and Outcome Harvesting report, June 2021.

programmes. During the pandemic, interestingly enough, parents with several children in the household became 'teachers at home', and with the help of teaching staff and remote psychosocial support, they **engaged more in their children learning process**. They are now more aware 'what their children do in their learning centres and how they do it'. The assessment highlights that this might reinforce positive attitudes towards the schooling of their children, too. Due to COVID-19 retention has not been measured yet, and referrals are progressing slower than expected.

Changes in schools and other local organisations/institutions: In the context of the AVSI intervention, school and learning centres have acquired **new approaches and skills on distance education** due to their forced adaptation to remote teaching. According to the ROM assessment, 'this might represent a

good contingency plan for education in emergency situations for the future'. In addition to this, **local jobs** for teaching staff, volunteers, outreach and construction workers for school rehabilitation have been created. The role of community based and local civil organisations in delivering non formal education has proved to be an effective approach.

The **Lebanese Ministry of Education and Higher Education (MEHE)** has been engaged in the selection of **schools for the improvements** of physical environment on the basis of priorities and will monitor the works (UNICEF action). A better learning environment and a safer learning space in the public schools is contributing to the quality of education, promoted by both interventions. Nevertheless, apart from COVID-19 related disruptions, the economic situation in Lebanon has negatively affected the payments of teachers and headteachers – who were repeatedly on strike. It

had been expected that the summer period would help to catch up classes with a comprehensive summer programme.

Changes in national institutions: As an overall outcome at **policy and institutional level**, the continuous support of education provided by UNICEF and the Trust Fund has created a 'place to talk about child protection, inclusive education, entirely out of school children, and structured Non-formal Education (NFE) allowing to 'bridge the gap and put children back to education'. This has also facilitated to go beyond access and have discussions about the quality of education. In Lebanon, there is a now a 'Child Protection policy for schools which has never happened before Reaching All Children with Education (RACE I) programme'.

According to the same ROM report of the UNICEF action, 'MEHE has **improved its ability**



to collect, analyse and present data (e.g., using the Compiler, a unique data management tool that informs about the number of children accessing education at any point in time). In terms of **education system strengthening**, it can be also confirmed that MEHE 'has undoubtedly **increased capacities for large scale response** and 'can be now accountable for large scale interventions, which have not been there before'. Regarding education strategy, the **draft Education Sector Plan 2021/25** exists in draft version currently, and still needs to elaborate on risks.

Following the conclusions of the AVSI ROM report, MEHE

is showing increased **interest, engagement and ownership in NFE**. Better coordination and cooperation, engagement in co-design of interventions with other NGOs and civil society organisations, contributing to curricula design or other measures, such enhancement of the public-school infrastructure and offer of homework support and catch-up classes corroborate MEHE 's approach towards NFE. MEHE will be implementing a new information system on NFE to coordinate future programmes. In this regard, continuity in funding has been crucial to strengthen their capacities and increase this ownership.

Apart from the COVID-specific challenges of adapting to online and blended education models, both actions face wider difficulties due to the overall economic, financial and political situation in the country, since it affects funding of schools and educational personnel, as well as the institutional sustainability of some of the developed tools. The Trust Fund support to public education in Lebanon has been extended until June 2025 (https://ec.europa.eu/trustfund-syria-region/system/files/2020-07/3.b.eutf_syria_ad_lebanon_public_education_rider.pdf) to help addressing these challenges.



Sajeeda

"I had the motivation to prove not only to my family but to the society that I am capable of achieving something. Even if I can't do it practically for now because there are no opportunities for me, at least academically I am able to excel and be successful."

Sajeeda is a 28 year old Jordanian student from Irbid. She is currently doing a Master's in geology at the university of Yarmouk.

Sajeeda is a brilliant student who graduated top of her class. She always dreamt of becoming a geologist and working in nature, and is passionate about what she is doing. However, "[...] in Jordan, it is rare to get job opportunities in geology, and it's even more difficult as a woman," she deploras. "Many try to get jobs outside the country because the demand of geologists is pretty low, at least in Jordan."

Her family is very supportive of her studies; her father wants his children to get an education and be prepared to face life's challenges. "All my father wanted was for us to study, so he always encouraged us. In a country where resources are rare, education is your only weapon." He was able to support Sajeeda until she got her Bachelor's degree but then had to make sure his other children had the same opportunity.

Photo. © European Union, 2017-2018 / Johanna de Tessières

4.2.4. Access to Higher and Further Education

The Trust Fund supports **access to university, technical and vocational education and training (TVET)** in the region through ten actions, of which three have already concluded, and three new actions have been initiated during this reporting period.

Four key partners - DAAD, the German Jordanian University (GJU), SPARK, and UNHCR Turkey - are contributing to provide access to scholarships for bachelors', masters' and vocational programmes in the region. Now SPARK is also working with an additional project in Iraq, DAAD continues the second phase of HOPES, and GIZ has initiated a vocational and technical educational programme in Lebanon.

As this report emphasised in the last edition, based on the evaluation and ROM recommendations, the new generation of higher education projects are incorporating complementary psychosocial and entrepreneurial support (SPARK in Iraq), information campaigns and advocacy (DAAD, new HOPES phase) or comprehensive improvements in the vocational and technical curricula and teaching structures in Lebanon (GIZ).

Although, globally, the indicator on **access to Higher and Further Education programmes** has decreased by 8% due to dropouts, target achievement remains high (*Table 2*).

CATEGORY	INDICATORS	CURRENT VALUE	TARGET VALUE	PROGRESS (%)
ACCESS TO SERVICES	Number of youths, adolescents and adults accessing higher education with Trust Fund support	6,728	6,794	99%

Table 2: Trust Fund: Higher education results by category in all countries (as of 30/06/2021)

Higher Education - Disaggregated results

EU Regional Trust Fund in Response to the Syrian Crisis

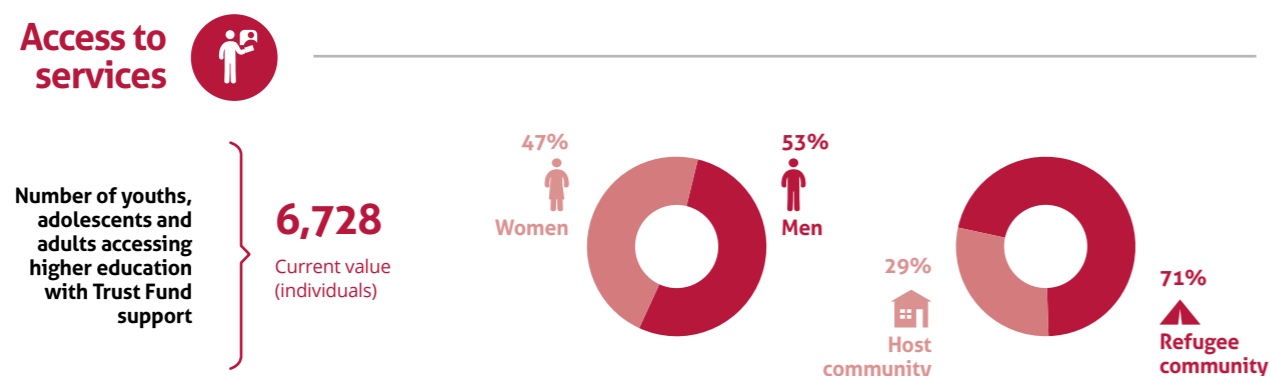


Figure 15: Trust Fund: Higher education results disaggregated by sex and community of origin (as of 30/06/2021)

*N.D.: Not disaggregated.

It is worth mentioning progress in relation to KPI 7 on certificates awarded. To date, 3,849 higher education and vocational training certificates have been awarded until June 2021 (62% of the planned target), an increase of 30% despite higher targets.

Evidence suggests that COVID-19 is a new challenge for the whole sector and financial limitations are one of the main reasons for dropout. In line with this, project reports highlight that the need for young students to work and support their families, pregnancy, maternity leave and/or immigration-related constraints are key reasons to leave studies. Additionally, poor academic performance, or limited English

proficiency are also included as academic related factors for dropout.

In terms of sex and community disaggregation on **access to higher education**, during this period, the percentage of women and host community students has slightly increased.

Women represent 47% (compared to 46%) and men 53% of the overall students benefitting from scholarships, while refugees had been much better reached (71%) than host communities (29% compared to 23% in the previous reporting period) (Figure 15).

Higher education outcomes illustrated in Jordan

The Trust Fund defines three categories of **outcomes in the Higher Education sector**: Changes of behaviour at individual level, **in students from refugee and host communities**; Changes in local institutions, here, universities or institutes, and changes of behaviour in the **sector ministry**, here **Higher Education sector ministries**.

EDU Syria III is the third phase of a higher education project implemented by the German Jordanian University (GJU) with eight other partners in Jordan. A recent ROM mission throws light on incipient outcomes.¹¹

According to the ROM report, **students emphasise positive effects of the “scholarships in their lives and on their**

perceptions of future job opportunities and life chances in general, apart from increased motivation and confidence to pursue academic degrees” (ROM report, 2021). Some of the Teacher Certificate Scholarship Programme (TCSP) graduates are already employed as teachers.

At the level of **local institutions**, in this case, six universities in Jordan, led by the GJU and in collaboration with four education institutions, effects resulting from the reported cooperation and the high ownership are not visible yet. The collaboration mechanism among universities looks promising for the sector and the Ministry of Higher Education (MoHE) has prioritised this action. EDU-Syria III has also established a **cooperation mechanism**

with the Jordanian businesses that should contribute to better employability. The action also expects positive outcomes in terms of **employment through the entrepreneurship activities and social cohesion** between Syrians and Jordanians. The alumni network, coordinated by HOPES in Lebanon, will be accessible for graduates who may be eligible to apply for further Erasmus+ scholarships.

At **national level**, there might be some opportunities of **policy dialogue** with MoHE about tuition fees of public universities so that access to higher education would be increased. Since the project is at an incipient stage, further effects could emerge later during implementation, especially from the

→ 11. Source: ROM Report, GJU, T04.215, September 2021.



entrepreneurship activities, the additional internships and jobs from the bottleneck alleviation measures and other outcomes from the graduation or other scholarships. The alliance of universities and the

policy dialogue are also promising at this stage. The main weakness is related to financial sustainability, the widening of employment options after graduation and the adaptation of

entrepreneurship support to the type of jobs graduated students will be accessing. The ROM report recommended various actions to address these challenges.

Ghadeer and Asmaa

"We have overcome the culture of shame in the community by leaving our homes and going to houses that we clean."



Ghadeer and Asmaa are two friends living in the village of Kufranjeh in the North of Jordan. Ghadeer is Jordanian and Asmaa is Syrian.

These two women became inseparable ever since they met in school and they recently decided to open a home dry clean project. They came up with the idea of starting their own business after witnessing their female colleagues start their own projects. They contributed to enhance the lives of those around them and to inspire other women. "We became close friends at school and we have not separated since," says Ghadeer. The two friends enrolled in a life skills class that Asmaa heard about. The training is provided by the Business development centre (BDC) and funded by the EU, through a regional programme implemented by the EuroMed Feminist Initiative (IFE-EFI).

Photo. © European Union, 2017-2018 / Johanna de Tessières

4.2.5. Livelihoods



The Trust Fund strategically supports employability, vocational and entrepreneurial skills training programmes, cash assistance for refugees, IDPs and vulnerable host community members to:

- 1. Increase their employability and employment prospects, with emphasis on women**
- 2. Improve their financial capacity**
- 3. Strengthen productive capacities as micro, small and medium enterprises (MSMEs)**

To date, the Trust Fund has supported fifty-seven actions (of which fifteen have now finished **implementation**).

These actions cover a wide range of approaches and strategies - vocational training, short-term employment programmes or longer-term livelihood strategies.¹² While some focus exclusively on livelihoods (UN-Women, EFI, UNDP, ILO, the Ministry of Foreign Affairs of Denmark), others link it with higher

education (SPARK), food security (e.g., FAO, Oxfam), education (e.g., UNICEF, UNRWA), social cohesion (e.g., ASAM, World Vision), protection (IOM) or WASH (EIB).

Until June 2021, the Trust Fund had funded seven new actions, partnering with UNHCR Jordan to distribute cash assistance; with GIZ, to strengthen vocational training; with ILO, Danish Refugee Council, Save the Children and UN-Women to promote employability, and UN-Habitat, to focus on urban development.

Overall progress has continued to improve for Livelihoods support in this reporting period (*Table 3*). Targets for all analysed Livelihoods indicators have increased -for training (10%), for cash assistance (by 20%) and for MSME support (8%). Full output delivery for training and MSME support had almost been reached (at 90%), while cash transfers' target had been overachieved.

The performance of the KPI 'Number of work opportunities promoted' had improved to 26,765, being now at 50% of

→ **12.** These actions involve a wide range of partners, such as ACTED, ASAM, Austrian Red Cross (ARC), DRC, GIZ, EFI, FAO, ILO, IOM, Medair, Oxfam, SPARK, TOBB, UN Women, UNICEF, UNHCR, UNRWA, UNDP, VNG International, WFP, and World Vision, EIB, and the Ministry of Foreign Affairs of Denmark.

the planned targets, compared with 40% previously (Annex 5.3).

Due to the risk of double counting, especially in relation to the indicator on 'people participating in employability, vocational and entrepreneurial skills training', this measure is assessed separately and not aggregated in the table below.

As shown in Figure 16, women had accessed **employability training programmes and cash transfers** to a larger extent than men, while refugees have received substantially more employability training and cash assistance than host community members (Figure 16).

CATEGORY	INDICATORS	CURRENT VALUE	TARGET VALUE	PROGRESS (%)
ACCESS TO SERVICES	Number of people participating in employability, vocational and entrepreneurial skills training programme	199,411	219,017	91%
	Number of people receiving cash assistance (and/or food vouchers) from EUTF	724,874	507,251	>100%
	Subtotal	924,285	726,268	100%
LOCAL INFRASTRUCTURE	Number of Micro, Small and Medium Enterprises supported with coaching and training	7,119	7,916	90%

Table 3: Trust Fund: Livelihoods results by category in all countries (as of 30/06/2021)

Livelihoods - Disaggregated results

EU Regional Trust Fund in Response to the Syrian Crisis

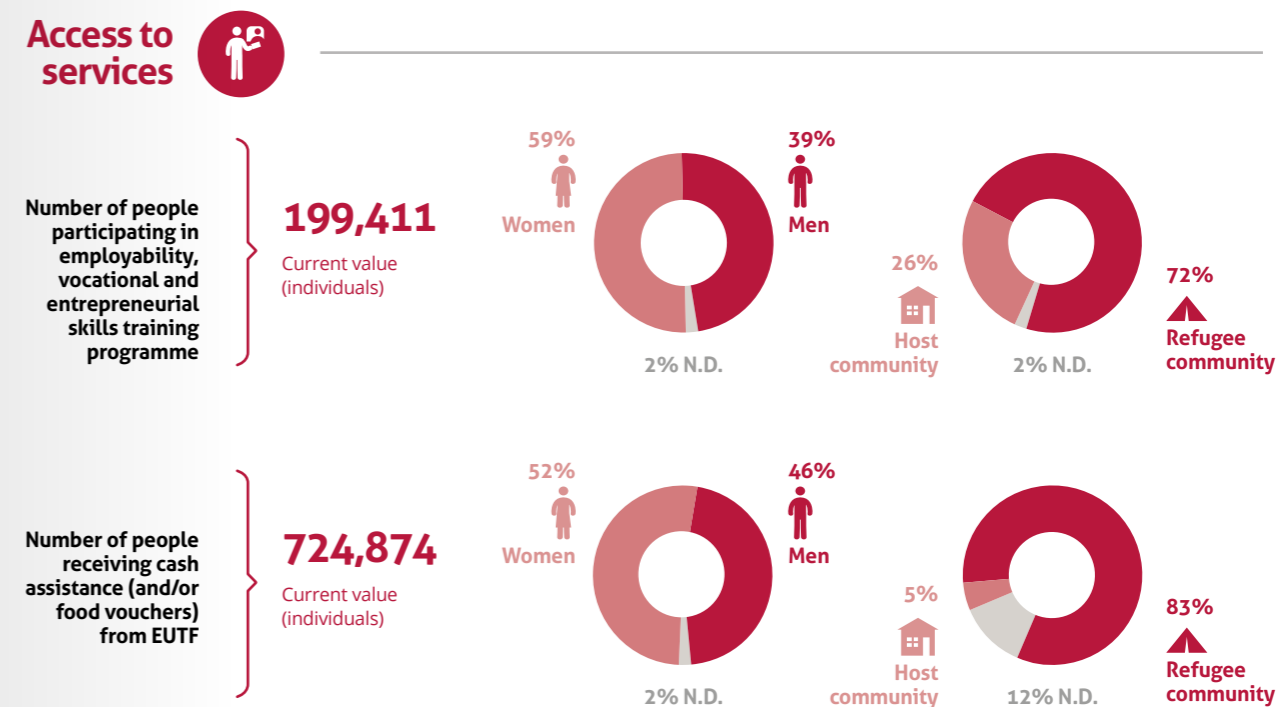


Figure 16: Trust Fund: Access to health services results disaggregated by sex and community of origin (as of 30/06/2021)

*N.D.: Not disaggregated.



Outcomes from Livelihoods projects in the context of the Trust Fund

The Trust Fund has identified three categories of outcomes from livelihoods projects: outcomes among individual beneficiaries, at the level of local institutions and organisations, and at the level of national institutions engaged in livelihoods-related policy dialogue and regulatory framework e.g., Ministries responsible for regulation on employment, social security, agriculture, or small and medium enterprise.

In the second semester of 2021, two Livelihoods actions have been assessed by ROM missions, one in **Jordan on Solid Waste Management (SWM)**, which is also linked to job creation and income generation activities (GIZ), and another on

food security through **sustainable agricultural practice in Lebanon** (FAO).¹³

In **Jordan**, at **individual level**, both Syrian and Jordanian people are now engaged in providing solid waste management services in Za'atari and Azraq camps **earning additional income**. According to the recent ROM report, they are now able to **cover their basic needs and feel their self-esteem** has improved. People in the camps are **perceiving that waste management providers**, in this case, NGOs, are **delivering better community services**. The cash for work model is also reducing the overall cost of the service.

At the **level of local/regional institutions** operating in the **Jordan**

camps, according to **Azraq municipality** that is implementing the National Municipal Solid Waste Strategy with support of the project, **awareness in the community on solid waste management** has increased. The relationship with local farmers who run the compost unit has also improved. Additionally, financial revenue has grown through the selling of compost. The municipality, supported by NGOs, and cash workers, has been able to improve recycling rates, and the Za'atari and Azraq camps, targeted by GIZ show some of the most effective recycling schemes in the whole country. More concretely, the municipality has improved its performance due to the training in solid waste management, and municipal workers

have a decreased workload thanks to the cash for work support. The municipality is also working on its capacity for operation and maintenance of SWM facilities and using project tools to enhance in-source maintenance and repair.

At **national level**, the **Ministry of Local Administration (MoLA) in Jordan**, has praised the project's contribution in the development of the local solid waste management plans and confirmed that 'the change being made in the municipalities is highly appreciated and further support is anticipated.' MoLA highlighted the contribution of the implemented local solid waste management plans to wider policy in the country.

In **Lebanon**, the **food security action** reports that, due to the rehabilitated canals as part of the activities, farmers **have better access to water**, which resulted into reduced

time of irrigation and enabled them to conduct **additional productive activities**. Infrastructure works in Akkar and Al-Dunnieh and the forestry activities rehabilitating eco-touristic trails, pruning, and establishing a fire barrier outside the reserve in South Lebanon, are all delivering these tangible results.

In terms of **local institutions**, FAO has been working closely with the regional agricultural extension teams of the Ministry of Agriculture (MoA), two local NGOs and the Water Establishment Authority of Al-Dunnieh. Although incipient, effects in improved extension and farmers' training capacity are expected. The equipment of extension centres with farmer training should reinforce those capacities when delivered.

The ministry of Agriculture is drafting a law on farming that provides a legal basis for the farmers' registry, one of the main project

activities. The law has been recently submitted and is currently discussed by the Parliamentary Agricultural Committee. MoA's agricultural extension staff will be trained, especially in regional offices so that they register farmers. However, it is still unclear how the farmers' registry will be maintained and funded. Although the action also aims at improving social protection of farmers through the National Poverty Targeting Programme, implemented by the **Ministry of Social Affairs (MoSA)**, no progress is specifically reported yet.

Challenges for the generation of further effects in **Jordan** remain linked to financial sustainability (GIZ), while in **Lebanon** (FAO) the economic situation in the country and some of the governance arrangements are slowing down qualitative changes in terms of agricultural extension improvements.

→ 13. Source: ROM report, FAO T04.149, July 2021, and GIZ T04.208, June 2021.



Mortada

“I am happier now, and my life is a lot easier. I also take good care of my wheelchair because it is now part of me.”

Mortada a 76-year-old Lebanese man, was seen by a specialist at Al-Kayan clinic earlier this year.

Mortada couldn't stand or walk on his own he used to rely on his children and wife to perform his everyday tasks. His case was assessed by the International Medical Corps' team and he was given a wheelchair and adult diapers. According to his wife, Mortada is now much happier. The EU support makes it possible for persons living with disabilities to access specialist services such as physiotherapy sessions, speech and language therapy sessions, as well as counselling and case management, and receive assistive devices like wheelchairs, canes, walkers and hearing aids. The EU continued its support to ensure services to persons living with disabilities since the onset of the Covid-19 pandemic and in the aftermath of the Beirut blast on August 4. This continuous support is essential to enable families affected by the economic crisis to have continued access to specialised services required by children and adults living with disabilities.

Photo. © European Union, 2017-2018 / Johanna de Tessières

4.2.6. Access to Health Services



The Trust Fund supports access to primary health care, which includes consultations, vaccinations, emergency services, and health education. The actions funded by the Trust Fund in this sector also strengthen the health care system with training of personnel and improvements of facilities -both hospitals and primary health centres. Interventions are tailored around three strategic aims, namely:

- 1. Improved access to medical care and health services**
- 2. Strengthened human capacity to deliver primary and secondary health care services**
- 3. Improved health infrastructure**

Overall, the Trust Fund has supported twenty-five actions, including nine which are completed, that inform health related indicators. Some of these interventions are entirely focussed on health, while others include health components as part of livelihoods, education or protection related interventions.

Some examples are REBAHS (Reducing Economic Barriers to Accessing Health Services) II led by IMC Croatia, AISPO in

Iraq, WHO in Turkey, Jordan or YMCA and WHO in Lebanon. Others incorporate health components in their actions -such as AFD, DRC, IOM, Medair, MoLEVSA, UNHCR and UNRWA.

Additional funding in relation to the COVID-19 pandemic has been allocated through: UNOPS in Jordan, Lebanese Red Cross, UNICEF in Lebanon and WHO in Jordan. Annex 5.4. provides an overview of COVID-19 related indicators, while the actions informing COVID-19 specific results in different sectors are included in [Annex 5.5.](#)

The two new actions approved during the reporting period show the importance of strengthening public health systems in the region. One project aims at piloting long-term primary health care centres in Lebanon (IMC), and the other at strengthening the public health sector in Jordan (AECID, the Spanish Agency for International Development).

Progress continues to be satisfactory for **health services** and has increased compared to previous period. Targets for health care consultations and health education have moderately increased, while the ones for capacity building

CATEGORY	INDICATORS	CURRENT VALUE	TARGET VALUE	PROGRESS (%)
ACCESS TO SERVICES	Number of people receiving primary health care consultations and essential medicines	5,300,286	4,777,507	>100%
	Number of people reached through health education activities	713,918	650,891	>100%
	Subtotal: Access to services Subtotal: Access to services and awareness activities	5,300,286 6,014,204	4,777,507 5,428,398	>100% >100%
LOCAL CAPACITIES	Number of professional staff trained in primary, secondary and tertiary health care services	13,339	15,759	85%
LOCAL INFRASTRUCTURE	Number of health infrastructure upgraded/refurbished/constructed	225	379	59%

Table 4: Trust Fund: Access to health services results by category in all countries (as of 30/06/2021)

and, particularly, for infrastructure improvements have seen a considerable upward trend. In terms of direct access to services, targets have been largely achieved, although there are challenges with isolating unique users in administrative public health data.

Capacity building outputs are produced at good pace, and **infrastructure improvements** -despite new, higher targets- show 60% of output achievement (Table 4).

Looking at individual beneficiaries, women are benefitting more from **primary health consultations** and are being

reached by health education activities in proportionately greater numbers than men (Figure 17).

In terms of **health staff training**, women and men have been accessing training to the same extent. Refugee communities have been accessing more health care consultations (37%) and health education sessions (56%), compared to host communities (23% and 43%, respectively). The available disaggregated data on community of origin shows that health personnel in host communities have been trained to a larger extent compared to their peers among the refugee community.

Health - Disaggregated result

EU Regional Trust Fund in Response to the Syrian Crisis

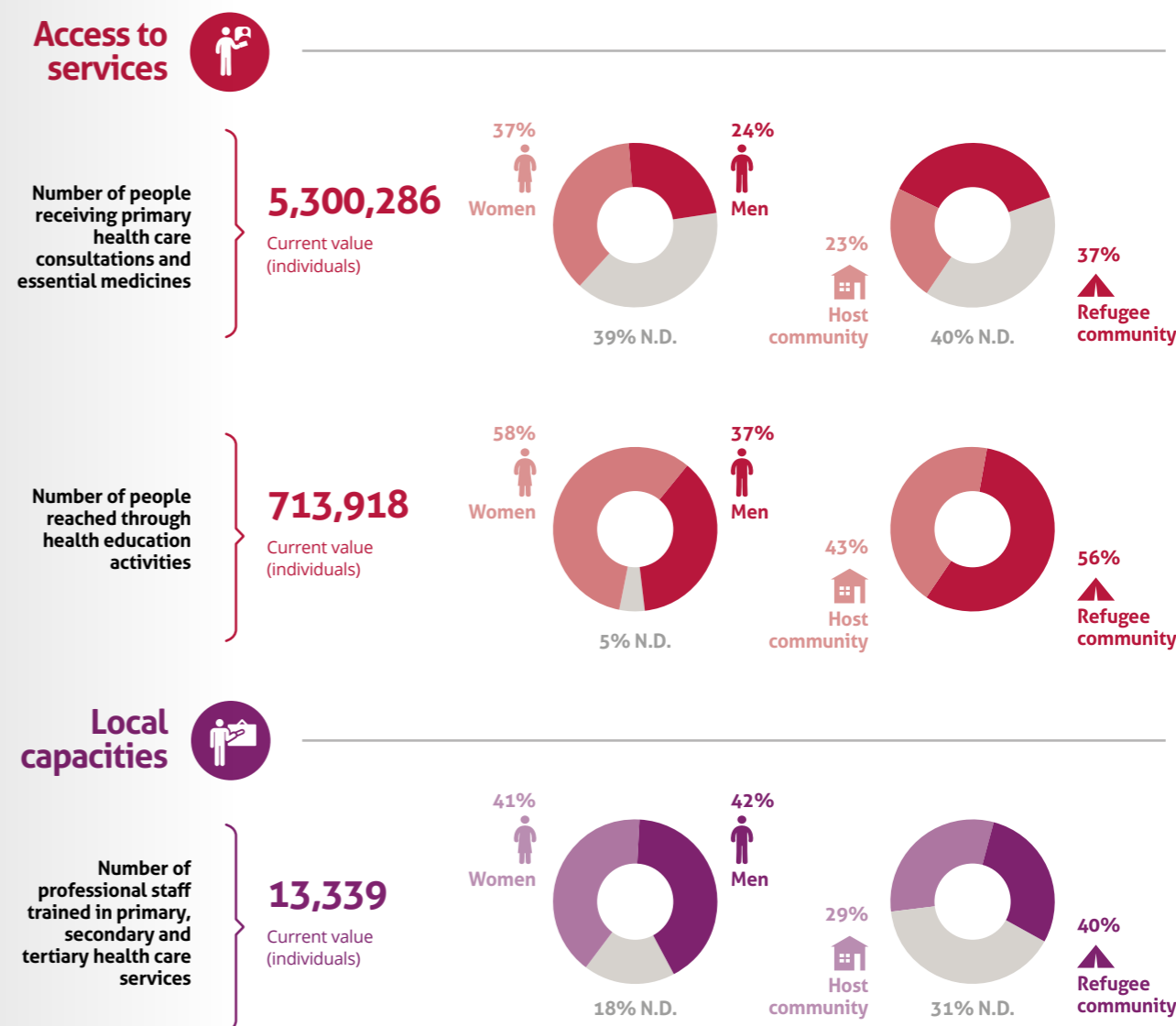


Figure 17: Trust Fund: Access to health services results disaggregated by sex and community of origin (as of 30/06/2021).

*N.D.: Not disaggregated.



Health outcomes illustrated in Lebanon and Jordan

Health outcomes are also categorised in three levels, **changes at individual level, changes in local health institutions**, usually the **primary health care centres**, and changes in **national sector institutions**, such as **the Ministry of Health**.

The recent ROM mission that assessed REBAHS II in Lebanon aiming at reducing economic barriers to accessing health services helps illustrate current and some incipient, potential effects.¹⁴ Additionally, a similar assessment of the Jordan Health programme for Syrian refugees and vulnerable Jordanians, supported by WHO and the Trust Fund, throws light at health outcomes in that country.

At **individual level**, according to the assessment, the action is improving access to

primary health services for Syrian refugees and other vulnerable people, including those with disabilities. The project also informs about more people reporting improvements in their daily functioning, due to more access, increased affordability, higher quality of services and more knowledge on mental health topics. If this continues, well-being in these population groups might also increase over time.

Regarding **local health institutions**, staff in **primary health care centres (PHCC)** show improved knowledge on the management of mental health disorders after participating in detection and referral training. The piloting of Mental Health and Psychosocial Support (MHPSS) integration at PHCC level is reinforcing

capacities to integrate and better manage mental health cases. The deployment of MHPSS case management teams and the support to community health workers (CHW) has contributed to this, too.

On the question of changes at the **national level**, more concretely, in **the Ministry of Public Health (MoPH)**, it is important to highlight the recent **adoption of the REBAHS model in the new government driven MoPH's Long Term Primary Health Care Subsidisation Protocol (LPSP)**. LPSP may constitute a substantial contribution and longer-term impact on the long-term development of primary health care, and, ultimately, universal health care. This has been a major achievement, despite the main challenge of ensuring

sustainable funding for it. In any case, this model has proved to be “a potentially viable primary health care model for the country to ensure affordable primary care services” (ROM report) for all communities, including refugees.

In **Jordan**, the health action funded under the Corona package has been strongly focussed on vaccination and the COVID response (component 1) is showing some delays in the health system and governance component (Component 2). At **individual level**, and partly because of this new experience rapidly gained in the procurement of COVID-19 vaccines by WHO through COVAX, the COVID-19 vaccination process and the routine vaccinations

for children have been improved. More generally, the improved mobility of teams and the optimisation of the health expenditure on procurement of vaccines will continue to have positive effects in the future as part of regular vaccination campaigns.

At the local level, vaccine preventable diseases and immunisation (VPI) activities and surveillance at the primary health care level have been also reinforced through the use of new equipment in line with international standards (especially ultracold chain refrigerators and lab equipment), which can be also used by local primary health centres for its routine vaccination campaigns.

To date, **national capacities** to manage health accounts are strengthened mainly with training to medical services, the department of statistics, the **Ministry of Health (MoH)** and the **Jordanian Health Council (HHC)**. The procurement experience to respond to COVID-19, with ongoing WHO support, is also having positive effects on the MoH. This long-term commitment and policy support to the sector Ministry might be a positive note in a difficult context with structural challenges, such as the fragmentation in the health sector, a weak health information system, a high turnover of staff in the health sector or the inability of Syrian medical professionals to work in Jordan.

→ 14. Source: IMC T04.210: ROM report: July 2021.



Em Najib

“We do not let the water go to waste. We try our best to save it and use it responsibly.”

Abdallah and Em Najib both live in Tahouitet el Ghadir.

Em Najib explains that when rains are heavy, sewers get clogged and overflow. Besides creating huge problems to car and pedestrian circulation, the smell coming from the sewers attracts bugs and insects, trash accumulates on the streets making life really difficult also from a hygiene point of view.

“They are trying to improve roads, build infrastructure to facilitate the circulation of cars and the school bus. This wasn’t possible before because there was just one road that we could use so there was a lot of traffic. Now they are working on infrastructure and they are installing pipes, drains and sewers,” explains Abdallah.

With support from the EU through the Trust Fund, ACTED is improving the living conditions of Syrian and local communities in Lebanon, through greater access to water, sanitation and disease-free environments.

Photo. © European Union, 2017-2018 / Johanna de Tessières

4.2.7. Access to Water and Sanitation Services

The Trust Fund supports access to safely managed water through improved infrastructures, training and hygiene promotion sessions. In this priority sector - which is strongly related to the wellbeing and health of the refugees, IDPs and host communities - the Trust Fund aims at:

1. Improving access to WASH services
2. Strengthening local WASH capacities
3. Improving WASH infrastructure

The Trust Fund has been supporting sixteen interventions that are informing WASH related indicators. To date, three actions with a WASH-related component have been completed. During this period, a new action to support water governance and public water and wastewater services in Lebanon with ACTED was initiated. Some projects have a clear WASH focus, while others include WASH components, which are linked to livelihoods programmes.

Key implementation partners are ACTED, AFD, CISP, DRC, GVC, MoLEVSA, NRC, UNDP, UN-Habitat, UNICEF, VNG International, Wash Alliance International (WAI) and EIB. Some consortia include

other partners, such as ACF, Acción contra el Hambre, Care France, Intersos, Oxfam, and World Vision.

Progress towards output targets in this sector has slightly increased for the reporting period mainly due to the increase in the amount of training delivered. In the reporting period, targets have especially surged in capacity building.

While local WASH infrastructure improvements continue on a positive pace, **relative output achievement in training has been reduced due to the aforementioned new targets.**

Access to safe drinking water reflects slow progress, being now only 18% of the planned targets (*Table 5*). In the sector, the COVID-19 pandemic continues to delay the delivery of outputs due to difficulties in accessing materials and equipment, limitation of movement and limited availability of authorities for project activities.

Looking at direct services, **access to safely managed water** and to **WASH training** has been equal in terms of sex disaggregation, while slightly more men have been trained on WASH related topics (*Figure 18*).

CATEGORY	INDICATORS	CURRENT VALUE	TARGET VALUE	PROGRESS (%)
ACCESS TO SERVICES	Number of people with access to safely managed drinking water	293,649	1,649,824	18%
LOCAL CAPACITIES	Number of people trained in the WASH sector	6,400	12,211	52%
LOCAL INFRASTRUCTURE	Number of municipal/regional water and wastewater facilities constructed/rehabilitated or equipped	317	320	99%

Table 5: Trust Fund: Access to WASH services results by category in all countries (as of 30/06/2021)

According to the data available, host communities have better access to safely managed water, while refugees have been reached with thematic training to a greater extent than host communities. Disaggregation by sex and community of origin shows room for improvement.

After the recent revision of the Trust Fund Results Framework, the indicator on hygiene campaigns has been moved to a global measure on awareness campaigns about hygiene, environment and protection.

WASH - Disaggregated results

EU Regional Trust Fund in Response to the Syrian Crisis

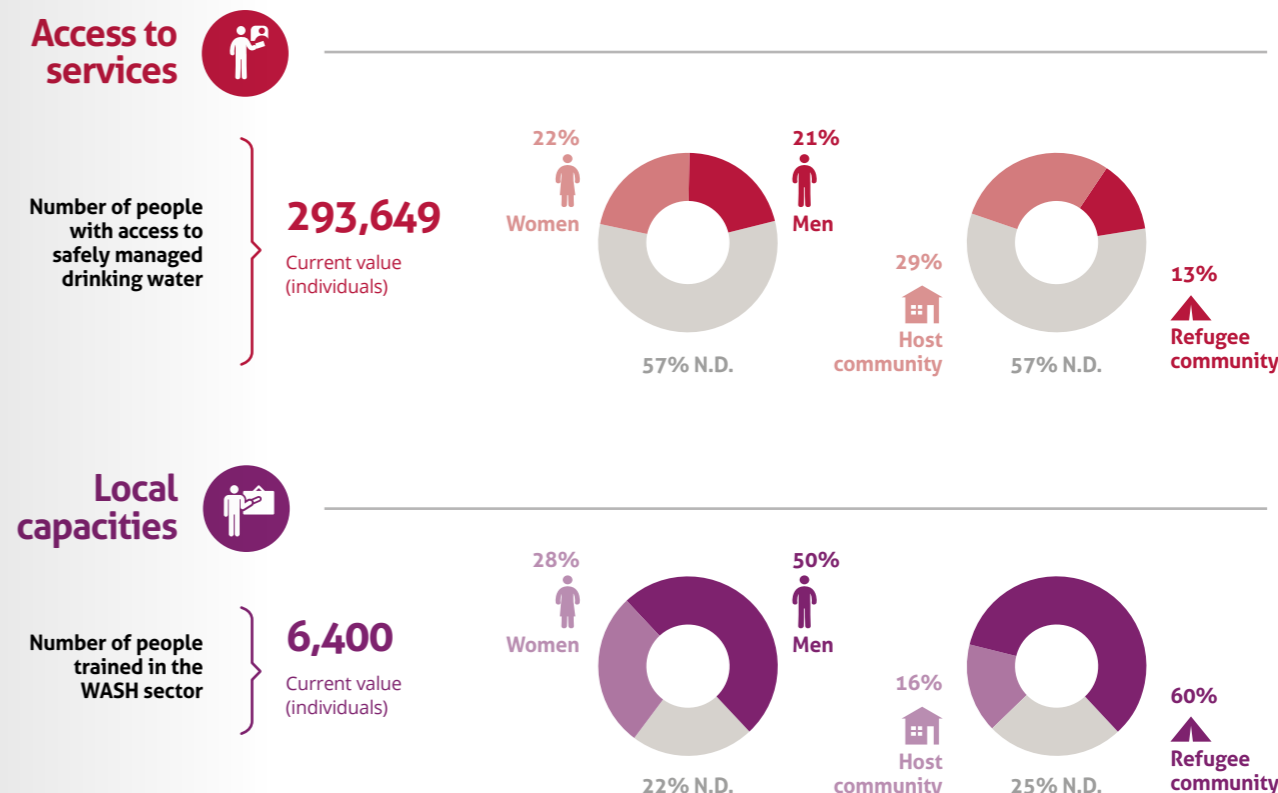


Figure 18: Trust Fund: Access to WASH services results disaggregated by sex and community of origin (as of 30/06/2021)
*N.D.: Not disaggregated.



Outcomes from WASH interventions illustrated in Iraq

Similarly, to other sectors, specific WASH outcomes comprised three categories, changes at **individual level**, namely refugees, host community members and IDPs; changes at the level of **local organisations and institutions**, in this case, **Water Establishments or Authorities at municipal level**, or other, such as schools or municipalities and changes at the level of **national institutions**, normally the sector Ministry.

A recent ROM mission to a WASH action -that includes a livelihoods component- implemented by ACTED in **Iraq**, has delivered a brief outcome harvesting analysis that throws light on generated outcomes.¹⁵

At **individual level**, access to safely managed water in East Mosul

and Sinjar has been improved (65% of overall target achievement), although there are some uncertainties about mid-term effects. Affordability, crucial in this context to cover for basic needs, has improved, so that **villagers** who were paying for water trucked to tanks **have been able to switch to filtered water from local wells**. In Mosul's neighbourhoods, WASH services were improved, e.g., users switched from an unofficial to the official water supply network. **Families have subsequently increased their dietary diversity**. For example, they started cultivating plants for household consumption or breeding sheep again (as they did before the conflict). Since this action included a livelihoods component, **they have been also able to increase their family**

income through new agricultural techniques, grants, and newly gained knowledge, especially in rural areas.

At the **level of local and community institutions**, the community has organised a **WASH committee** in the Wady Haja neighbourhood after being trained and was **able to liaise with the relevant repair and maintenance body**. After reporting the issues to the Directorate of Water in East Mosul and the municipality, the water network has been fully repaired thanks to the community engagement with relevant counterparts. **This shows a change in attitude and empowerment that enabled the community to contact the relevant institutions making them also accountable.** WASH committees were

also formed and trained in two schools in West Mosul so that water is being used in a more responsible way and the WASH facilities, up to recognised standards, are now better used due to the hygiene practices promoted in schools.

Regarding the local **Directorates of Water**, in charge of WASH infrastructure, the ROM report assessed it as *"sufficient in terms of skills and organisation"* (Outcome harvesting report), including for maintenance so that **technical sustainability is ensured**. The same applies for Mosul's municipality, now able to maintain the repaired infrastructure with acquired skills. The **Directorate of**

Agriculture, after the project, feels ready to support further relevant training and to coordinate the agricultural producers who were part of the livelihoods component in rural areas. Regarding the livelihoods' component in urban areas, it is interesting to highlight that **private business owners expanded the capacity of their business, employed skilled workers as needed**, after participating in the labour market assessment and activities the project did to link businesses and employees.

In the WASH area, **at national level**, there are no outcomes reported to date by this particular action. Major **challenges**

in the WASH sector remain, especially on how **to ensure sustainable national funding and structural water governance reforms**. Schools also face budget limitations for their WASH maintenance since they get the budget from the **Ministry of Education** to cover running costs. In the area of livelihoods, the **Ministry of Labour and Social Affairs (MoLSA)**, through a lengthy engagement, **was able to ensure that vocational training diplomas comply with official criteria**, and therefore, will be formally recognised. Despite the needs, MoLSA faces structural limitations and lack of capacity to offer vocational training on a sustainable basis.

→ 15. Source: ROM and outcome harvesting report ACTED T04.121, March 2021.



Jihane Mourjan

“I was able to establish this organisation, because indeed there weren't any organisations that took care of youth or women issues.”

Jihane Mourjan had been volunteering with the Sadiq programme - an initiative that aims to protect youth, adolescents and children from the problems they face - in Jordan before deciding to establish her own organisation, the Bushra center in Zarqa in 2016.

“I really loved volunteer work and that's why I decided that I need to do something for the community and to help the marginalised segments of society”. The main idea behind the centre was to help children and women from local and refugee communities find a safe haven. In addition, Jihane wanted to help them benefit from vocational and life training through non-traditional methods, focusing on activities rather than just a traditional curriculum.

Syrian children benefit from the programmes as much as Jordanians do and the difference in needs are taken into consideration as activities are adapted to each community.

Photo. © European Union, 2017-2018 / Johanna de Tessières

4.2.8. Protection



In the area of protection, the Trust Fund promotes social services for children, women and adults, such as Mental Health and Psychosocial Support (MHPSS), gender-based violence related (GBV) services, as well as child protection services to asylum seekers. Moreover, the Trust Fund funds a mine clearance action, implemented by MAG in Iraq. This thematic sector aims at:

- 1. Improving access to psycho-social support services (and safe land)**
- 2. Strengthening capacities to provide children, women and adult protection services**
- 3. Improving infrastructure for refugees, migrants and IDPs, such as asylum centres**

The Trust Fund has funded a high number of actions that include protection-related components. Currently, thirty actions (including twelve, which are now completed) in Education, Livelihoods, Health, Social Cohesion, or multi-sector actions, have informed the selected protection-related indicators.

In this reporting period, two new actions have initiated their implementation, one aiming at generating livelihood strategies for women that includes GBV services (UN Women in Jordan) and another focussing on strengthening social services for women and children (Italian Agency for International Cooperation -AICS) in Lebanon.

On protection, the Trust Fund works with a wide range of implementing partners, such as ACF, AFD, ASAM, AVSI, Austrian Red Cross (AURC), DRC, EFI, GJU, GIZ, the Italian Agency for International Cooperation (AICS), IOM, MAG, the Ministry of Foreign Affairs of Denmark, MoLEVSA, Medair, SPARK, UNICEF, UNRWA, UN Women, WHO, and World Vision.

Global planned targets regarding access to **psychosocial support and GVB services** have been achieved (Table 6). Regarding **strengthening local capacities**, progress against output targets has continued to improve, so that targets have been achieved during this period.

Asylum facilities improvements have reached 70% of their targets.

CATEGORY	INDICATORS	CURRENT VALUE	TARGET VALUE	PROGRESS (%)
ACCESS TO SERVICES	Number of people receiving psychosocial support	433,474	388,164	>100%
	Number of women accessing Gender Based Violence related services	112,712	83,855	>100%
	Subtotal	546,186	472,019	>100%
LOCAL CAPACITIES	Number of people trained on child protection and gender based violence	10,811	8,100	>100%
LOCAL INFRASTRUCTURE	Number of asylum facilities (re-) constructed/equipped/upgraded	33	47	70%

Table 6: Trust Fund: Protection services results by category in all countries (as of 30/06/2021)

Overall, more women have been **accessing protection services** i.e., psychosocial support and GBV related services (Figure 19). Refugee communities have accessed more psychosocial support and GBV services than other target groups.

Capacity building has reached more women, largely from host communities. More disaggregation by community of origin would be helpful in both, access to social services and capacity building.

Protection - Disaggregated results

EU Regional Trust Fund in Response to the Syrian Crisis

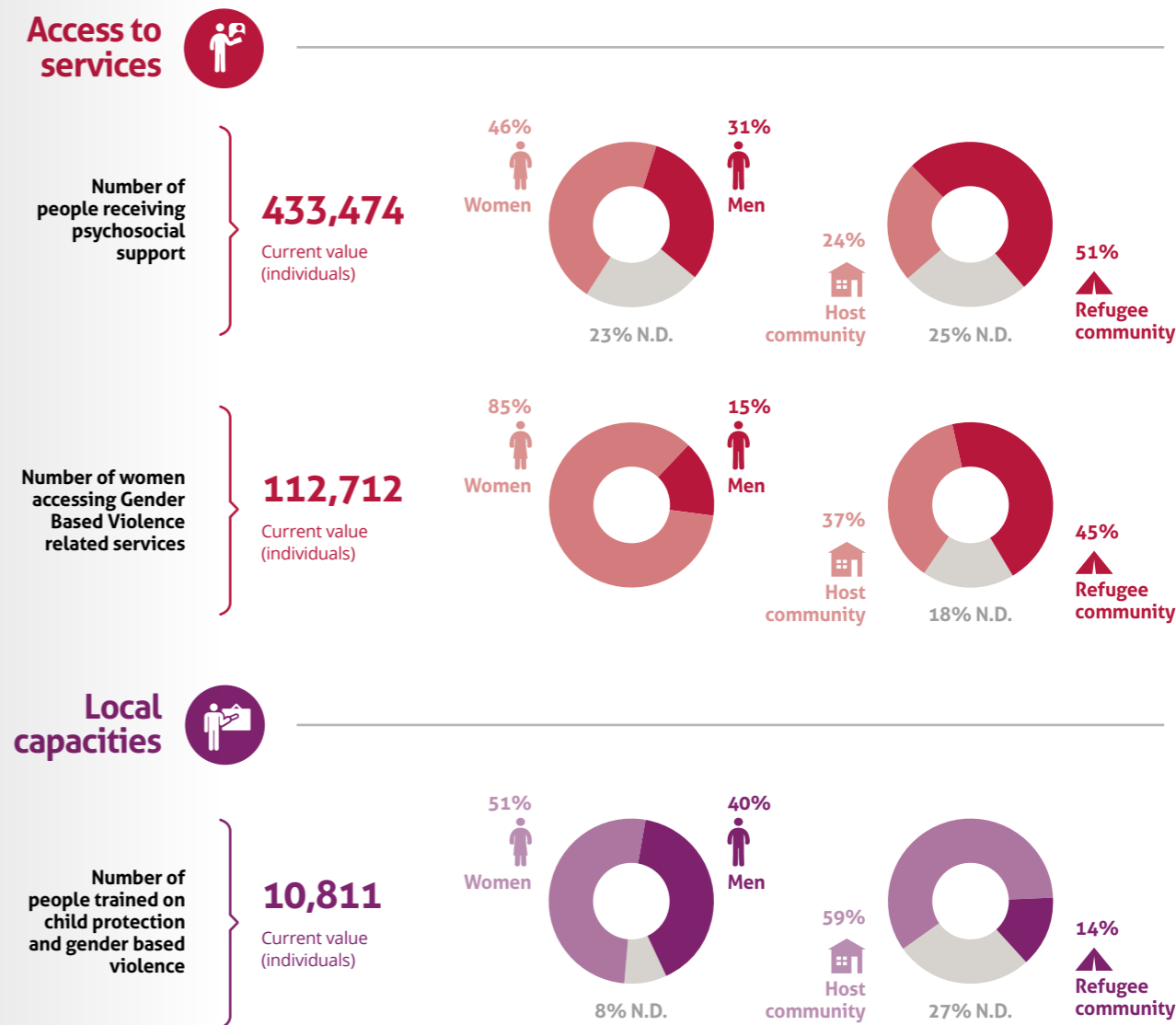


Figure 19: Trust Fund: Access to Protection services results disaggregated by sex and community of origin (as of 30/06/2021)
*N.D.: Not disaggregated.



Protection outcomes illustrated in Lebanon

Outcome categories for this sector reflect **changes at individual level**; at the **level of local organisations and institutions**, such as the Social Development Centres (SDC) in Lebanon or the child-friendly 'Makani' centres in Jordan, or other community-based organisations delivering social services. In terms of **national actors**, outcomes are analysed at the level of **sector Ministries**, such as Ministries of Social Affairs (MoSA), Employment and/or Social Security.

A recent ROM assessment of the UNICEF-led action on 'Child Protection and Gender-Based Violence system strengthening' illustrates the status of outcomes supported by the Trust Fund in Lebanon.¹⁶

At **individual level**, it is still early to detect

changes, although there is some progress in the perception of women and girls, who after accessing GBV services, report *'feeling more empowered'*. The project supports the first **National Social and Behavioural Change Communications Plan** to address violence against children and women, child marriage, and child labour. The baseline survey is being prepared and will serve to illustrate behavioural changes among individuals.

In terms of **local organisations, the Social Development Centres (SDCs)** now have a network of volunteers, which strengthens their capacity to work with a **community approach in the provision of child protection and GBV services**. The SDCs are delivering psychosocial and GBV services, and the

project reports positive outcomes in the majority of cases assisted through case management services. However, it is uncertain if they will be able to maintain and absorb this newly added capacity due to structural challenges, such as lack of sustainable funding from MoSA. MoSA has also a limited structure in terms of budget and staff to follow up on this. The **self-implementation method would be an innovative, prevention-based approach** that could be delivered with community-based organisations. Apart from improving social services, this **would also strengthen social fabric in the country**.

At **national level**, some delays in the outputs are reported. The **draft amended Law 422 on Protection of Children in Violation of the Law**

or Exposed to Danger, the **National Child Marriage Action Plan** and two documents related to the overall **Care Reform Process** are still being prepared. Training as part of capacity building strengthening at **MoSA** is also incipient.

Changes from the "self-implementation" modality at national level will depend on the recruitment and training process currently undergoing in MoSA and the capacity of MoSA to adapt policy processes and working practices.

The **innovative character of the approach has attracted interest from additional donors** who might contribute to continue this process of institutional transformation.

→ 16. Source: ROM report, UNICEF, T04.189: August 2021. A summary of ROM reports can be found at: https://ec.europa.eu/trustfund-syria-region/monitoring-evaluation_en



Lai

“Everything falls on me. I used to feel a lot of pressure psychologically and I couldn’t even talk about it at home.”

Lai is a 40-year-old Syrian from Deraa, who moved to the north of Jordan with his wife and 4 children.

They left everything behind in 2013 due to the war in their home country and built a new life from scratch. In a patriarchal society where men are seen as the sole breadwinners for their families, Lai felt that the survival of his loved ones was dependent on him.

“I started going to the medical centre so I could talk and let things out,” says Lai. In addition, “Mohammad, the psychologist, started coming [to my house] to talk to me and through the conversations [we had] and now I feel better.” Lai had been ignoring his feelings for a long time, but bringing them out and being able to deal with them with the help of a trained professional, enabled him to have a more positive outlook on life.

Photo. © European Union, 2017-2018 / Johanna de Tessières

4.2.9. Social Cohesion



The Trust Fund supports activities that promote Social Cohesion, such as peace-building activities, peer-to-peer information, outreach, information campaigns, and awareness sessions on various topics, which now include hygiene, environment, protection and others.

Social cohesion, is closely linked to the protection sector, and both strategically aim at improving the wellbeing of Syrian and host community children, women and adults, with an emphasis on:

1. Access to social cohesion activities
2. Strengthened local capacities to provide those activities and services
3. Improved, refurbished or upgraded infrastructure to deliver those activities

The Trust Fund supports a wide range of projects and programmes (now fifty-eight, from which fourteen have ended) in the areas of Protection, Livelihoods, Education, Health, WASH and other multi-sector actions that inform social cohesion indicators.

In this reporting period, three new actions on Livelihoods (UN Women), social protection (AICS) and WASH (ACTED) are contributing to capacity building of public servants and of

social organisations, peer-to-peer activities and awareness campaigns in various topics, leading to **the upgrade of social cohesion infrastructure**.

Key implementing partners are AFD, AISPO, ASAM, ARC, AVSI, DAAD, DRC, EFI, GIZ, GJU, GVC, ILO, Medair, the Italian Cooperation, Oxfam, UNDP, UNICEF, UNRWA, UN Women, VNG International, WHO, WFP, World Vision. Projects with a focus on youth play an important role in this area. ASAM and the Ministry of Foreign Affairs of Denmark supports the two actions whose main goal is increased social cohesion.

Progress in terms of output delivery for social cohesion indicators continues according to targets. For **peer-to-peer activities**, targets are already achieved. On awareness, since this period includes all **awareness activities of different areas**, targets have substantially increased. Despite this, performance continues to be high. Delivery of **capacity-building activities** in this area has been improved, and targets will be soon met, if the same pace continues. In terms of **infrastructure improvements** in municipalities and community centres, targets have experienced a surge. While output delivery has been maintained for **municipalities, community centres’** upgrades and refurbishments are now at 62%,

CATEGORY	INDICATORS	CURRENT VALUE	TARGET VALUE	PROGRESS (%)
ACCESS TO SERVICES	Number of young Syrian refugees and host community benefiting from peer information, outreach activities and extracurricular activities, such as sports and culture	693,012	471,586	>100%
	Subtotal	693,012	471,586	>100%
	Number of people reached with information campaigns and awareness sessions, including on hygiene, environment, and protection related topics (awareness)	1,232,551	1,773,100	70%
	Subtotal (Services+awareness)	1,925,563	2,244,686	86%
LOCAL CAPACITIES	Number of public sector officers trained	2,572	2,882	89%
	Number of people trained in social cohesion related topics	6,059	6,295	96%
	Subtotal	8,631	9,177	94%
LOCAL INFRASTRUCTURE	Number of community centres and other facilities refurbished, upgraded in standards or equipped	154	249	62%
	Number of municipalities benefitting from improved infrastructure	419	465	90%

Table 7: Trust Fund: Social Cohesion services results by category in all countries (as of 30/06/2021)

showing a partial decrease, largely due to a substantial growth of indicator targets (Table 7).

While women continue to have more access to general outreach activities, men are slightly above in terms of peer-to-peer information and other extracurricular activities (Figure 20). Regarding capacity building of public servants, while more men have accessed training to a larger extent, the training on social cohesion has reached

women and men to a similar extent. Refugees show higher exposure to general awareness campaigns as compared to host communities, while both have similar access to peer-to-peer activities. Disaggregation by community of origin still faces limitations, especially on general awareness campaigns, due to the nature of media tools used. Host communities have in most cases accessed capacity building in local governments and in local social organisations.

Social Cohesion - Disaggregated results

EU Regional Trust Fund in Response to the Syrian Crisis

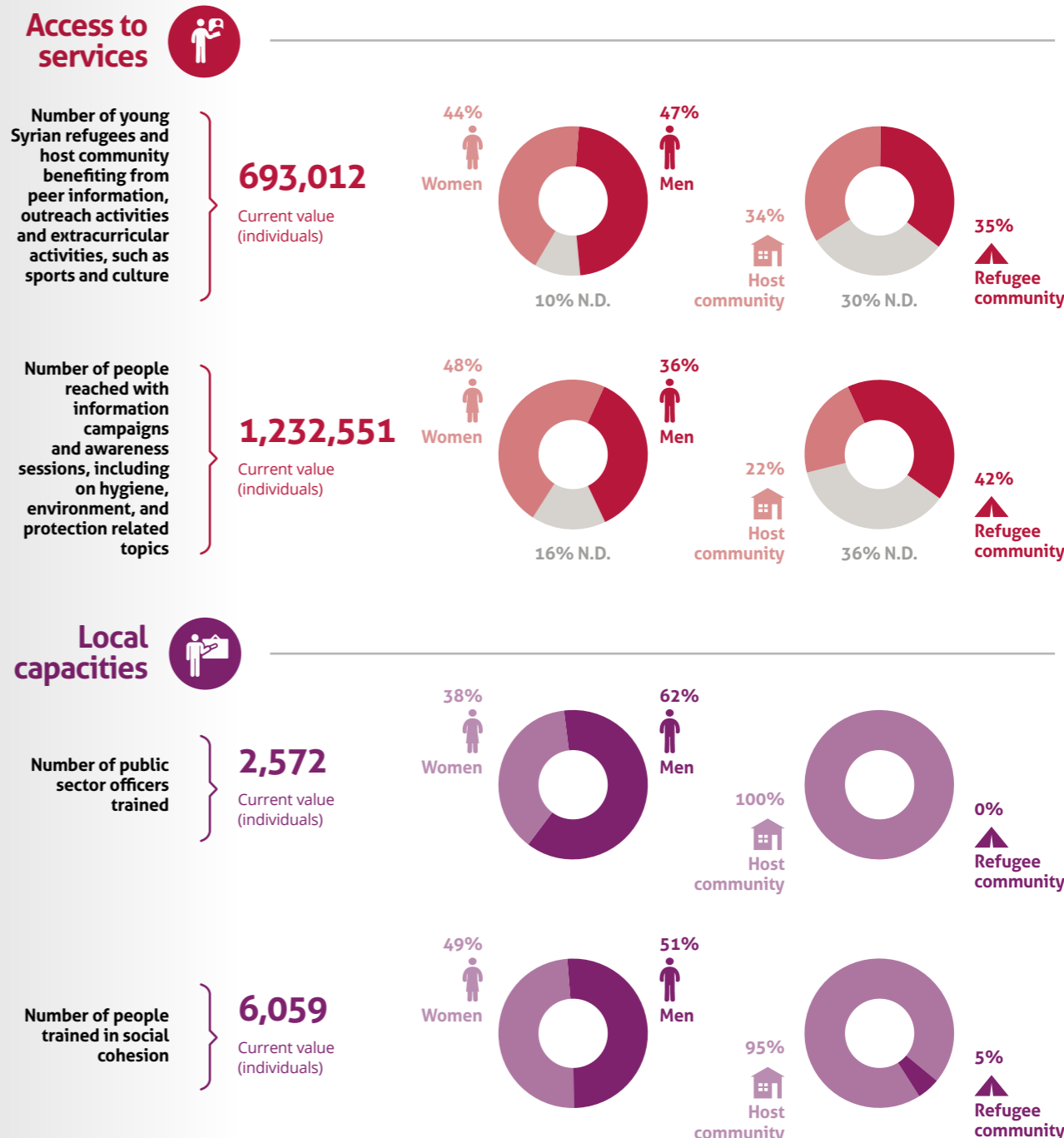


Figure 20: Trust Fund: Social Cohesion services results disaggregated by sex and community of origin (as of 30/06/2021)
*N.D.: Not disaggregated.



Outcomes in the area of social cohesion illustrated in Lebanon and Iraq

Outcomes for this sector are **changes at individual level** affecting refugees, host community members and IDPs; **changes in local organisations** and institutions, such as schools, universities, municipalities or other service providers; and **changes in the national level**, promoted by any sector ministries or others. It is important to note that social cohesion outcomes have a crosscutting nature and touch on different areas, such as education, livelihoods, and protection.

The annual report 2019-20, the recent mid-term review and ROM assessment of the Regional Development and Protection Programme (RDPP II) helps to understand this type of outcomes and their challenges.¹⁷

At **individual level**, from the thematic programmes, access to employability, internships and job placements in **Lebanon** (LebRelief and FabricAid), Jordan (Jordan River Foundation) and Iraq (Mercy Corps with other local organisations) are highlighted. **Refugees in two camps in Iraq have been receiving legal counselling provided by NRC, while in Lebanon social services and referrals have been delivered** after the project had supported the organisations. There is no information about what type of outcomes have been observed among refugees, host communities or IDPs after having access to those services, such as jobs, training, legal or cash assistance.

More recently, in **Lebanon** RDPP II - working together with the network Persons Affected by the Syrian Displacement Crisis (PASC), other community-based organisations, Act for Human Rights (ALEF) and UNHCR - has helped facilitate **easier access to legal documents for Syrian refugees**. Access to birth certificates and legal residency **improves their feeling of safety and security, contributing to better access to education and other services, easier movement between countries, and, eventually, voluntary return**.

In terms of **local institutions**, the 'localised' approach of RDPP II encompasses three principles: bottom-up project design, capacity development and access

to flexible and adaptable funding. This allows local organisations to adapt to the challenge of displacement and the rapidly changing context. RDPP II, working to promote livelihoods, protection spaces; and applied research policy dialogue and advocacy, has put locally led interventions in the heart of its programme. Although not reported in detail yet, **a potential outcome from the localised approach is the strengthened local fabric** around the intervention areas. RDPP II partners include a substantial number of community-based organisations in Lebanon, Jordan and Iraq, to whom 55% of the overall budget is allocated. Management and thematic related training have been provided to these community organisations delivering employability, livelihoods and protection actions in Lebanon, Jordan and Iraq.

At **national level**, capacity building on GBV for line ministries and national NGOs (Iraq, Jordan) has been provided and **advocacy actions on GBV and child protection** (Jordan, Iraq, Lebanon) have been promoted. In Lebanon, the **'1001 Nights' life skills and civic education programme has been reviewed by the Ministry of Education and Higher Education for use in public schools as a way to improve social cohesion**. Research products are being elaborated on durable solutions, return, resettlement and local integration and institutionally, a protection advocacy network is established with 26 national and local community-based organisations. During the reporting period, **five donors stated they adopted recommendations presented by the 'Platform on Durable Solutions'**, while others

have agreed information sharing.

As recently reported, in Lebanon, RDPP II in collaboration with the Lebanese NGO Abaad in their advocacy efforts to combat gender-based violence, has contributed **to approve the first Law in the country to Criminalize Sexual Harassment and [for] Rehabilitation of Its Victims** (December 2020). As important **changes in the legislative framework**, Abaad, considers it as 'monumental step' that contributes to ensure women' safety and enhanced access to justice. It penalises perpetrators of sexual harassment and abuse, affords protection to victims and witnesses and creates a specialised fund at the MoSA for compensations and awareness.

In **Iraq**, RDPP II is supporting ILO in its undertaking of a

→ 17. Source: RDPP Mid-Term Review 2021, Annual report 2019-20, and Draft ROM report, October 2021.



comprehensive **review of the legal and policy frameworks on child labour**. Its recommendations are **feeding the Child Rights Protection Law of Kurdistan Region Iraq (KRI) and the KRI labour law**. The Ministry of Labour and Social Affairs has now prepared a draft law that incorporates worst forms of child labour and an updated definition of hazardous

work. Normative changes are being currently pursued at the level of the KRI before applying changes at federal level.

One of the main general challenges to inform about social cohesion outcomes continues to be its measurement and the follow up of changes in the decision making of stakeholders after making use of different project outputs. In this

particular action, as shown above, an interesting focus of attention is how the strengthening of community-based organisations and other key stakeholders working together are leading to changes at different levels (individual, e.g., improved sense of safety and security), locally (strengthened advocacy and social fabric) and nationally (changes in legislation).



4.2.10. COVID-19 specific results

General overview

During the second quarter of the year, most of the EUTF countries lifted COVID-19 restrictions, rolled out their vaccination campaigns, especially Turkey and Jordan, and kept public health measures in place. Nevertheless, new infection peaks in the summer have resulted, for example, in new physical closures of schools. According to the WHO, countries with a high vaccination coverage and adequate implementation of public health and social measures report shorter waves of COVID-19 and fewer cases.

To date, the Trust Fund with more than thirty implementing partners has contributed with socio-economic support to the region to explicitly address the pandemic. In this section, COVID-19 specific results are analysed.

Results for this reporting period come from twenty-five actions assessed against the same Results Framework, disaggregated by its COVID-19 dimension. These actions, intervening in health, education, livelihoods, WASH and protection, have not only contributed to support access to health and COVID-19

specific materials and systems, but also to ensure access to education, food, water and sanitation or psychosocial support.

In terms of performance, measured by output delivery, these actions show an increase in the **three categories of results i.e. access to services, capacity building and local infrastructure improvements**. At the level of indicators, most outputs have also increased compared to the previous period. There are some exceptions, MSME support and GBV services show the same level since no additional improvements or projects have been added during the reporting period. Data on awareness has slightly decreased, due to a revision of the indicator that now reflects only people engaged in awareness campaigns.

Primary health care-consultations (in Lebanon), show the highest achievements in absolute terms in the category **access to services** (Figure 21) in the health area (Figure 23). This refers mainly to the number of people screened for COVID-19.

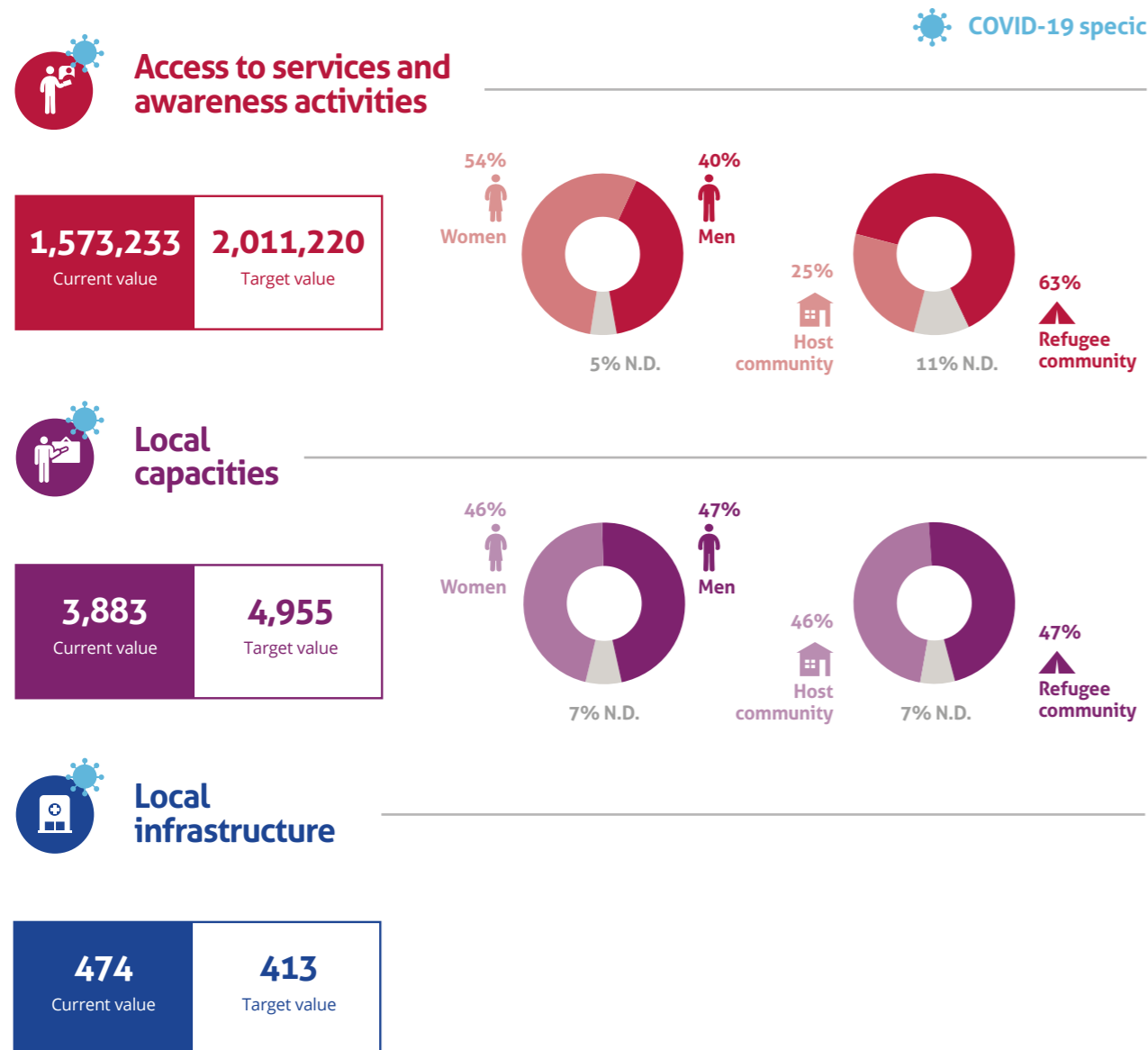


Figure 21: Number of people accessing to COVID-19 related services by sex and community of origin.

Awareness campaigns, as part of the **social cohesion** sector, have also reached a high number of people, since this indicator relates to COVID-19 prevention, and vaccination, hygiene, protection and education.

To date, as *Figure 22* shows, services have been mainly delivered in Lebanon (69%), especially due to the mentioned COVID-19 screenings.

In terms of **local capacities strengthening**, the emphasis has been on training **health personnel** on COVID-19 guidance, mainly in Lebanon and Turkey.

Local infrastructure improvements have been mainly delivered in Lebanon as part of isolation and quarantine facilities for hospitals and in the community.

From the disaggregated information available, **women have accessed services substantially more than men, while many more refugees have**

benefitted from those results. Men and women have been trained to a similar extent in health, while more women have been trained in social cohesion.

Refugees and host community members have participated in the training to a similar extent.

The **COVID-19 specific report** shows detailed information about each of the sectors and how the Trust Fund is responding to the challenges of the pandemic in the region.

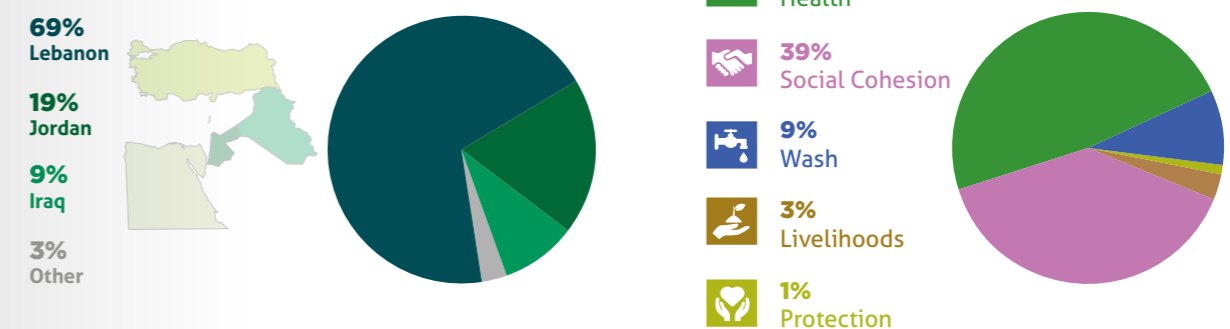


Figure 22: Access to COVID-19 related services (including awareness) by country

Figure 23: Access to COVID-19 related services by sector



4.2.11. On advocacy and development alliances

The Trust Fund promotes both **advocacy and development alliances** to address the Syria refugee crisis. There are two KPIs to measure these more horizontal aspects; one relates to the number

of advocacy initiatives supported at national and regional level, the other on the number of development alliances established.¹⁸

Advocacy initiatives

The Trust Fund and its implementing partners promote a wide range of advocacy-related activities, such as stakeholder dialogue at municipal, regional and national level, specific training with authorities from different government levels, research and communication activities (e.g., TV shows).

In total, eighteen actions in all sectors -including six already completed- are informing the indicator on advocacy, covering Lebanon, Jordan, Iraq, Turkey, Serbia and Egypt.

During this reporting period, four new actions on higher education (DAAD), Livelihoods (Oxfam), WASH (ACTED) and social cohesion with a focus on youth (World Vision) have included advocacy actions in their work programmes.

The global target for **output delivery** has been already achieved, to which mainly Lebanon, Turkey and Iraq contributed, particularly the DAAD action on higher education and the second phase of RDPP II.

While DAAD promotes advocacy-related training and activities for youth and advocacy events at municipal, regional and national level with key stakeholders on higher education, RDPP II aims at promoting livelihoods', protection and social cohesion for refugees, host communities and IDPs, uses **advocacy in combination with capacity building at local level, research and policy dialogue**. Advocacy activities in RDPP II have focused on GBV in the three countries due to increased demand

→ 18. Neither of the KPIs are included in the aggregation strategy, since their units of measurement do not refer to people accessing services, training, or improved local infrastructure.

during the pandemic, other protection related topics and livelihoods.

Oxfam is planning to focus **advocacy actions on the regulatory framework around the social enterprise draft law**, while ACTED foresees some activities to **promote dialogue around water governance** in the country.

Development alliances

On the **development alliances**, the Trust Fund decided to assess the number

of contracts that involve promoting development actions in collaboration with other partner institutions and organisations. This report covers 93 development actions based on alliances of **different international, national and local partners**.

In addition, three actions (two SPARK-led projects and RDPP II) are also reporting on other alliances within their interventions.

A total of 137 alliances have been reported by June 2021, 65% of the total target, practically the same percentage as in the previous period. SPARK specifically aims at consolidating an alliance with five universities and the Presidency for Turks Abroad and Related Communities in Turkey. It has the same goal in Iraq with

Some partners use communication tools to increase visibility of topics and advocate for their goals, such as WHO and YMCA using TV shows and social media releases.

three universities and two institutes to provide better services to students.

RDPP II, putting alliances at the heart of its action, reports more than twenty alliances in Jordan, Iraq and Lebanon that mobilise local community organisations, national and international stakeholders through research, policy dialogue, advocacy, and training to deliver changes in favour of refugees, IDP and other vulnerable people in the host communities. It is worthy to highlight the importance of institutional strengthening of these organisations and potential effects on the social fabric for longer term changes.

Development alliances are **very relevant in the context of partnerships for the UN Sustainable Development Goals (SDG17)**. The Trust Fund is contributing

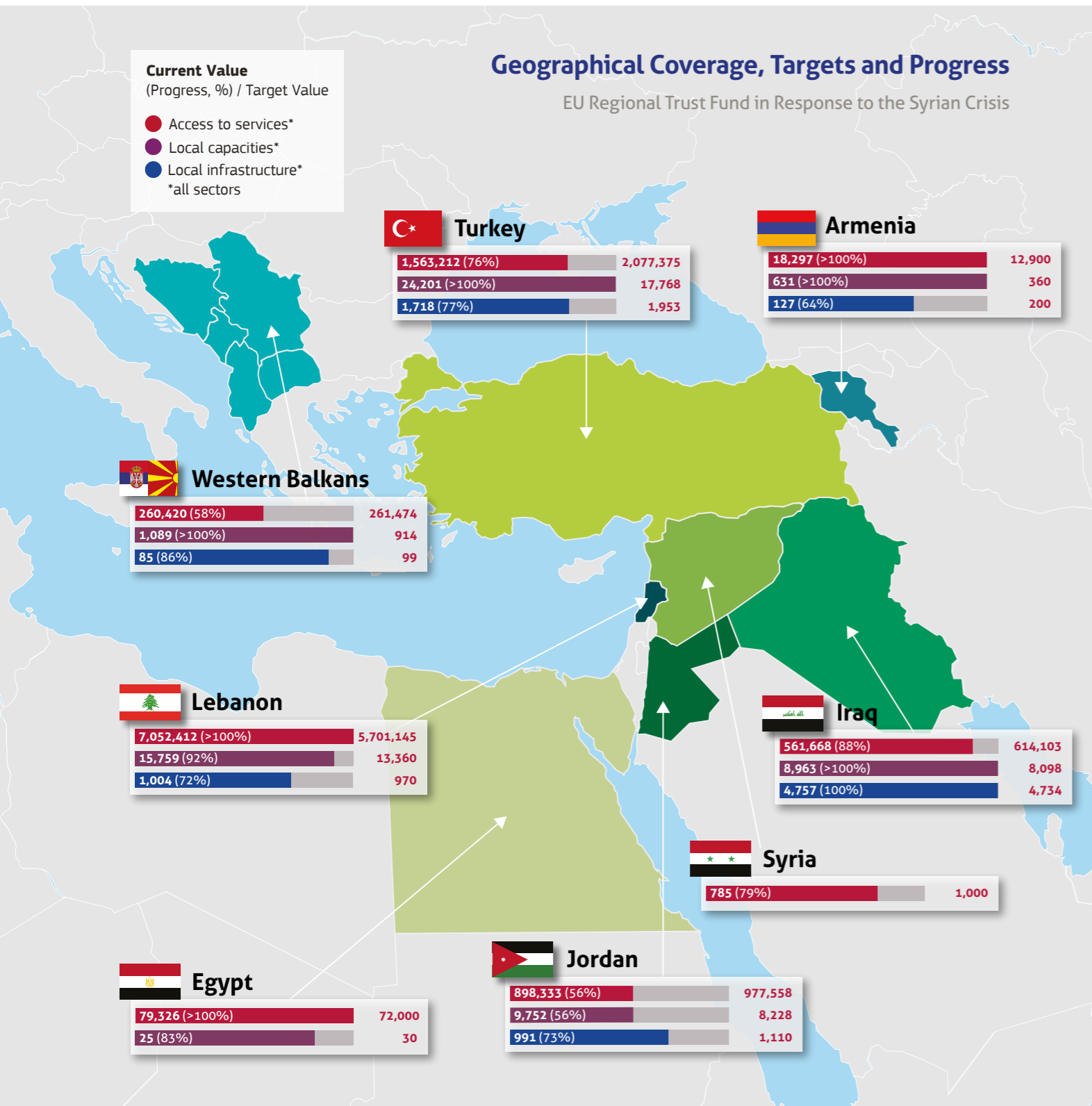
to this SDG 17, encouraging a more effective and coordinated response from EU Member States, Turkey and the UK to the Syrian crisis. **The Trust Fund directly contributes to the indicator measuring the amount of funds committed to public-private and civil society partnerships** (17.1.1). As mentioned before, 2.3 billion EUR has been pledged, with 2.24 billion EUR already contracted.

These alliances, apart from being crucial for the functioning of the Trust Fund-supported projects, might contribute to the social and institutional fabric around the Syrian crisis. However, when measuring their effectiveness, the level of transaction costs involved in these

alliances would need to be considered.

The Trust Fund encourages various implementation arrangements. While the large majority of UN organisations work with national, regional, local authorities and some social organisations (on average three or four partners) NGOs are working in larger partnerships.

These alliances aim at delivering support and services in different levels of administrations -municipal, regional, national - **consolidating improved services, promoting dialogue among different sectors**, and, in some cases, **generating policy changes**.



4.3. Country briefs



4.3.1. Overall results

To date, overall, Lebanon, Turkey and Iraq show high levels of output delivery (90%), while Jordan shows a slower pace due to new, higher targets in WASH and health capacity building activities. From the partner countries with less actions, Armenia and Egypt have practically achieved all their targets. Western Balkans continues to show room for improvement in access to health services - with 57% of planned targets achieved due to challenges in implementation from a completed action.

In terms of **access to services**, while Lebanon, Egypt and Armenia already achieved their planned targets, Jordan, having substantial higher targets, shows a slower performance. On **strengthening of local capacities**, all countries, except Jordan, have achieved their planned targets – Turkey, Iraq, Armenia and Western Balkans- or reflect high performance (Lebanon, Egypt) to date.

Iraq is the only country having achieved all targets in **local infrastructure improvements**. During this period, all

countries, apart from Lebanon, have improved performance, especially Armenia.

Although the area of infrastructure has performed slower than capacity building or access to services, current levels of overall output delivery is at 86%.

The **geographical focus** of the Trust Fund is primarily on Lebanon, Jordan and Iraq, accounting for 81% of the total targets in terms of access to services. By including Turkey, targets achieve 95% of the total ones. The other target countries and regions such as the Western Balkans, Egypt, Armenia and Syria account for 5% of the targeted refugee and host communities, as well as IDP.

Figure 24 below shows the distribution of people benefiting from access to services and training (local capacities), as well as from organisations benefiting from infrastructure improvements in all sectors, by country.

Figure 24: Trust Fund: Geographical Coverage, Targets and Progress (as of 30/06/2021)

Ula

“The headline was ‘Syrian refugee establishes a school for refugee children.’ I was surprised. I hadn’t felt my position as a refugee. Inside, I wondered: ‘Why refugee? I’m not a refugee.’ What does refugee mean? Then what am I? An activist? No, I’m not an activist. As a result, I decided to become a refugee.”

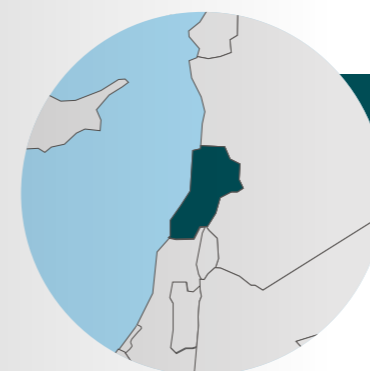
Ula Al-Jundi was born in Salamiyah, near the multi-ethnic city of Hama in west-central Syria.

After her release in 2013, Ula left Syria and settled in the Beqaa valley, in Lebanon, with her husband and three children. There, she started working with a Syrian NGO on education, advocacy, empowerment, participation and capacity building of Syrian women in countries of refuge.

Ula now leads a “Women’s Participation program in the Public and Political spheres”; using her pedagogical skills, she raises Syrian women’s awareness of their civil rights.

When Ula’s family was granted asylum in Sweden, she faced the dilemma of choosing between joining her family and her commitment to the Syrian women’s cause. In the film by Syrian born Palestinian filmmaker Leyl Abdel Aal, we follow the story of the courage and resilience of a Syrian woman.

Photo. © European Union, 2017-2018 / Johanna de Tessières



4.3.2. Lebanon

During this reporting period, **Lebanon** continues to show a high delivery of outputs (from 88% in the previous period to 91% of planned targets in the current one) despite increased targets, especially in the provision of health services and WASH capacity building (*Figure 25*).

Lebanon is a country where the Trust Fund is highly active in all areas with a total of forty-seven interventions -including fifteen completed and eight which were recently approved. In the critical context the country is experiencing, these new actions focus on Livelihoods (Oxfam, GIZ, DRC, Save the Children) access to public services, including Social Services (AICS) and Health (IMC), WASH (ACTED), and Higher Education (DAAD).

While the highest targets continue to be found in access to health services, there are **now seven categories** (out of 17) in Basic Education, Livelihoods, Health, WASH and Protection **that have reached their targets** (*Figure 25*). Peer-to- peer and awareness activities have also almost achieved their targets.

On the other hand, **local capacities’ strengthening in the WASH** sector shows the slowest progress -mainly due to new targets of the recently initiated project.

Refugees enjoy greater access to services across sectors, except in Basic Education, where equal access is suggested, and WASH, where host communities outnumber their peers. Host communities continue to be reached with training across sectors to a larger extent than refugees. Disaggregation by community of origin continues to show room for improvement.

The disaggregation of information shows room for improvement during this period, especially on the awareness activities (*Table 8*). In **Lebanon, more women have accessed to direct services and are being trained to a larger extent than men in most areas** (*Figure 26*). Regarding access to services, women have been reached far more than men by Health and Protection services, as well as Social Cohesion activities.

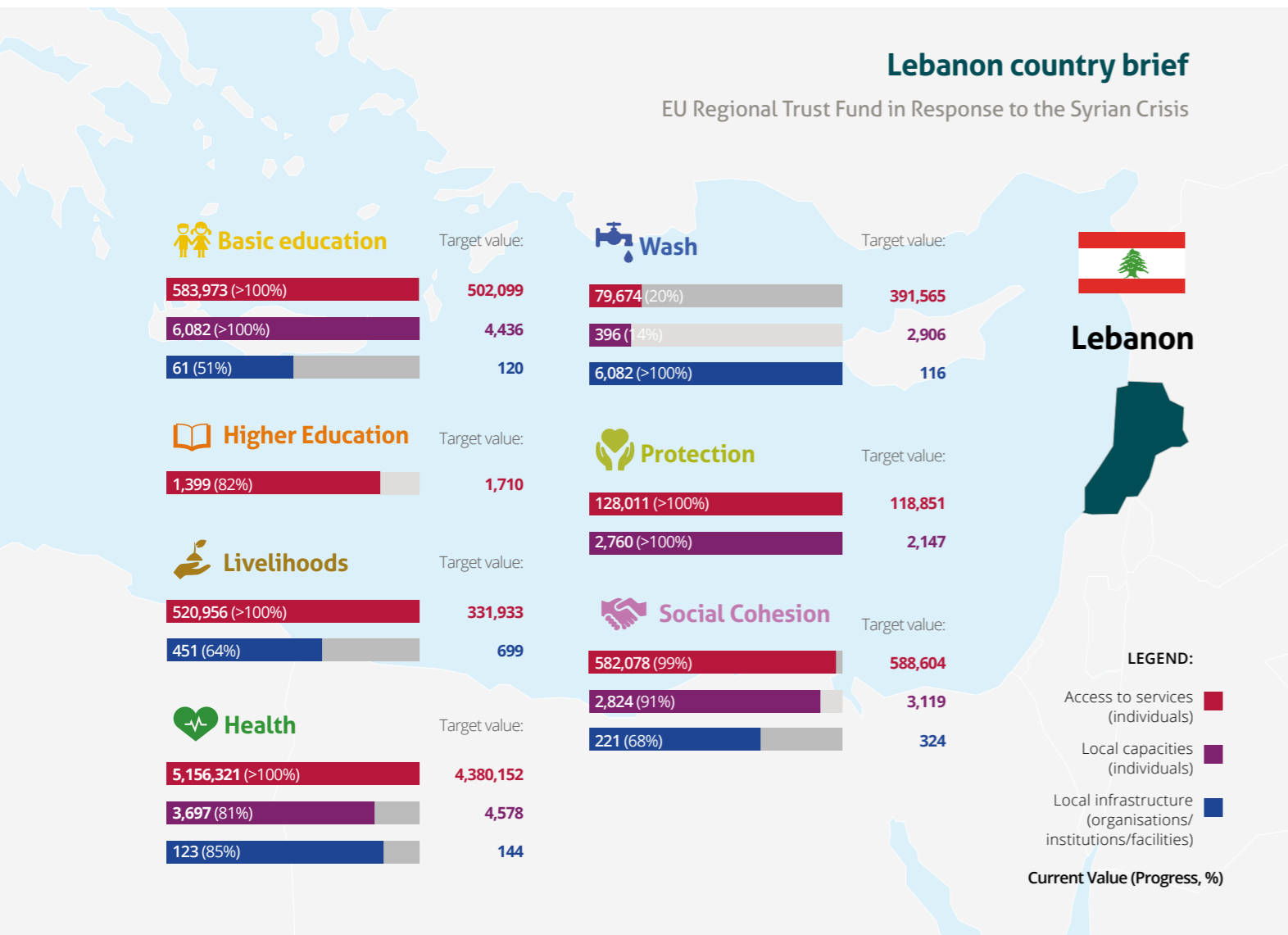


Figure 25: Trust Fund progress in Lebanon (as of 30/06/2021)

Referring to capacity building, women are having more access than men also in the Health and Protection sector.

Refugees enjoy greater access to services across sectors, except in Basic Education, where equal access

is suggested, **and WASH**, where host communities outnumber their peers. Host communities continue to be reached with **training across sectors** to a greater extent than refugees. Disaggregation by community of origin continues to show room for improvement.

Lebanon results by category

EU Regional Trust Fund in Response to the Syrian Crisis

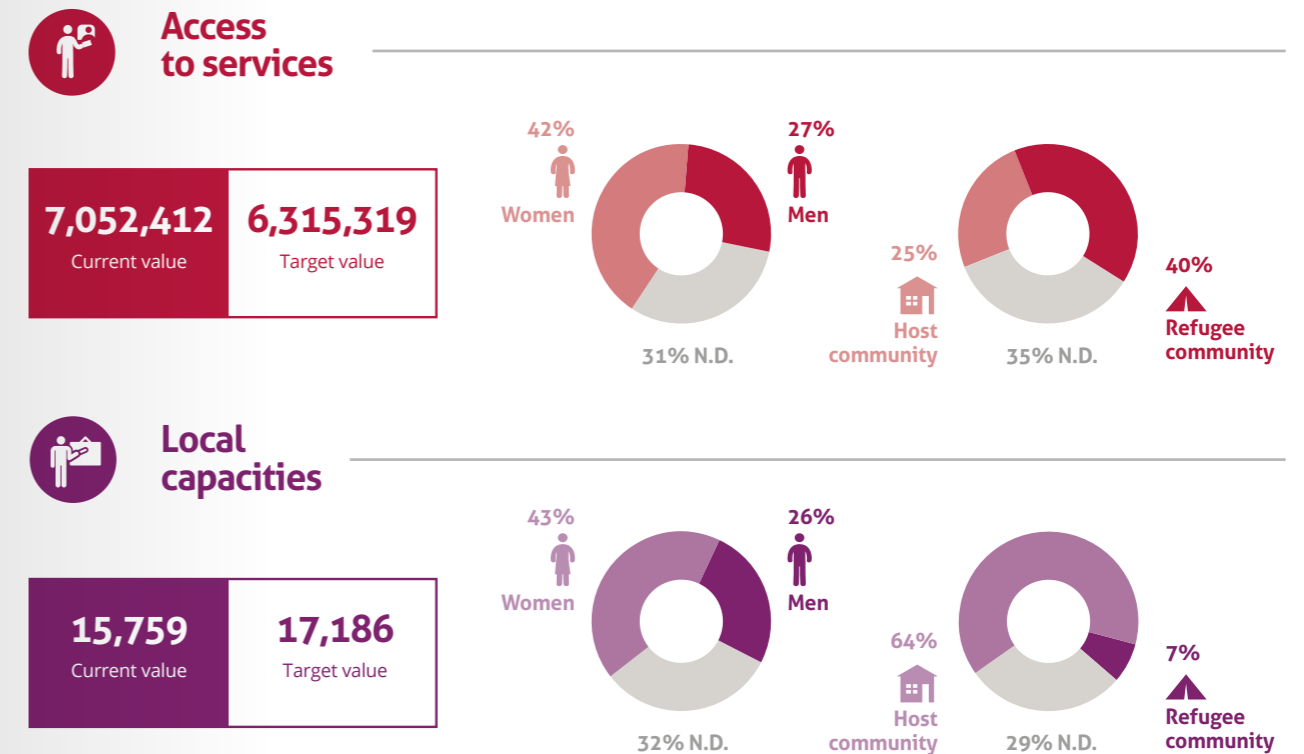


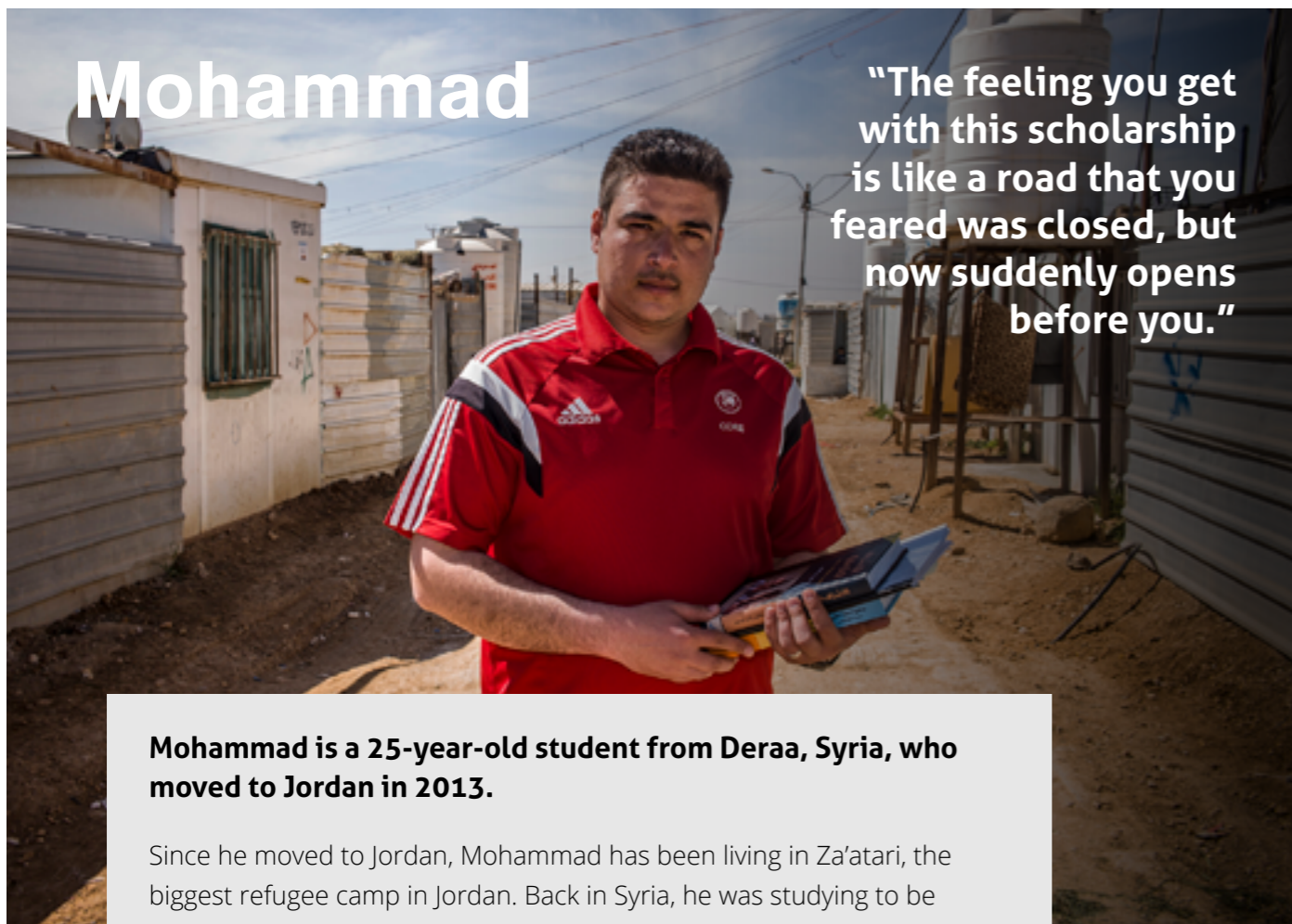
Figure 26: Trust Fund results in Lebanon disaggregated by category (as of 30/06/2021). *N.D.: Not disaggregated.



PRIORITY SECTOR/CATEGOR		CURRENT VALUE	WO-MEN	MEN	N.D.*	REFUGEEES	HOST COMM.	N.D.*
BASIC EDUCATION	Access to Services	583,973	41%	40%	19%	31%	34%	35%
	Local capacities	6,082	27%	8%	66%	2%	65%	33%
HIGHER EDUCATION	Access to services	1,399	50%	50%	0%	71%	29%	0%
LIVELIHOODS	Access to services	520,956	53%	47%	1%	82%	7%	12%
HEALTH	Access to services	5,156,321	40%	23%	37%	37%	25%	38%
	Local capacities	3,697	55%	25%	20%	18%	62%	20%
WASH	Access to services	79,674	52%	48%	0%	15%	85%	0%
	Local capacities	396	24%	44%	33%	3%	24%	72%
PROTECTION	Access to services	128,011	59%	31%	11%	46%	22%	32%
	Local capacities	2,760	59%	38%	4%	9%	38%	53%
SOCIAL COHESION	Access to services	582,078	45%	28%	27%	45%	21%	34%
	Local capacities	2,824	49%	51%	0%	3%	97%	0%

Table 8: Trust Fund progress in Lebanon disaggregated by sex/community of origin (as of 30/06/2021).

*Not Disaggregated.



Mohammad

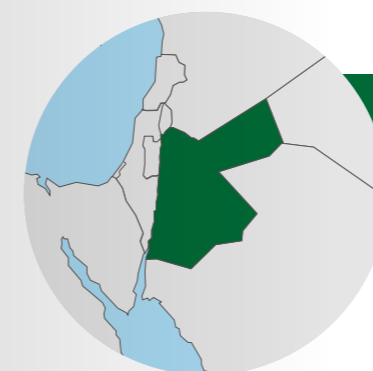
“The feeling you get with this scholarship is like a road that you feared was closed, but now suddenly opens before you.”

Mohammad is a 25-year-old student from Deraa, Syria, who moved to Jordan in 2013.

Since he moved to Jordan, Mohammad has been living in Za’atari, the biggest refugee camp in Jordan. Back in Syria, he was studying to be a teacher. It was very important for Mohammad to be able to make a difference in the camp. “In 2013, when I came to Zaatari camp, the first thing on my mind was how to help the children in the camp. I started voluntary work and helped build the first public library. This initiative made me want to take up the university studies that I could not continue in Syria.”

In March 2018, Mohamad successfully defended his Master’s thesis in education. “I don’t want to stop at the Master’s degree. I plan to continue with a PhD and become a professor. I would like to go as far as I can, academically speaking. I have been fortunate to receive support to finish my education. In the future, I hope that I can help others do the same. Education is the only weapon a person can use to take control of its life.”

Photo. © European Union, 2017-2018 / Johanna de Tessières



4.3.3. Jordan

The Trust Fund is also very active in **Jordan** -with thirty-five different interventions, including thirteen completed ones. Five additional projects on Livelihoods (UNHCR, UN Women), Protection and Livelihoods (ILO/UNICEF), Health (AECID) and WASH (GIZ) have been approved. These actions focus on access to employability, jobs and cash assistance. Additionally, they deliver access to health services, and capacity building of public servants in local institutions providing social, GBV and health services.

Jordan’s progress for all sectors and areas has slightly decreased during this period, reaching 77% all targets achieved (from 80% in the previous period). **This is because, compared to the previous period, targets** in access to employability, cash transfers, job opportunities, **have substantially surged**. Moreover, targets in local capacities’ strengthening in Health and WASH have seen a considerable increase.

The highest targets in Jordan continue to be the ones related to access to safely managed water (WASH) (*Figure 27*). **There are now six categories (out of 17) where targets have been achieved**, namely, access to Basic Education, Livelihoods, Protection and Social Cohesion as shown in the figure below. **The slowest progress is found in local infrastructure improvements in Health** due to the substantially higher targets with the new health action. The same applies to the local capacities’ strengthening in the Health sector.

Based on available disaggregated data, **women have accessed services in Jordan to a slightly greater extent than men** (*Figure 28*). **Training across areas, globally, has been accessed more by men** than women, although the difference is of seven percentage points.

During this period, **refugees have accessed more services and are benefitting more from training** overall

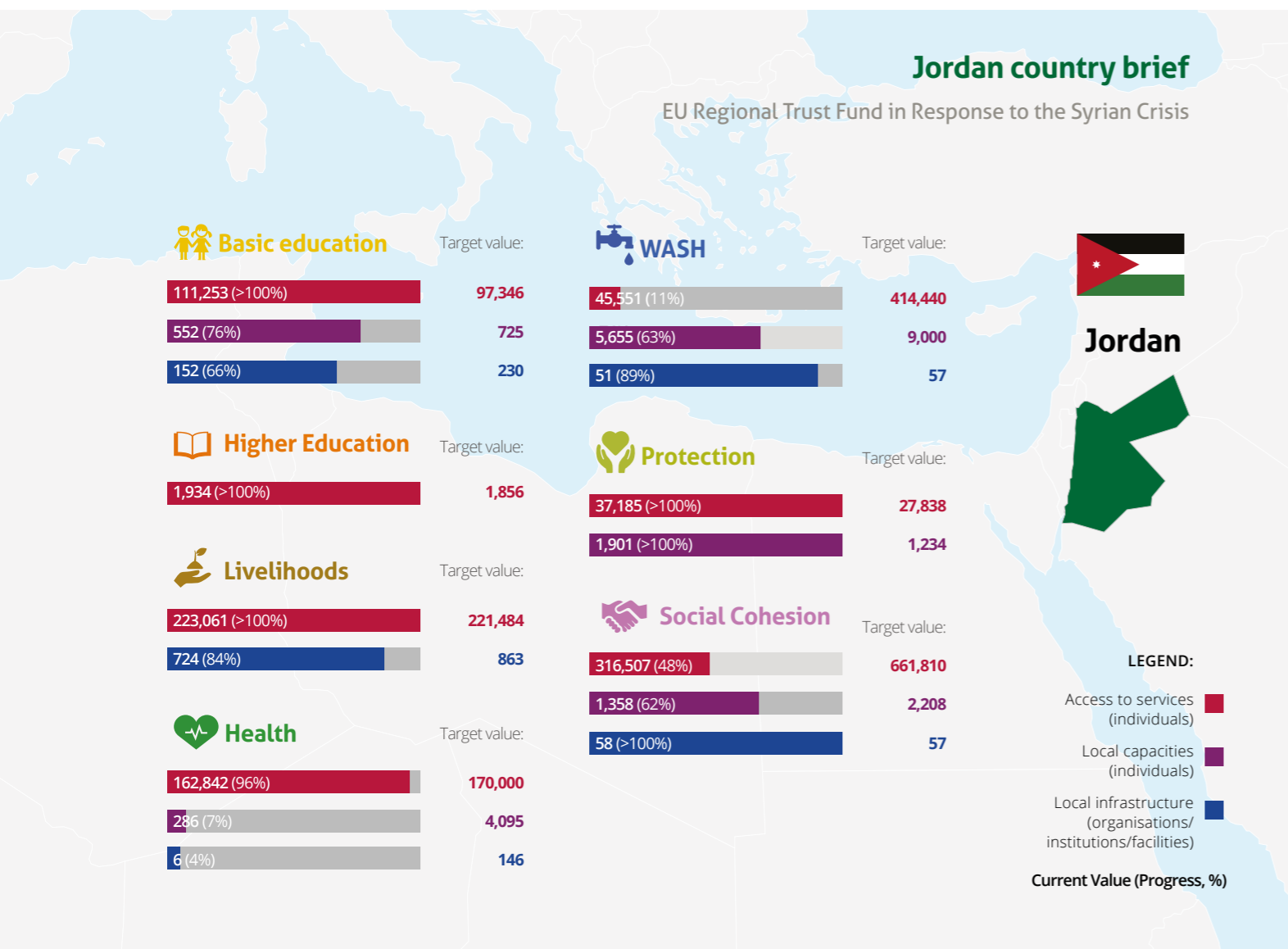


Figure 27: Trust Fund progress in Jordan (as of 30/06/2021)

than their peers in host communities. Disaggregation needs to be improved by community of origin, especially in the area of access to services.

More specifically, **women** have **accessed** more Higher Education, Livelihoods, Health

and Protection, and to a lesser extent in WASH related services than men (Table 9). The **strengthening of local capacities** in WASH and Social Cohesion has been largely accessed by men, while women show higher access to Protection related training.

Jordan results by category

EU Regional Trust Fund in Response to the Syrian Crisis

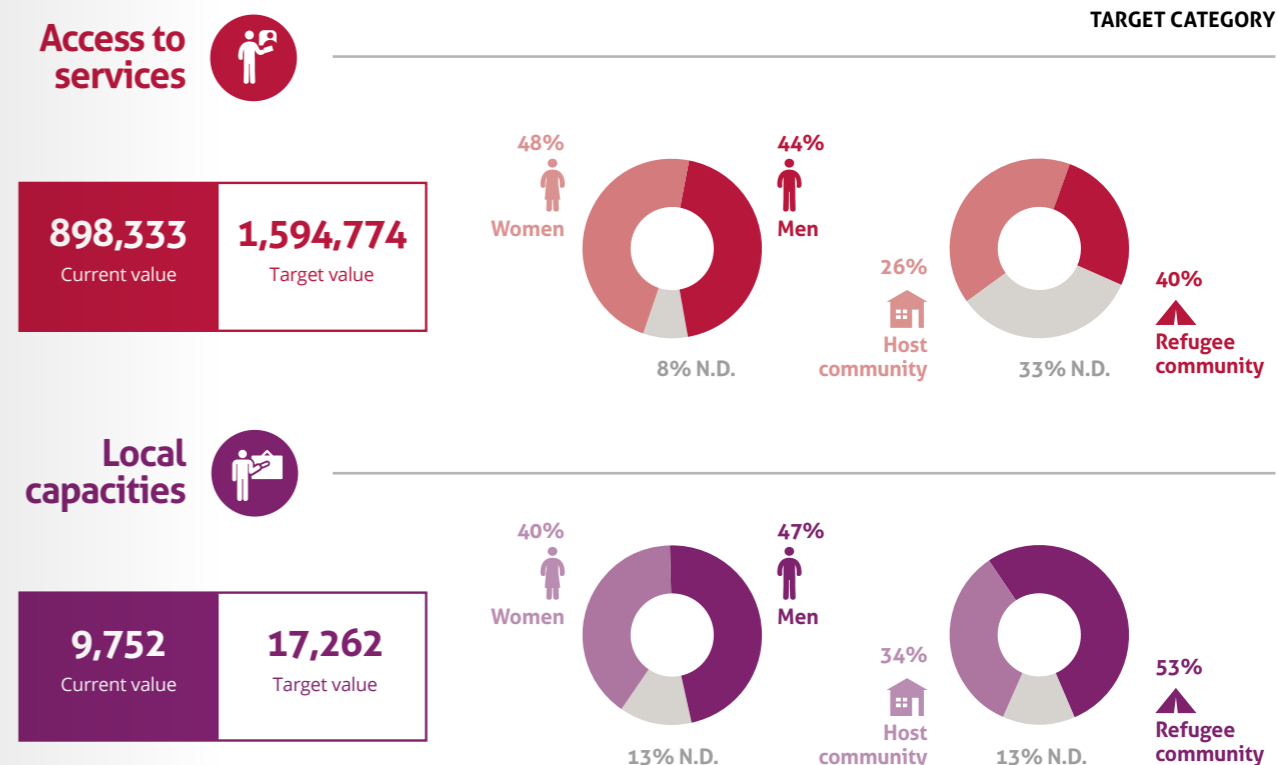


Figure 28: Trust Fund results in Jordan disaggregated by category (as of 30/06/2021)

Participation in health training appears to reach both women and men to the same extent. In Basic Education training, men outnumber women during this period.

The analysis highlights that Higher Education scholarship programmes, Livelihoods support, and WASH services have reached more refugees than host communities, while it is noted that host communities have been accessing far

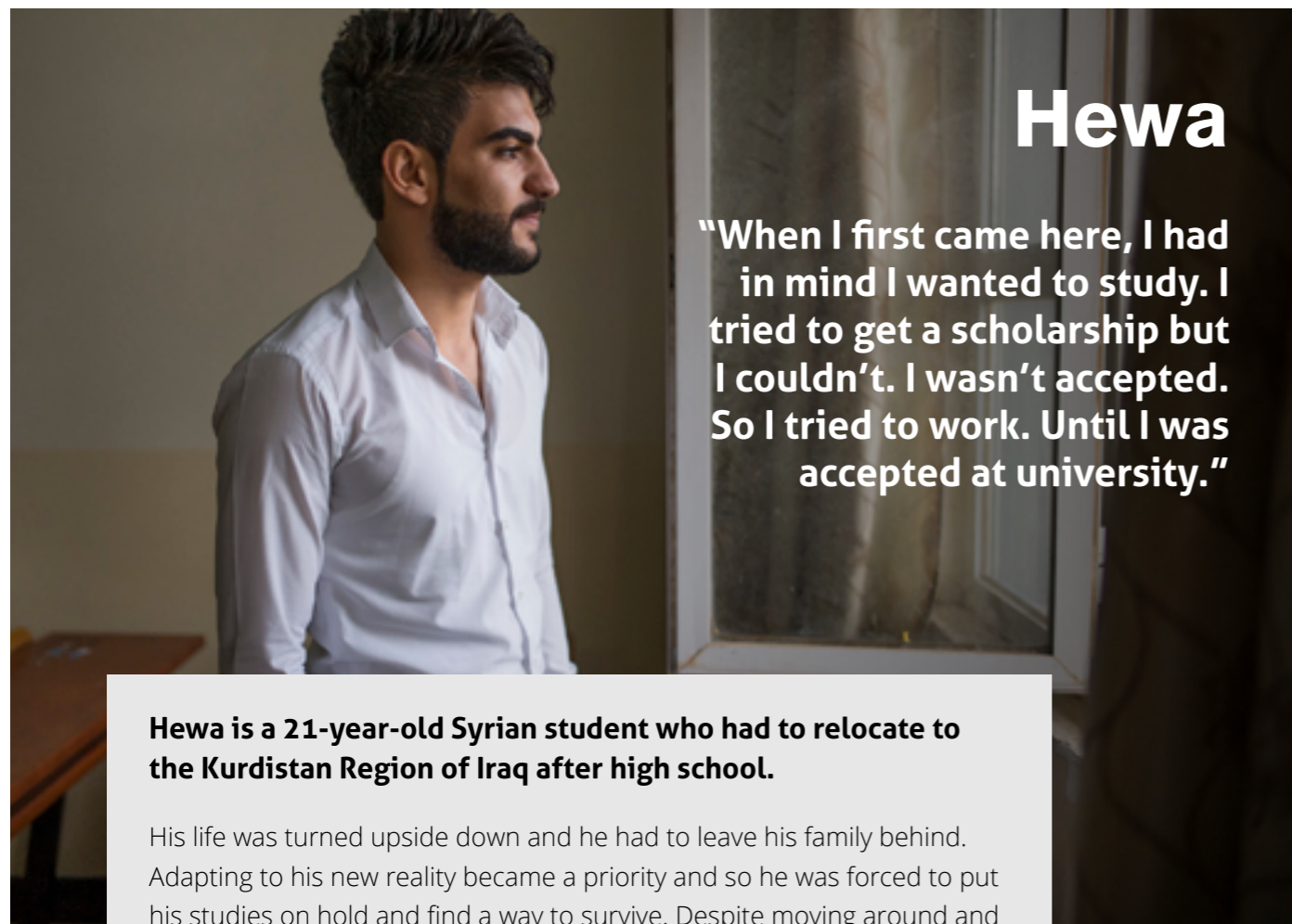
more Health. **Host communities are now being trained to a larger extent** in Basic Education, Health and Social Cohesion, while refugee communities have more access to WASH and Protection training. This might be related to the public institutions providing services whose workers are mostly from host communities. Disaggregation by community of origin needs to be improved.



PRIORITY SECTOR/CATEGOR		CURRENT VALUE	WOMEN	MEN	N.D.*	REFU-GEES	HOST COMM.	N.D.*
BASIC EDU-CATION	Access to Services	111,253	31%	29%	41%	9%	21%	70%
	Local capacities	552	44%	56%	0%	21%	79%	0%
HIGHER EDUCATION	Access to services	1,934	56%	44%	0%	74%	26%	0%
LIVELI-HOODS	Access to services	223,061	54%	41%	6%	82%	4%	13%
HEALTH	Access to services	162,842	57%	43%	0%	35%	65%	0%
	Local capacities	286	50%	50%	0%	0%	100%	0%
WASH	Access to services	45,551	51%	49%	0%	58%	42%	0%
	Local capacities	5,655	29%	48%	23%	67%	10%	23%
PROTEC-TION	Access to services	37,185	63%	10%	27%	28%	41%	31%
	Local capacities	1,901	67%	33%	0%	62%	38%	0%
SOCIAL COHESION	Access to services	316,507	43%	55%	1%	24%	19%	57%
	Local capacities	1,358	43%	57%	0%	3%	97%	0%

Table 9: Trust Fund progress in Jordan disaggregated by sex/community of origin (as of 30/06/2021).

*Not Disaggregated.



Hewa

“When I first came here, I had in mind I wanted to study. I tried to get a scholarship but I couldn’t. I wasn’t accepted. So I tried to work. Until I was accepted at university.”

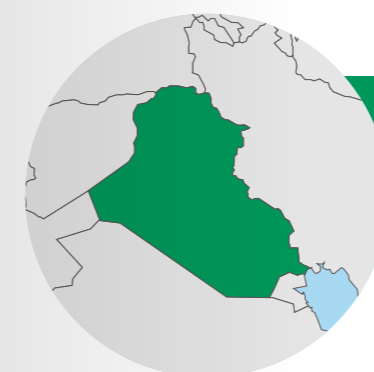
Hewa is a 21-year-old Syrian student who had to relocate to the Kurdistan Region of Iraq after high school.

His life was turned upside down and he had to leave his family behind. Adapting to his new reality became a priority and so he was forced to put his studies on hold and find a way to survive. Despite moving around and doing small jobs for a few years, he never lost sight of his dreams and kept trying to get into university.

He applied for scholarships but got rejected on two occasions. Undeterred and determined to achieve his goals, he applied a third time and his efforts finally paid off. “I didn’t study for three years. I wanted to study immediately but I didn’t get in. This is what pushes me to get good grades. I want to have a certificate with high grades, so I can use it to work one day.”

Hewa is now studying programming at Bayan University. His biggest wish is to become one of the best programmers and, most importantly, to be reunited with his family. Everything he does is for them and he is their biggest pride.

Photo. © European Union, 2017-2018 / Johanna de Tessières



4.3.4. Iraq

In Iraq, the Trust Fund has become increasingly prominent, with components of twenty-four actions covering areas, such as Basic and Higher Education, Livelihoods, Health, WASH, Protection and Social Cohesion. It includes ten completed projects. During the reporting period, two projects have been included in the assessment, one on Higher Education (DAAD) and one on Protection and Livelihoods (UN-Habitat).

Overall average progress is at 85% towards planned targets, having improved since the last reporting period (77%).

Figure 29 illustrates that **targets have already been reached in nine categories (out of 15)**– Basic Education, Higher Education, Health infrastructure, Livelihoods, WASH, Protection and Social Cohesion.

The slowest pace is found in access to safely managed water. This indicator shows a final achievement of 67% of its planned targets to date.

The highest targets in this country continue to be in the WASH and Health sector.

In Iraq, **women have accessed more services in general (Figure 30), while men have been reached more in terms of local capacity strengthening. Although refugees and host communities have benefitted from access to services to a similar extent**, host communities have been the main beneficiaries in the area of local capacities strengthening.

However, as with other data sets, disaggregation by sex and community of origin shows room for improvement.

Based on available information, women have benefitted from greater access to Higher Education scholarships, Health and Protection services than men.

By contrast, men have accessed Livelihoods support to a larger extent. Regarding capacity building, women have accessed more training in Basic Education, while men have better access to training in the WASH, Health and Social Cohesion sector.

Iraq country brief

EU Regional Trust Fund in Response to the Syrian Crisis

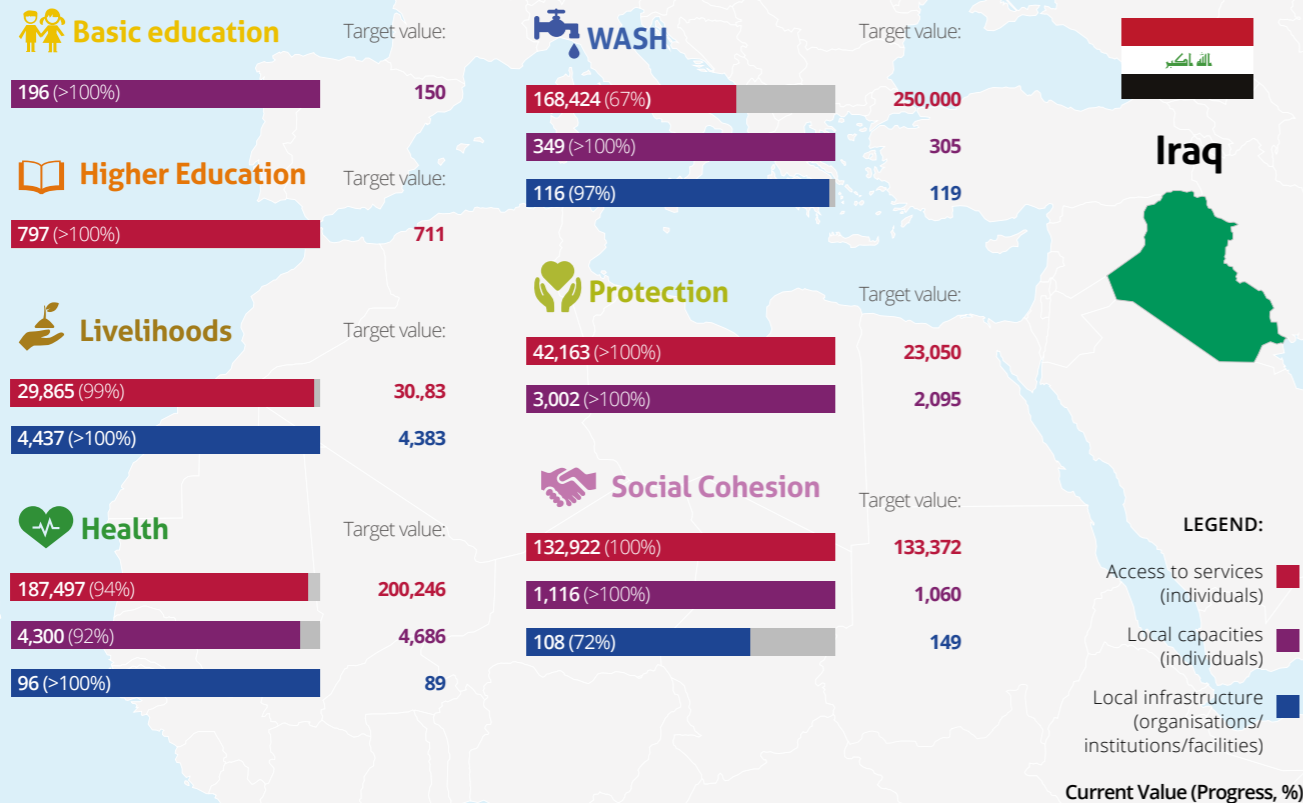


Figure 29: Trust Fund progress in Iraq (as of 30/06/2021)

It can be observed that **host communities have accessed more capacity building** activities in Education, Protection and Social Cohesion, while Higher Education

scholarships and Health services have reached more refugees than their host community peers (Table 10).

Iraq results by category

EU Regional Trust Fund in Response to the Syrian Crisis

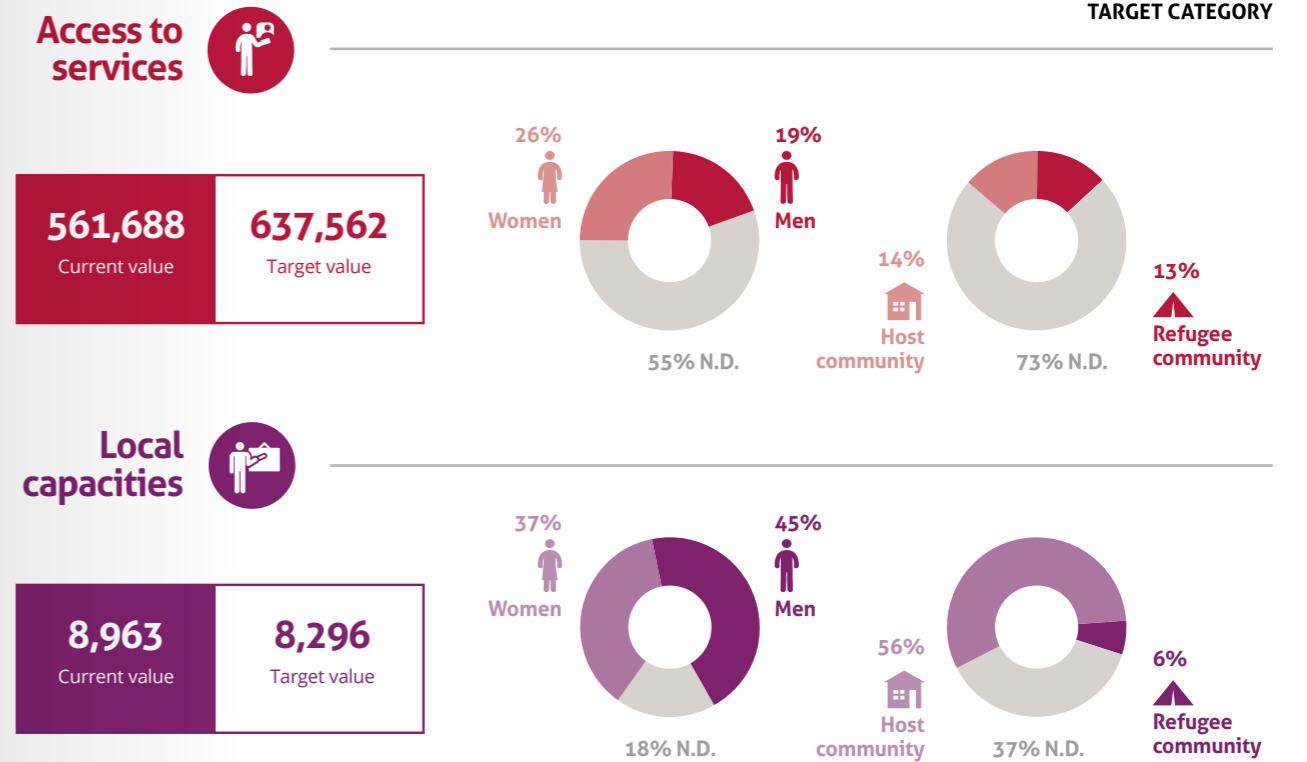


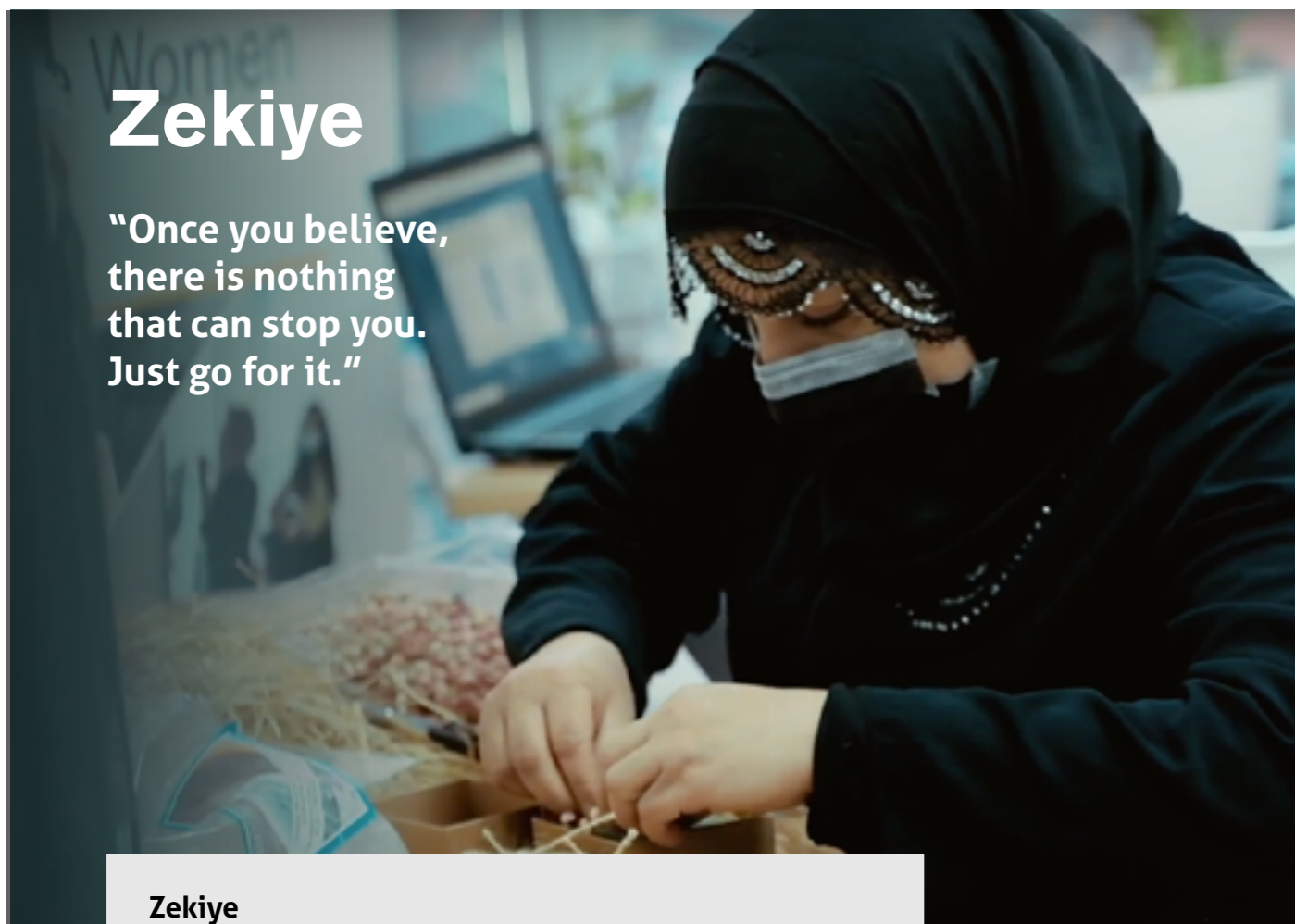
Figure 30: Trust Fund results in Iraq disaggregated by category (as of 30/06/2021)



PRIORITY SECTOR/CATEGOR		CURRENT VALUE	WOMEN	MEN	N.D.*	REFU-GEES	HOST COMM.	N.D.*
BASIC EDU-CATION	Local capacities	196	55%	45%	0%	0%	100%	0%
HIGHER EDUCATION	Access to services	797	54%	46%	0%	80%	20%	0%
LIVELI-HOODS	Access to services	29,865	42%	58%	0%	32%	68%	0%
HEALTH	Access to services	187,497	14%	11%	76%	20%	5%	76%
	Local capacities	4,300	28%	34%	38%	6%	16%	78%
WASH	Access to services	168,424	N.D.	N.D	100%	N.D	N.D	100%
	Local capacities	349	12%	88%	0%	0%	100%	0%
PROTEC-TION	Access to services	42,163	92%	8%	0%	29%	71%	0%
	Local capacities	3,002	50%	50%	0%	4%	96%	0%
SOCIAL COHESION	Access to services	132,922	50%	50%	0%	13%	13%	74%
	Local capacities	1,116	42%	58%	0%	16%	84%	0%

Table 10: Trust Fund progress in Iraq disaggregated by sex/community of origin (as of 30/06/2021).

*Not Disaggregated



Zekiye

“Once you believe,
there is nothing
that can stop you.
Just go for it.”

Zekiye

“Once you believe, there is nothing that can stop you. Just go for it!” says Zekiye, who fled to Turkey 6 years ago. She was diagnosed with breast cancer after she came to Turkey. She joined Turkish classes in Seyhan Women’s Solidarity Centre. Thanks to the classes, she is now able to take care of herself and go to the hospital on her own to get her treatment. She even supports other Syrians for their translation needs.

She is only one of the 500,000 women Qudra 2 has supported so far in different ways: access to improved basic services, COVID-19 support, access to information or skills training, to name a few.

Photo. © European Union, 2017-2018
/ Johanna de Tessières



4.3.5. Turkey

The Trust Fund has been funding a substantial number of interventions in Turkey. The overall progress of these twenty-four actions - including twelve completed - currently shows 91% of output achievement, an increase from 85% in the previous period. No new actions have been added during this period.

Goals have been already achieved in capacity building areas, and more specifically in eleven categories (out of 15), Basic and Higher Education, Livelihoods support, Health, Protection and Social Cohesion services (Figure 31).

Access to improved water services have the highest targets, mainly due to a previously approved intervention led by the EIB. These newly added higher targets (in addition to the complexity of WASH related projects) explain why access to improved water services shows the slowest progress during this period.

On average, globally, more women have **accessed direct services** than men in Turkey (Figure 32), while men have been reached more in terms of **training** in the different sectors.

Similarly, as in the other target countries, refugees are the main beneficiaries in terms of **access to services**, while host communities benefit more from the **local capacities strengthening** activities.

More specifically, **women have accessed Livelihoods support, Health, Protection and Social Cohesion related services more than men in Turkey, while men have been reached to a better extent with Higher Education scholarships** during this period. Women and men appear to have similar access to Basic Education services (Table 11).

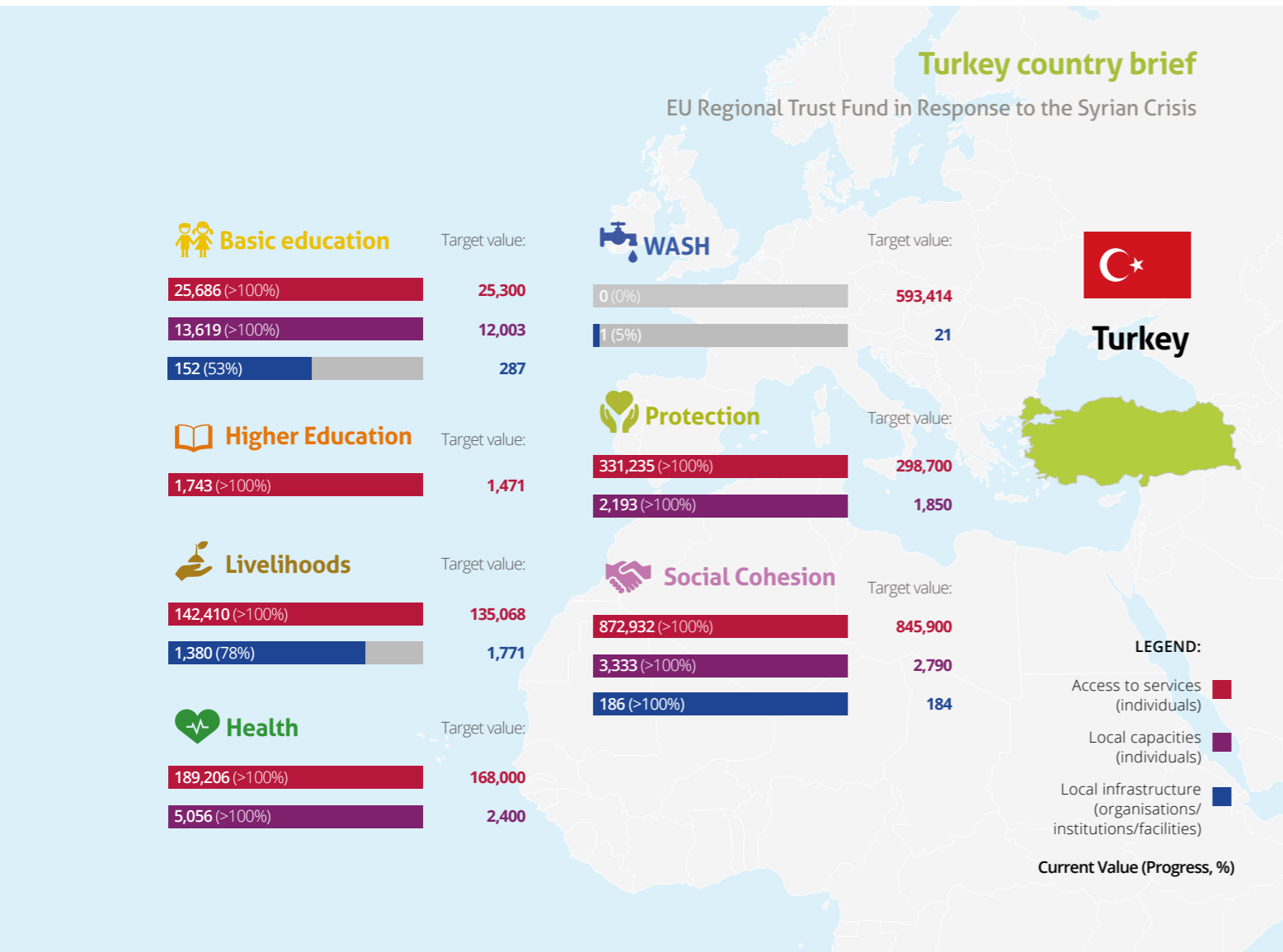


Figure 31: Trust Fund progress in Turkey (as of 30/06/2021)

In terms of local capacities men have been trained more across the areas of Health, Protection and Social Cohesion, but not in Basic Education.

Refugees have benefitted more from all services in Basic, Higher Education scholarships, Livelihoods support, Health, Protection and Social Cohesion **than host communities**.

Turkey results by category

EU Regional Trust Fund in Response to the Syrian Crisis

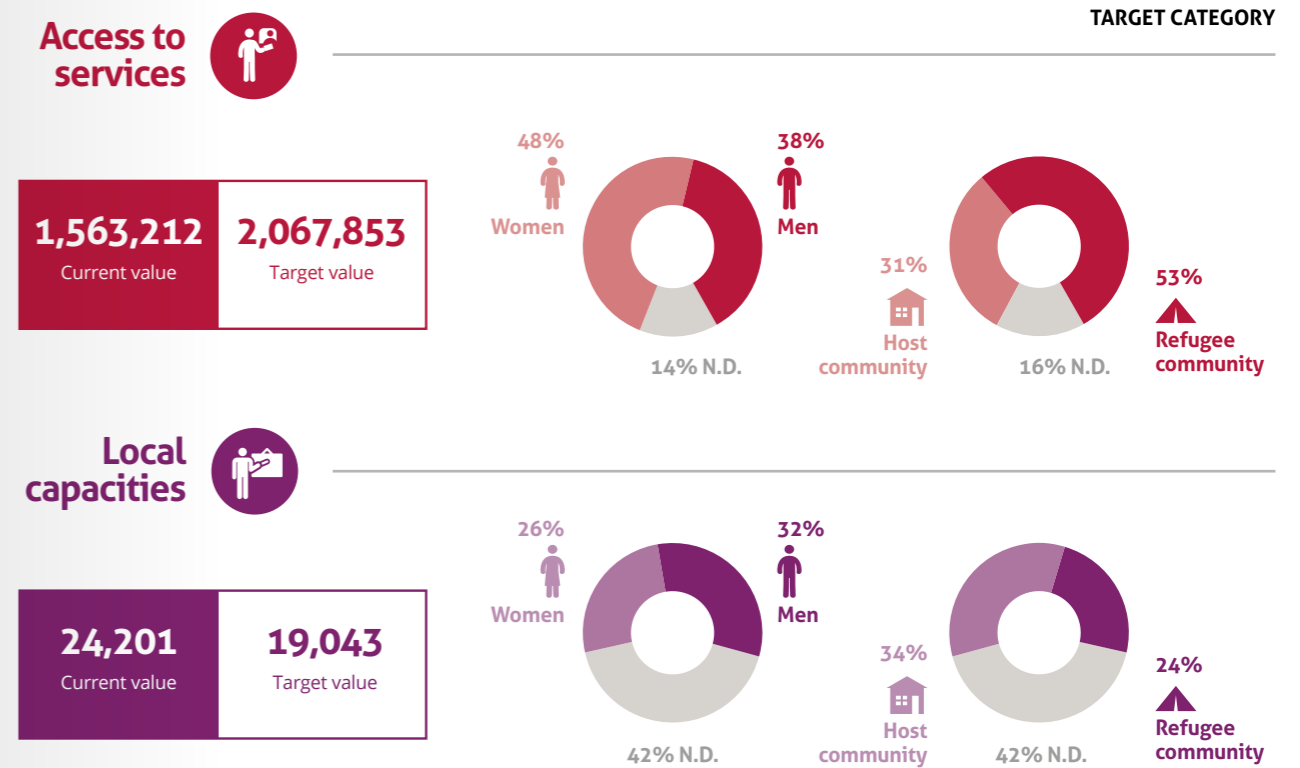


Figure 32: Trust Fund results in Turkey disaggregated by category (as of 30/06/2021)
*N.D.: Not disaggregated.

Refugees have accessed capacity building to a greater extent than their host community peers in Basic Education and Health, while host communities have benefitted more from training in the Protection and Social Cohesion area.

There is still room to improve disaggregation of capacity building activities by community of origin.



PRIORITY SECTOR/CATEGOR		CURRENT VALUE	WO-MEN	MEN	N.D.*	REFU-GEES	HOST COMM.	N.D.*
BASIC EDUCATION	Access to Services	25,686	32%	34%	34%	55%	11%	34%
	Local capacities	13,619	18%	14%	68%	21%	11%	68%
HIGHER EDUCATION	Access to services	1,743	45%	55%	0%	96%	4%	0%
LIVELIHOODS	Access to services	142,410	61%	39%	0%	85%	15%	0%
HEALTH	Access to services	189,206	44%	39%	17%	59%	41%	0%
	Local capacities	5,056	40%	60%	0%	58%	42%	0%
WASH	Access to services	0	0	0	0	0	0	0
PROTECTION	Access to services	331,235	47%	30%	23%	55%	22%	23%
	Local capacities	2,193	16%	47%	37%	0%	63%	37%
SOCIAL COHESION	Access to services	872,932	48%	41%	11%	47%	35%	19%
	Local capacities	3,333	46%	54%	1%	0%	99%	1%

Table 11: Trust Fund progress in Turkey disaggregated by sex/community of origin (as of 30/06/2021).

*Not Disaggregated.



4.3.6. Other countries



4.3.6.1. Western Balkans

The Trust Fund has funded four actions in the **Western Balkans** (three in Serbia and one in North Macedonia) to date, of which three have been completed. The overall level of output achievement in the Western Balkans has been very high against planned targets being most categories already met, as noted in the previous reporting period.

The only area with a slower level of performance is in access to health services in particular – this explains the lower progress in access to services in general, compared to the **full achievement of capacity building outputs**. The highest targets continue to be those related to access to health services (*Figure 33*).

Targets in six areas (out of 10) have already been achieved: Access to Basic Education, educational personnel training, improvements in educational infrastructure, Livelihoods support, access to Protection and Social Cohesion-related services. Improvements in WASH infrastructure in one closed action show the slowest progress in addition to the health mentioned outputs.

In general terms, the Western Balkans region varies from the trend in other countries regarding access to services. **Mostly men accessed services here.** This may be related to the type of interventions targeting **migrants and refugees in asylum centres**, where most beneficiaries are men (*Figure 34*).

Western Balkans country brief

EU Regional Trust Fund in Response to the Syrian Crisis



Figure 33: Trust Fund progress in Western Balkans (as of 30/06/2021)

The **training of personnel in the different service areas have been accessed mostly by women from host communities**. It is worth noting that the disaggregation of information by sex and community of origin is complete, which can be considered positive.

Access to Basic Education, Livihoods, Health, Protection and Social Cohesion services, has largely reached men, while the same actions have focused on asylum centres, and therefore, on migrants and refugees (Table 12). Regarding local capacities, women have been mostly trained to provide Basic Education and Protection services, and all of them were from host communities.

Western Balkans results by category

EU Regional Trust Fund in Response to the Syrian Crisis

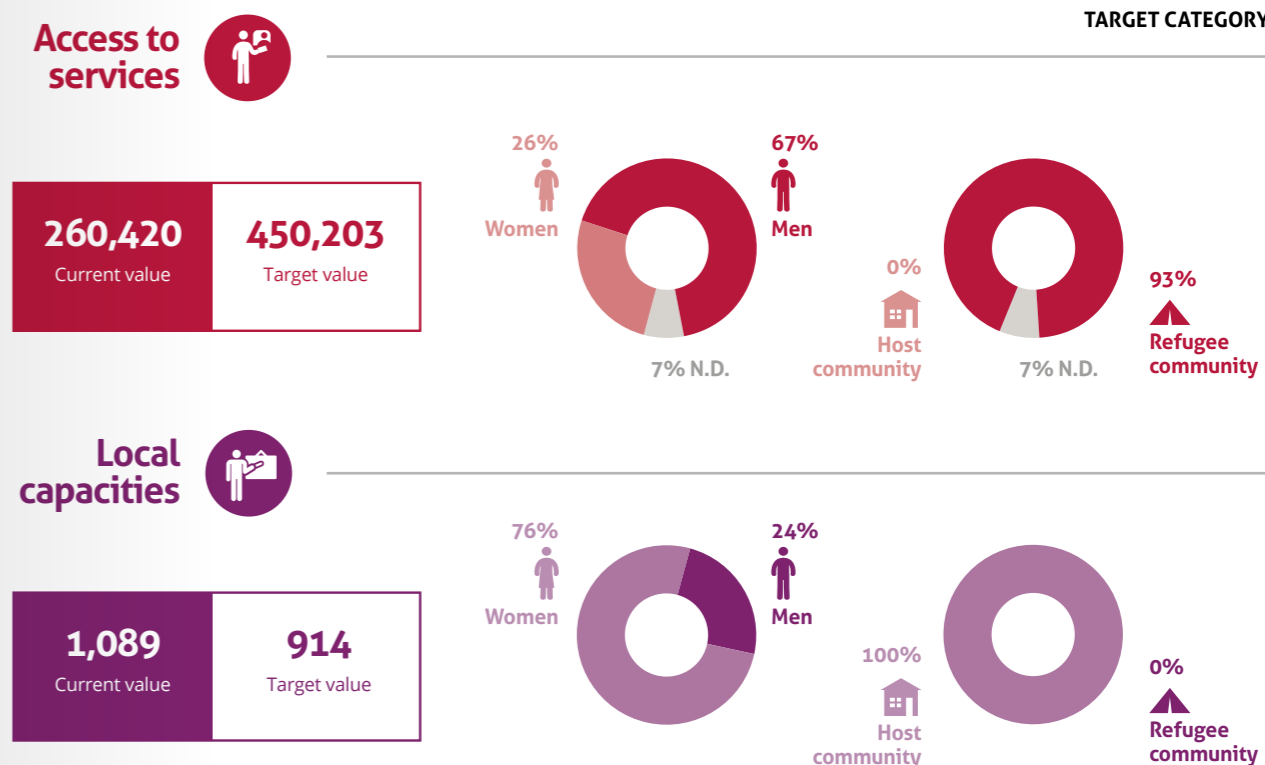


Figure 34: Trust Fund results in Western Balkans disaggregated by category (as of 30/06/2021)



PRIORITY SECTOR/CATEGOR		CURRENT VALUE	WOMEN	MEN	N.D.*	REFUGEEES	HOST COMM.	N.D.*
BASIC EDUCATION	Access to Services	2,926	11%	89%	0%	100%	0%	0%
	Local capacities	765	81%	19%	0%	0%	100%	0%
LIVELIHOODS	Access to services	3,522	21%	79%	0%	100%	0%	0%
HEALTH	Access to services	243,183	26%	67%	7%	93%	0%	7%
PROTECTION	Access to services	7,239	18%	82%	0%	100%	0%	0%
	Local capacities	324	65%	35%	0%	0%	100%	0%
SOCIAL COHESION	Access to services	3,550	49%	51%	0%	100%	0%	0%

Table 12: Trust Fund progress in Western Balkans disaggregated by sex/community of origin (as of 30/06/2021).

*Not Disaggregated.



4.3.6.2. Egypt

In **Egypt**, the Trust Fund has funded two actions, and the average global progress has already achieved the planned goals. Both actions are now completed.

Access to services has already delivered all planned outputs in Higher

Education scholarships, Health services, and Livelihoods support (3 out of 4 categories), while training of educational personnel achieved 83% of their targets. The highest targets had been defined in the Health sector (Figure 35).

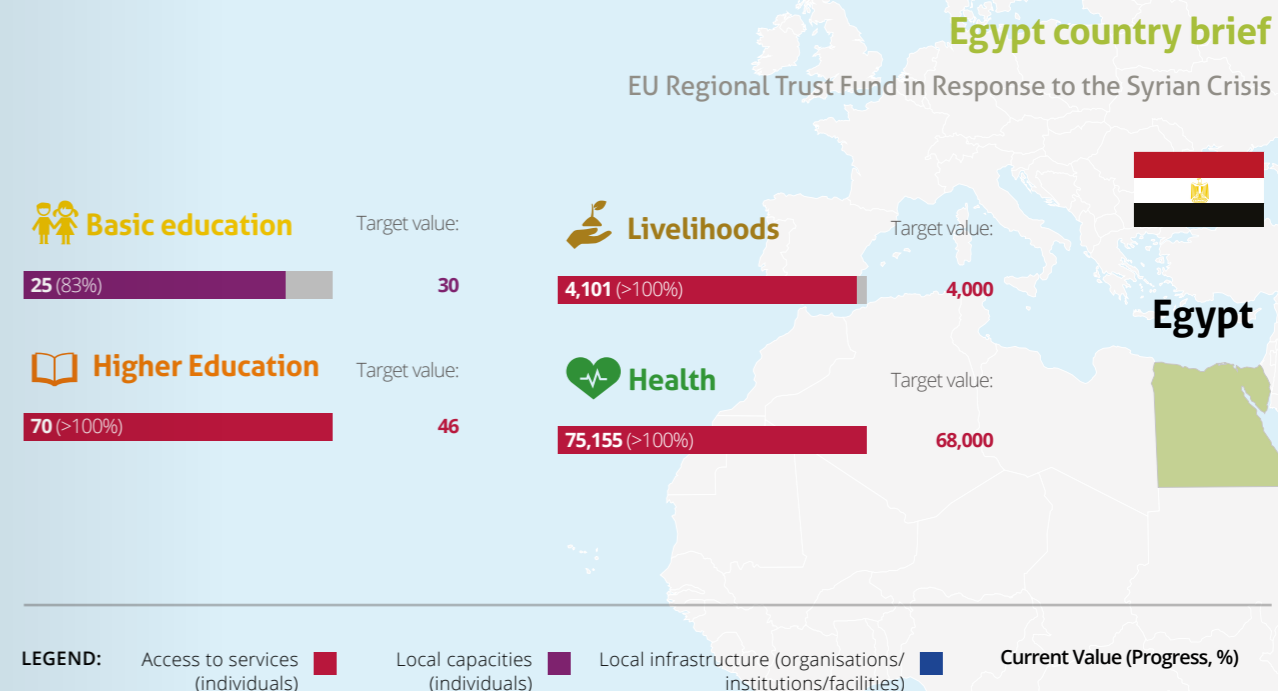


Figure 35: Trust Fund progress in Egypt (as of 30/06/2021)

Women have accessed services in Egypt more than men, while host communities were mostly reached with services (Figure 36). Regarding local capacities, mostly women from host communities have been trained. Disaggregation by sex and community of origin is complete.

More specifically, more women have accessed Livelihoods support and Health services, while substantially more men have been reached by scholarships for Higher and Further Education.

Egypt results by category
EU Regional Trust Fund in Response to the Syrian Crisis

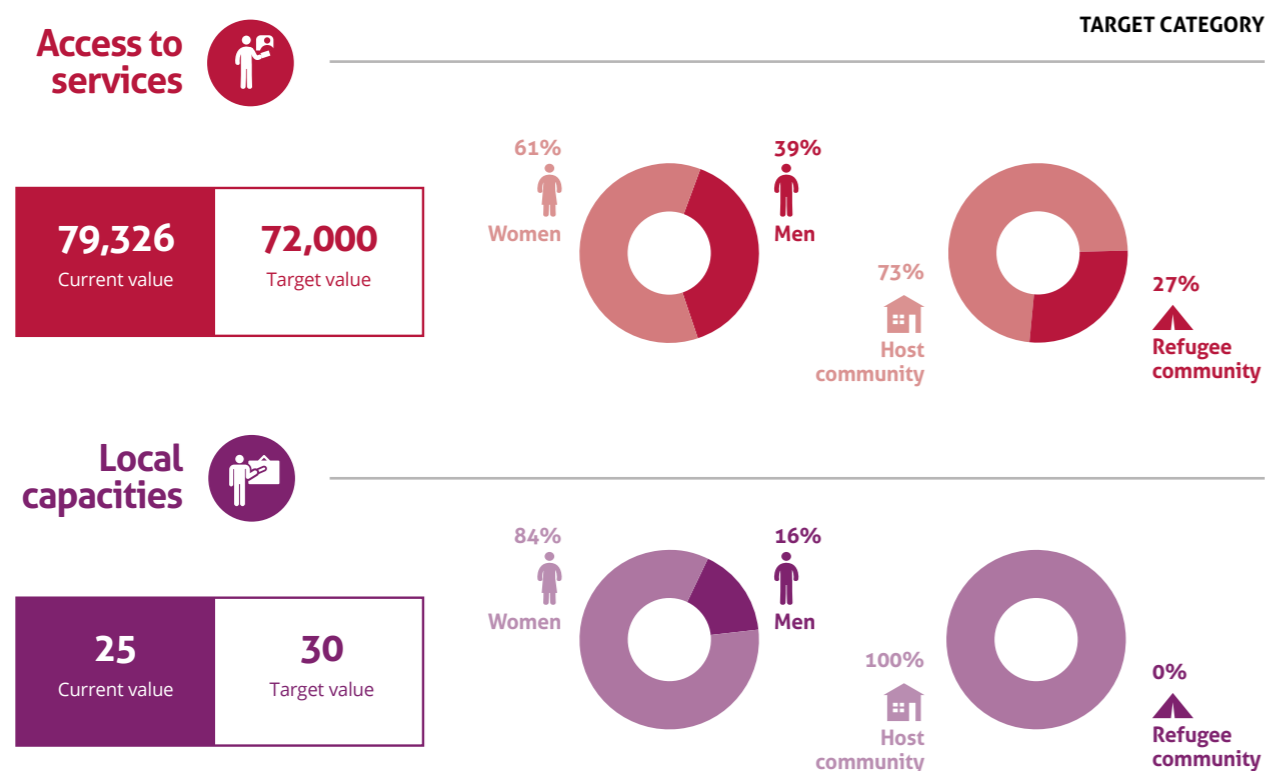


Figure 36: Trust Fund results in Egypt disaggregated by category (as of 30/06/2021)

PRIORITY SECTOR/CATEGORY	CURRENT VALUE	WOMEN	MEN	N.D.*	REFUGEEES	HOST COMM.	N.D.*
BASIC EDUCATION Local capacities	25	84%	16%	0%	0%	100%	0%
HIGHER EDUCATION Access to services	70	20%	80%	0%	93%	7%	0%
LIVELIHOODS Access to services	4,101	63%	37%	0%	83%	17%	0%
HEALTH Access to services	75,155	61%	39%	0%	24%	76%	0%

Table 13: Trust Fund progress in Egypt disaggregated by sex/community of origin (as of 30/06/2021).

*Not Disaggregated.

Refugee communities have had much higher access to Higher education scholarships and Livelihoods support, while host community members had been reached to a much larger extent than their refugee peers.

Educational personnel training has largely reached women from host communities in Egypt (Table 13).



4.3.6.3. Armenia

The Trust Fund has only funded one action in Armenia (Figure 37). Almost all targets have been achieved in the country. More specifically, **outputs in access** to Protection and Social Cohesion services and in **local capacity building** in Protection, have been **already delivered (3 categories out of 5)**.

The project has substantially progressed with the delivery of Livelihoods support that includes employability training and cash transfers (from 73% to 93%) and the upgrade of local MSME infrastructure (from 19% to 64%).

In Armenia, the disaggregation by sex and community of origin regarding access to services shows room for improvement (Figure 38). **Based on the available information, women and men have accessed services to an equal extent**, while largely women have accessed training in the Protection area.

More specifically, **women from refugee communities have accessed more Livelihoods support and Protection services (Table 14)**. Mostly women have been trained in Protection-related services. Social Cohesion services have been accessed by women and men equally, mostly coming from host communities.

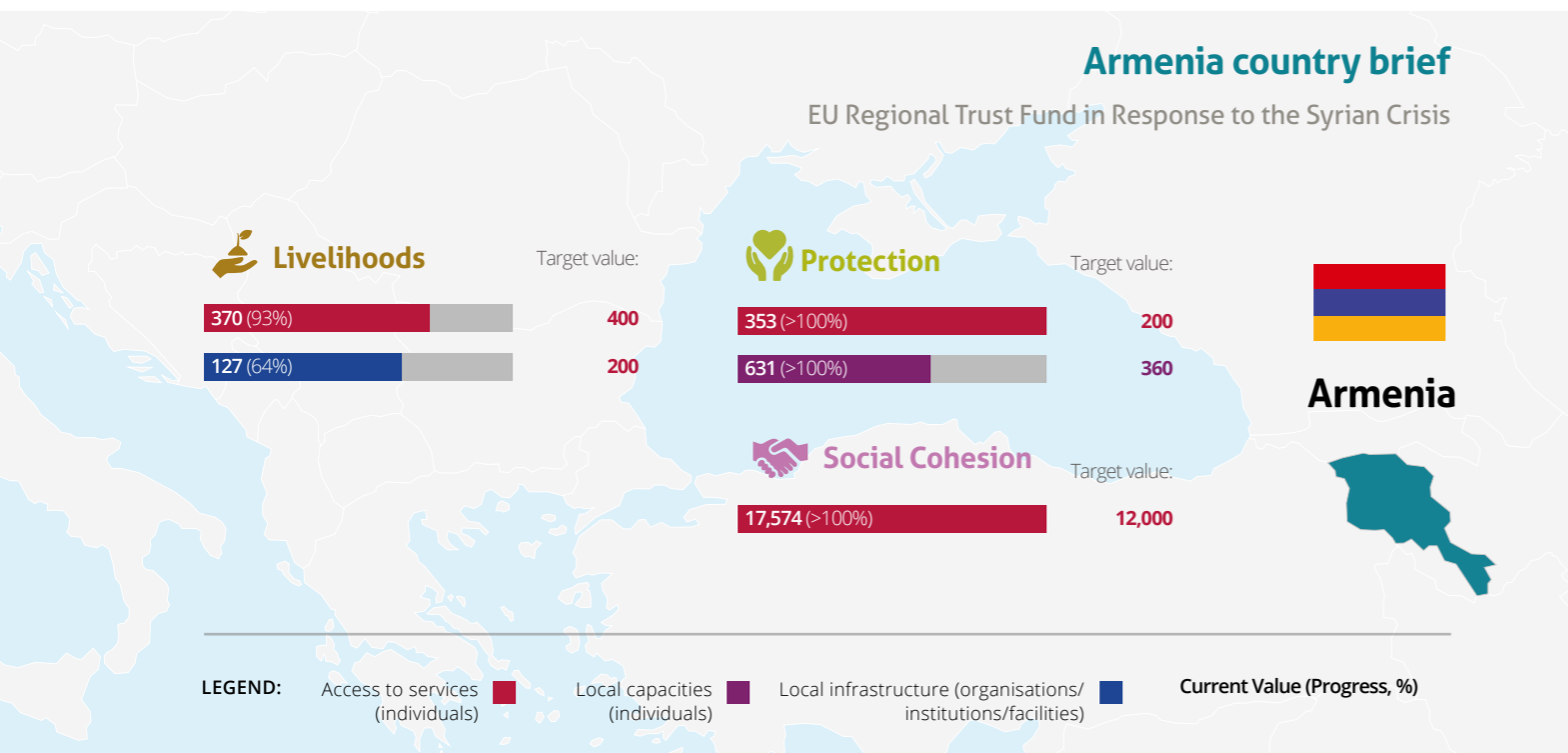


Figure 37: Trust Fund progress in Armenia (as of 30/06/2021)

Armenia results by category

EU Regional Trust Fund in Response to the Syrian Crisis

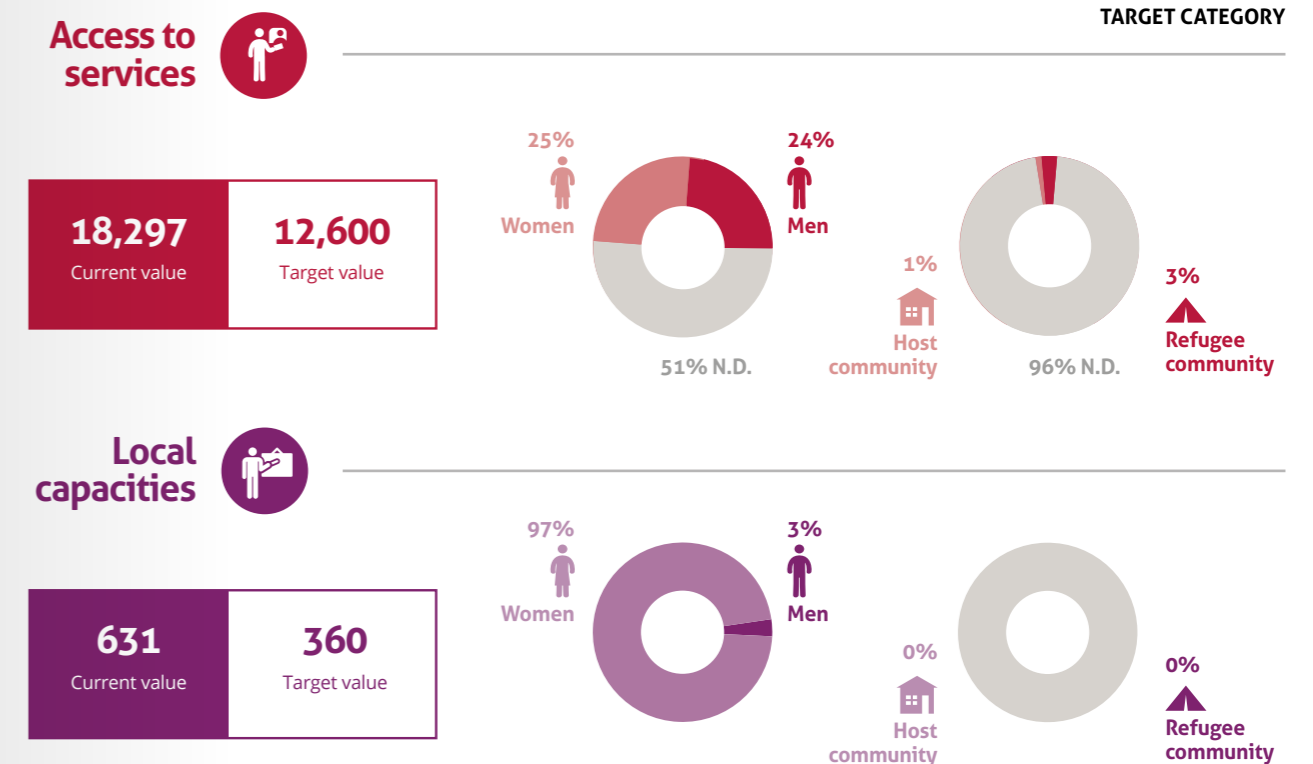
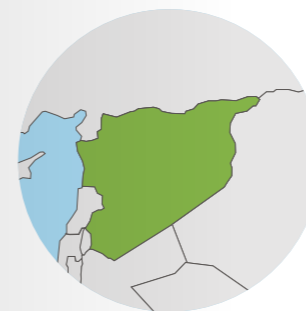


Figure 38: Trust Fund results in Armenia disaggregated by category (as of 30/06/2021)



PRIORITY SECTOR/CATEGOR		CURRENT VALUE	WOMEN	MEN	N.D.*	REFUGEES	HOST COMM.	N.D.*
LIVELIHOODS	Access to Services	370	19%	8%	73%	90%	10%	0%
PROTECTION	Access to services	353	75%	25%	0%	61%	39%	0%
	Local capacities	631	97%	3%	0%	0%	0%	100%
SOCIAL COHESION	Access to services	17.574	24%	25%	51%	0%	0%	100%

Table 14: Trust Fund progress in Armenia disaggregated by sex/community of origin (as of 30/06/2021).
*Not Disaggregated.



4.3.6.4. Syria

In **Syria**, the Trust Fund has funded only one component in the Higher Education sector. There are no changes for this reporting period, since the action has already completed its implementation, having achieved 79% of the planned output figures (Figure 39 and Table 15). The access to scholarship programmes for Higher Education -although not fully

reached- still shows a satisfactory result at the level of outputs. Regarding the award of certificates, the project has reached 30% of the planned outcomes.

Men have had more access to higher education scholarships than women. All students were Syrian students (Figure 40).

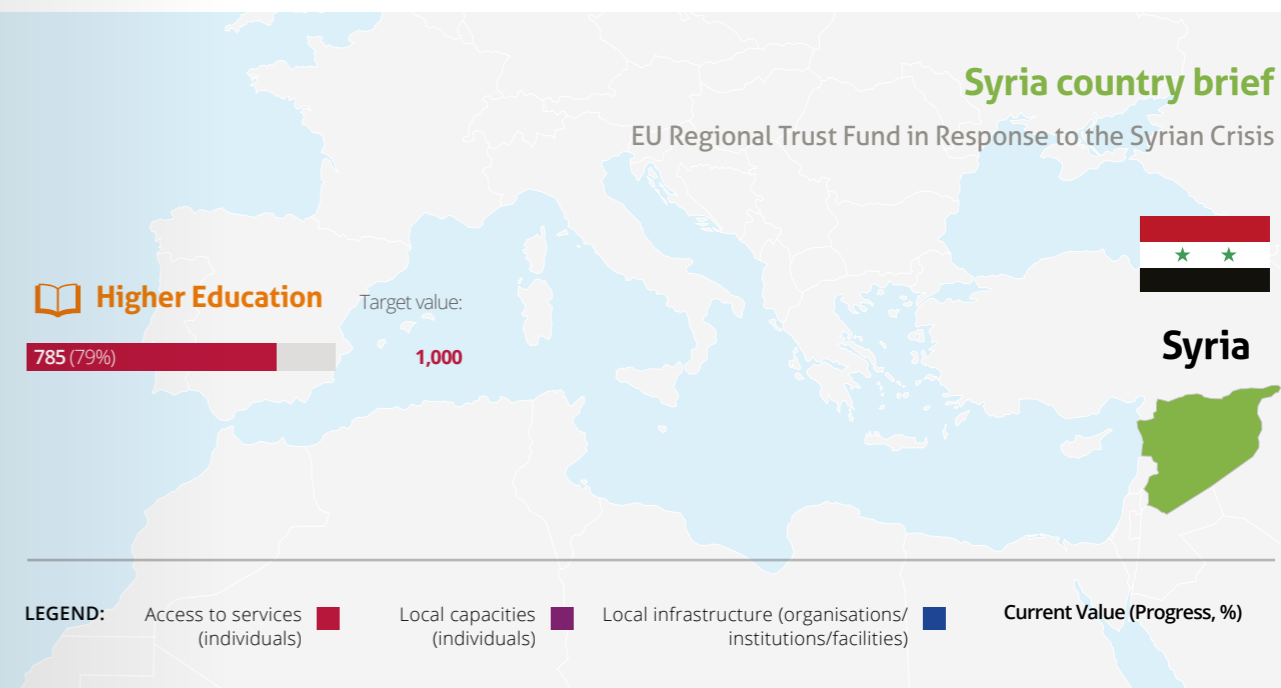


Figure 39: Trust Fund progress in Syria (as of 30/06/2021)



Syria results by category

EU Regional Trust Fund in Response to the Syrian Crisis

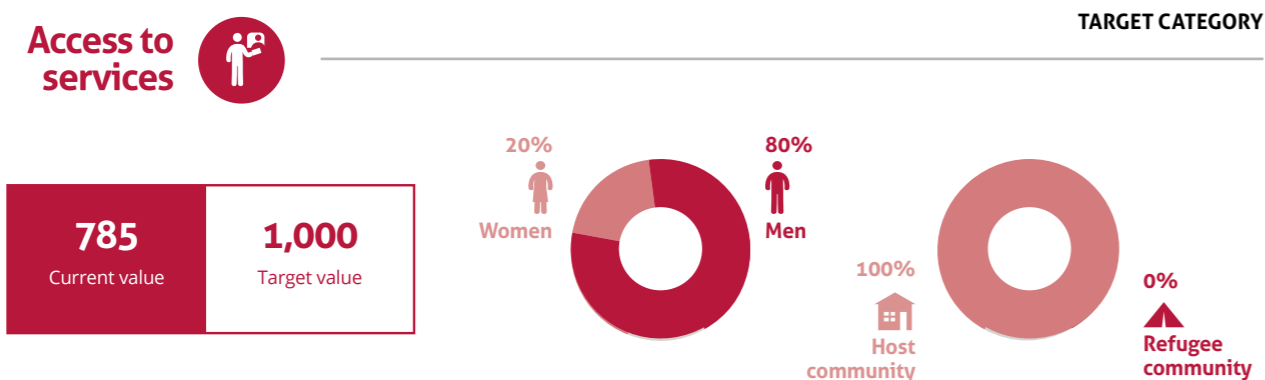


Figure 40: Trust Fund results in Syria disaggregated by category (as of 30/06/2021)

PRIORITY SECTOR/CATEGOR	CURRENT VALUE	WOMEN	MEN	N.D.*	REFUGEEES	HOST COMM.	N.D.*
HIGHER EDUCATION Access to Services	785	20%	80%	0%	0%	100%	0%

Table 15: Trust Fund progress in Syria disaggregated by sex/community of origin (as of 30/06/2021).
*Not Disaggregated.



5.1. List of the Trust Fund projects

NO.	PROJECT PARTNER	ASSOCIATED PARTNERS	PRIORITY AREA	LOCATION	TRUST FUND CONTRIBUTION	AMOUNT DISBURSED
1.	World Food Programme (WFP)*	Turkish Red Crescent T04.5	Food Security	Turkey	€5,000,000	€5,000,000
2.	UNICEF*	Ministry of Education Turkey T04.1	Education and Protection	Turkey	€11,904,762	€11,904,762
3.	Danish Refugee Council	ACTED. Care France. Save the Children. Oxfam. Makhzoumi Foundation T04.10	Livelihoods. socio-economic support	Jordan and Lebanon	€6,936,323	€6,936,323
4.	Deutsche Gesellschaft für Internationale Zusammenarbeit (GIZ)	Expertise France. AECID Spain T04.15	Resilience. education and socio-economic support	Iraq. Lebanon. Jordan and Turkey	€74,600,000	€74,600,000
5.	Search For Common Ground (SFCG)	COSV. NOVA T04.12	Multisector aid for basic social services	Lebanon and Iraq	€4,399,743	€4,399,743
6.	UNRWA	T04.21	Multisector aid for basic social services	Jordan and Lebanon	€17,985,862	€17,985,862
7.	Associazione Italiana per la solidarietà tra i popoli (AISPO)	Duhok Hospital T04.18	Health	Iraq	€5,300,543	€5,300,543
8.	AVSI	Terre des Hommes IT and NL. War Child Holland T04.22	Education	Lebanon and Jordan	€11,982,132	€11,982,132
9.	Ministry of Labour. Employment. Veteran & Social Affairs	"Ministry of Education. Science and Technological development. Ministry of Interior and Ministry of Health. Commissariat for refugees and Migration T04.28	Multisector aid for basic social services	Republic of Serbia	€7,299,999	€6,730,755
10.	United Nations High Commissioner for Refugees (UNHCR)	T04.47	Healthcare	Lebanon	€15,000,000	€15,000,000

Table 16 (1/10): List of Trust Fund analysed projects (as of 01/10/2021)

NO.	PROJECT PARTNER	ASSOCIATED PARTNERS	PRIORITY AREA	LOCATION	TRUST FUND CONTRIBUTION	AMOUNT DISBURSED
11.	UNICEF	Ministry of Education Turkey and Lebanon T04.13	Education – Child Protection – Youth support	Jordan. Lebanon and Turkey	€88,521,699	€88,521,699
12.	UNHCR	YTB Turkey T04.43	Higher Education	Turkey	€11,984,916	€11,984,916
13.	UNICEF	T04.78	Primary Education and Protection	Jordan. Lebanon and Turkey	€107,900,000	€107,900,000
14.	Government of Jordan	T04.66	Budget Support to Education	Jordan	€22,330,000	€22,330,000
15.	World Bank / IBRD*	IBRD T04.46	EUTF contribution to the Global Concessional Finance Facility (GCFF)	Jordan and Lebanon	€5,000,000	€5,000,000
16.	SPARK	T04.80	Higher Education	Turkey	€5,000,000	€4,860,642
17.	UNRWA	T04.160	Multisector aid for basic social services	Lebanon. Jordan	€17,105,744	€17,059,184
18.	ACTED	Action contra el hambre. Action Contre la Faim. INTER-SOS T04.34	WASH - water sanitation and hygiene	Jordan and Lebanon	€11,902,039	€7,083,722
19.	Ministry of Labour. Employment. Veteran and Social Affairs	T04.86	Resilience. education. health and protection	Republic of Serbia	€16,000,000	€14,387,187
20.	IMC	"Première Urgence. Fondation Promotion Social de la Cultura T04.54	Multi-sector aid to improve reception and protection services	Turkey	€10,000,000	€9,937,867
21.	Association for Solidarity with Asylum Seekers and Migrants (ASAM)	Refugee Support Centre (RSC) T04.56	Multi-sector aid to improve reception and protection services	Turkey	€10,000,000	€9,937,867
22.	Oxfam Italia	Caritas. Care T04.128	Food security	Republic of Serbia	€8,299,994	€8,299,256
23.	IMC	FPSC T04.147	Health	Lebanon	€3,147,322	€3,095,268

Table 16 (2/10): List of Trust Fund analysed projects (as of 01/10/2021)



NO.	PROJECT PARTNER	ASSOCIATED PARTNERS	PRIORITY AREA	LOCATION	TRUST FUND CONTRIBUTION	AMOUNT DISBURSED
24.	Oxfam	"BEYOND REFORM & DEVELOPMENT.T04.23	Lebanon	€ 3,224,458	€ 2,717,774	€ 40.089.820
25.	World Vision	CAFOD. Caritas Lebanon. Generations for Peace. Islamic Relief. Questscope T04.17	Multi-sector aid for youth	Lebanon. Jordan and Iraq	€ 12,796,827	€ 11,454,656
26.	Acted	"People in Need. Welthungerhilfe. PaH T04.121	Iraq	€ 7,919,420	€ 4,364,617	€ 55.000.000
27.	German Academic Exchange Service (DAAD)	British Council. Campus France. Nuffic Netherlands T04.11	Higher Education	Egypt. Iraq. Jordan. Lebanon and Turkey	€ 11,999,879	€ 10,799,891
28.	ILO	IOM T04.70	Resilience and Livelihoods	Turkey	€11,610,000	€ 11,255,018
29.	ASAM	T04.170	Livelihoods	Turkey	€ 5,000,000	€ 4,500,000
30.	Mine Advisory Group (MAG)	Handicap International (HI) T04.52	Demining (explosive Hazard management)	Iraq	€10,000,000	€ 9,000,000
31.	SPARK	Turkish. Iraqi and Lebanese Universities T04.26	Higher Education	Lebanon. Turkey and Iraq	€ 18,496,641	€ 16,286,977
32.	German Jordanian University	"Yarmuk University. Zarqa University. Luminus Al Quds College T04.29	Employment policy and Livelihoods	Turkey	€ 15,000,000	€ 4,075,391
33.	Gruppo di Volontariato Civile (GVC)	Arab Countries Water Utilities Association. CISP. Concern Worldwide T04.20	WASH - water sanitation and hygiene	Lebanon	€ 12,618,649	€ 11,039,860
34.	Danish Red Cross	"IFRC. European Red Cross societies. Turkish. Iraqi and Jordanian Red Crescent. Lebanese and Palestinian Red Cross T04.30	Resilience and Protection	Jordan and Lebanon	€ 3,546,053	€ 1,699,363
35.	International Organization for Migration (IOM)	CRS. Danish Refugee Council T04.24	Multisector aid for basic social services	Republic of North Macedonia and Republic of Serbia	€ 16,350,211	€ 16,239,481

Table 16 (3/10): List of Trust Fund analysed projects (as of 01/10/2021)

NO.	PROJECT PARTNER	ASSOCIATED PARTNERS	PRIORITY AREA	LOCATION	TRUST FUND CONTRIBUTION	AMOUNT DISBURSED
36.	Agence Française de Développement (AFD)	KfW T04.27	WASH - water sanitation and hygiene	Jordan	€ 21,420,000	€ 16,320,000
37.	KfW Development Bank	Ministry of Education Turkey T04.25	Education	Turkey	€ 70,172,476	€66,235,000
38.	Agence Française de Développement (AFD)	T04.40/50	Multi-sector aid for basic social services and local capacity building	Lebanon. Jordan and Iraq	€ 9,450,000	€ 9,450,000
39.	Concern	T04.32	Resilience and Livelihoods	Turkey	€ 17,280,000	€ 11,710,334
40.	UN WOMEN	T04.72	Gender. Resilience and Livelihoods	Turkey. Jordan. Iraq	€ 13,029,078	€ 11,179,776
41.	The Union of Chambers and Commodity Exchanges of Turkey (TOBB)	T04.68	Employment policy and Livelihoods	Turkey	€ 15,000,000	€ 13,352,965
42.	KfW	T04.82	Resilience. multi sector aid	Turkey	€ 40,000,000	€ 15,700,000
43.	AICS	T04.40/50	Multi-sector aid for basic social services and local capacity building	Lebanon. Jordan and Iraq	€ 12,595,500	€ 6,055,827
44.	Medair	T04.31	Resilience and Protection	Jordan and Lebanon	€ 3,546,053	€ 2,719,089
45.	UNDP	T04.76	Resilience and Livelihoods	Turkey	€ 50,000,000	€ 48,590,239
46.	WHO	T04.58	Health	Turkey	€ 11,500,000	€ 10,350,000
47.	EBRD*	T04.92	WASH - water sanitation and hygiene	Jordan	€ 20,200,000	€ 5,200,000
48.	UNOPS	T04.105	Health	Jordan	€ 11,500,000	€ 10,500,000
49.	WHO	T04.74	Health	Lebanon	€ 38,400,000	€ 36,980,000
50.	FAO	T04.53	Livelihoods	Iraq	€ 6,000,000	€ 5,394,282

Table 16 (4/10): List of Trust Fund analysed projects (as of 01/10/2021)



NO.	PROJECT PARTNER	ASSOCIATED PARTNERS	PRIORITY AREA	LOCATION	TRUST FUND CONTRIBUTION	AMOUNT DISBURSED
51.	UNICEF	T04.96	Health	Lebanon	€21,600,000	€17,587,945
52.	CISP	Acted. ACF Spain. Care France T04.100	WASH - water sanitation and hygiene	Lebanon	€7,200,000	€5,868,285
53.	UNICEF	T04.90	WASH - water sanitation and hygiene	Lebanon	€15,000,000	€15,000,000
54.	Norwegian Refugee Council (NRC)	Fondazione We World – GVC. Oxfam. World Vision T04.98	WASH - water sanitation and hygiene	Lebanon	€7,799,950	€7,019,955
55.	OeRK	Red Cross. Caritas. Center CCSAI. SME coop. association T04.119	Resilience	Armenia	€3,000,000	€2,700,000
56.	EuroMed Feminist Initiative (EFI)	RDFL. TAMKEEN. WEO. Care. LAW. BDC. BWA T04.130	Women's equality organisation and institutions	Jordan. Lebanon. Iraq	€12,500,000	€11,174,754
57.	KfW	T04.112	Education	Jordan	€39,500,000	€7,512,942
58.	UNHCR	T04.116	Higher Education	Turkey	€9,875,000	€4,427,407
59.	UNDP	UN Habitat T04.132	Decentralisation Sub national governance	Lebanon. Iraq	€24,971,363	€16,751,599
60.	VNG International	Catalan Agency for Dev. Coop. Danish National assoc. of municipalities (KL). Polish Center for International Aid T04.136	Decentralisation Sub national governance	Lebanon. Iraq	€15,000,000	€5,125,727
61.	Danish Refugee Council	Mercy Corps. NRC. Oxfam T04.134	Resilience and Livelihoods	Iraq	€24,000,000	€10,585,291
62.	EIB	T04.155	Municipal infrastructure	Turkey	€71,806,941	€18,234,832
63.	World Food Programme (WFP)	T04.153	Social assistance & Food security	Lebanon	€151,200,000	€99,600,000
64.	UNICEF	T04.143	Primary Education	Lebanon	€86,500,000	€86,500,000

Table 16 (5/10): List of Trust Fund analysed projects (as of 01/10/2021)

NO.	PROJECT PARTNER	ASSOCIATED PARTNERS	PRIORITY AREA	LOCATION	TRUST FUND CONTRIBUTION	AMOUNT DISBURSED
65.	German Jordanian University	Jordan University of Science Technology Luminus university. Zarqa University T04.166	Higher Education	Jordan	€2,600,000	€931,099
66.	FAO	IFAD. WFP T04.149	Agricultural development	Lebanon. Jordan	€22,212,194	€12,973,953
67.	Associazione Italiana per la solidarietà tra i popoli (AISPO)	Duhok Hospital T04.181	Health	Iraq	€5,000,000	€4,499,741
68.	UNICEF	T04.172	Education	Jordan	€14,600,000	€14,600,000
69.	ACF France	Handicap International. Premiere Urgence. IMC Croatia T04.183	Health	Iraq	€6,975,012	€3,813,774
70.	UNESCO	T04.185	Livelihoods	Jordan. Iraq	€11,000,000	€4,555,275
71.	FAO	T04.187	Agriculture	Turkey	€10,000,000	€3,812,752
72.	Royal Danish Ministry of Foreign Affairs	T04.164	Multi-sector aid	Lebanon. Jordan. Iraq	€20,000,000	€9,808,433
73.	Government of Jordan	T04.196	Budget support to Education	Jordan	€31,200,000	€10,000,000
74.	AVSI	Terre des Hommes IT. War Child Holland T04.198	Higher education	Iraq	€5,000,000	€1,715,384
75.	UNICEF	T04.189	Protection	Lebanon	€18,000,000	€17,559,249
76.	SPARK	T04.168	Higher Education	Turkey	€10,000,000	€3,118,964
77.	GIZ	AECID. Expertise France T04.200	Resilience and Livelihoods	Lebanon. Jordan. Iraq	€55,500,000	€41,832,148
78.	GIZ	T04.208	WASH - water sanitation and hygiene	Jordan	€39,000,000	€11,000,000
79.	WHO	T04.202	Health	Jordan	€43,000,000	€14,000,000

Table 16 (6/10): List of Trust Fund analysed projects (as of 01/10/2021)



NO.	PROJECT PARTNER	ASSOCIATED PARTNERS	PRIORITY AREA	LOCATION	TRUST FUND CONTRIBUTION	AMOUNT DISBURSED
80.	IMC	Première Urgence T04.210	Health	Lebanon	€42,000,000	€22,645,091
81.	SPARK	Salahaddin University. University of Mosul T04.218	Higher Education	Iraq	€5,000,000	€1,715,384
82.	German Jordanian University	8 EU and Jordan Higher Education Institutions T04.215	Higher Education	Jordan	€15,000,000	€7,161,139
83.	DAAD	Campus France. Nuffic Netherlands T04.220	Higher Education	Lebanon	€8,399,999	€4,191,835
84.	UNRWA	T04.212	Livelihoods and Social Protection	Lebanon. Jordan	€43,200,000	€27,837,695
85.	UN Habitat	T04.247	Resilience and Livelihoods	Iraq	€10,000,000	€7,971,256
86.	La Chaîne de l'Espoir*	T04.237	Health	Iraq	€999,999	€899,707
87.	World Vision	GAME. Development for People and Nature Association. UTOPIA Lebanon T04.205	Resilience and Livelihoods	Lebanon	€6,993,311	€1,772,274
88.	UNHCR	T04.233	Social Protection	Jordan	€45,000,000	€20,000,000
89.	Lebanese Red Cross (LRC)	T04.227	Health	Lebanon	€8,000,000	€6,322,191
90.	ILO	UNICEF T04.235	Social Protection	Jordan	€14,000,000	€5,228,225
91.	Save the Children	Plan International. Lebanese Organisation of Studies and Training. Akkarouna T04.243	Resilience and Livelihoods	Lebanon	€11,150,000	€3,243,799
92.	Oxfam	Beyond Reform and Development/ Irada Group SAL. Coordinamento delle Organizzazioni per il Servizio Volontario T04.229	Resilience and Livelihoods	Lebanon	€7,499,908	€1,749,546
93.	Danish Refugee Council	Mercy Corps. Oxfam. Al Majmoua T04.241	Resilience and Livelihoods	Lebanon	€14,500,000	€4,770,180

Table 16 (7/10): List of Trust Fund analysed projects (as of 01/10/2021)

NO.	PROJECT PARTNER	ASSOCIATED PARTNERS	PRIORITY AREA	LOCATION	TRUST FUND CONTRIBUTION	AMOUNT DISBURSED
94.	UNICEF*	T04.245	Education	Jordan	€9,000,000	€8,264,913
95.	GIZ International Services	T04.231	Resilience and Livelihoods	Lebanon	€4,350,000	
96.	AECID	T04.255	Health	Jordan	€22,000,000	€6,258,448
97.	AICS	T04.253	Social Services	Lebanon	€4,500,000	€2,169,110
98.	ACTED	T04.272	WASH	Lebanon	€25,000,000	€8,932,962
99.	AFD*	T04.206	WASH	Lebanon	€23,000,000	€1,070,000
100.	SPARK*	T04.270	Employment policy	Turkey	€2,000,000	€1,600,000
101.	UN WOMEN	T04.249	Livelihoods	Jordan	€7,000,000	€2,340,150
102.	NRC*	T04.277	Social protection	Jordan	€800,000	€564,269
103.	EFI*	T04.290	Livelihoods	Jordan	€4,000,000	€1,342,413
104.	IMC	T04.281	Health	Lebanon	€10,000,000	€8,000,000
105.	DRC*	T04.286	Livelihoods	Lebanon	€4,500,000	€2,514,304
106.	WHO*	T04.300	Health	Lebanon	€11,000,000	€4,317,658
107.	UNICEF/ILO*	T04.292	Social Protection	Lebanon	€20,000,000	€6,292,939
TOTAL AMOUNT PROJES:					€ 2,224,592,292	€1,665,753,283

Table 16 (10/10): List of Trust Fund analysed projects (as of 01/10/2021)

→ The projects marked with* are not part of this assessment, since no QINs are available yet. To check the most updated list of projects, please visit: https://ec.europa.eu/trustfund-syria-region/sites/tfsr/files/madad_signed_contracts.pdf



5.2. The Trust Fund Results Framework in relation to DEVCO's results framework and SDGs



TRUST FUND RESULTS FRAMEWORK					EU RESULTS FRAMEWORK			
SECTOR	CATEGORY	INDICATORS	SDG	SDG INDICATORS	Outcome and Output indicators (level 2)	Development progress in EU partner countries (level 1)	Relevant SDG	
 BASIC EDUCATION	ACCESS TO SERVICES	1	 SDG 4 Quality education	Proportion of children and young people (a) in grades 2/3; (b) at the end of primary; and (c) at the end of lower secondary achieving at least a minimum proficiency level in (i) reading and (ii) mathematics, by sex (4.1.1.)	2.7. Number of students enrolled in education with EU support: a) primary education, b) secondary education	Literacy rate of 15-24 (EU Results framework level 1)	SDG 4 Quality education	
		2						Number of children whose registration fees for public formal education are subsidized
		3						Number of children receiving school supplies
	LOCAL CAPACITIES	4		Number of educational personnel, including teachers, volunteers and administrative staff trained	4.1.1. See above			
	LOCAL INFRASTRUCTURE	5		Number of schools and other educational facilities constructed, upgraded in standards and equipped	Proportion of schools with access to (a) electricity; (b) the Internet for pedagogical purposes; (c) computers for pedagogical purposes; (d) adapted infrastructure and materials for students with disabilities; (e) basic drinking water; (f) single-sex basic sanitation facilities; and (g) basic handwashing facilities (as per the WASH indicator definitions) (4.a.1.)			

Table 17 (1/6): Trust Fund Results Framework in relation to DEVCO's results framework and SDGs

TRUST FUND RESULTS FRAMEWORK					EU RESULTS FRAMEWORK		
SECTOR	CATEGORY	INDICATORS	SDG	SDG INDICATORS	Outcome and Output indicators (level 2)	Development progress in EU partner countries (level 1)	Relevant SDG
 HIGHER EDUCATION	ACCESS TO SERVICES	6	 SDG 4 Quality education	Volume of official development assistance flows for scholarships by sector and type of study. (4.b.1.)			
		7					
 LIVELIHOODS	ACCESS TO SERVICES	8	 SDG 4 Quality education	Unemployment rate, by sex, age and persons with disabilities (8.5.1.)	2.11. Number of jobs supported/sustained by the EU	8.1.1. Annual growth rate of real GDP per capita	SDG 4 Quality education
		9					
	LOCAL INFRASTRUCTURE	10	Number of people participating in employability, vocational and entrepreneurial skills training programme				
	ACCESS TO SERVICES	11	Number of Micro, Small and Medium Enterprises supported with coaching and training	 SDG 1 No poverty	Proportion of population below the international poverty line, by sex, age, employment status and geographical location (urban/rural) (1.1.1.)		
		11		Number of people receiving cash assistance from EUTF (and or food vouchers) with EUTF support			

Table 17 (2/6): Trust Fund Results Framework in relation to DEVCO's results framework and SDGs



TRUST FUND RESULTS FRAMEWORK					EU RESULTS FRAMEWORK			
SECTOR	CATEGORY	INDICATORS	SDG	SDG INDICATORS	Outcome and Output indicators (Level 2)	Development progress in EU partner countries (Level 1)	Relevant SDG	
HEALTH	ACCESS TO SERVICES	12	SDG 3 Good health and wellbeing	Universal Health Coverage (UHC) index (3.8.1)	Number of people receiving primary health care consultations and essential medicines			
		13						Number of people treated in emergency services
		14						Number of pregnant women receiving 4 or more antenatal consultations
		15						Number of women attending at least one post-natal care visit at the supported health facilities
		16						Number of children under 5 years vaccinated
	LOCAL CAPACITIES	17		Number of professional staff trained in primary, secondary and tertiary health care services	Universal Health Coverage (UHC) index (3.8.1)			
	ACCESS TO SERVICES "AWARENESS"	18		Number of people reached through health education activities				
	LOCAL INFRASTRUCTURE	19		Number of health infrastructure upgraded/rehabilitated				

Table 17 (3/6): Trust Fund Results Framework in relation to DEVCO's results framework and SDGs

TRUST FUND RESULTS FRAMEWORK					EU RESULTS FRAMEWORK			
SECTOR	CATEGORY	INDICATORS	SDG	SDG INDICATORS	Outcome and Output indicators (Level 2)	Development progress in EU partner countries (Level 1)	Relevant SDG	
WASH	ACCESS TO SERVICES	20	SDG 6 Clean water and sanitation	Proportion of population using safely managed drinking water services (6.1.1)	2.8. Number of individuals with access to improved drinking water source and/or sanitation facility with EU support	.1.1. Proportion of population using safely managed drinking water services	SDG 6	
		21						Number of people trained in the WASH sector
	LOCAL INFRASTRUCTURE	22		Number of municipal and regional water and wastewater facilities constructed/rehabilitated and/or equipped	Proportion of population using (a) safely managed sanitation services and (b) a hand-washing facility with soap and water (6.2.1)			
		23		Metres of transmission and distribution lines rehabilitated and/or installed				
PROTECTION	ACCESS TO SERVICES	24	SDG 4 Quality education	Proportion of children under 5 years of age who are developmentally on track in health, learning and psychosocial well-being, by sex AND refugee/host population (4.2.1.)	2.17. Number of migrants, forcibly displaced or individuals from host communities protected or assisted with EU support	10.1.1. Growth rate of household expenditure or income per capita among the bottom 40 per cent of the population and the total population		
		25						Number of women benefitting from Gender Based Violence related services
	LOCAL CAPACITIES	26		Number of people trained on child protection and gender-based violence	Proportion of young women and men aged 18-29 years who experienced sexual violence by age 18 (16.2.3)			
	LOCAL INFRASTRUCTURE	27		Number of m² cleared				
		28		Number of asylum facilities (re-) constructed/equipped/upgraded				
29	Number of asylum spaces functional	Number of countries that have implemented well-managed migration policies (10.7.2.)						

Table 17 (4/6): Trust Fund Results Framework in relation to DEVCO's results framework and SDGs



TRUST FUND RESULTS FRAMEWORK					EU RESULTS FRAMEWORK			
SECTOR	CATEGORY	INDICATORS	SDG	SDG INDICATORS	Outcome and Output indicators (level 2)	Development progress in EU partner countries (level 1)	Relevant SDG	
SOCIAL COHESION	LOCAL INFRASTRUCTURE	30	SDG 16 Peace, justice and strong institutions	Proportion of population satisfied with their last experience of public services (16.6.2) Proportion of young women and men aged 18–29 years who experienced sexual violence by age 18 (16.2.3)				
		31						Number of municipalities benefitting from im-proved infrastructure improvements
	LOCAL CAPACITIES	32						Number of public sector officers trained
	LOCAL INFRASTRUCTURE	33						Number of people trained in social cohesion related topics
		34						Number of community centres and other facilities refurbished, upgraded in standards or equipped
	ACCESS TO SERVICES	35	Number of young people benefiting from peer information, outreach activities and extracurricular activities, such as sports and culture					
		35	Number of people reached with information campaigns and awareness sessions, including on hygiene, environment, and protection related topics					
ADVOCACY AND ALLIANCES	LOCAL CAPACITIES	36	SDG 10 Reduced inequalities and SDG 16	Number of countries that have implemented well- managed migration policies (10.7.2.) and Proportion of population satisfied with their last experience of public services (16.6.2)				
		37	SDG 17 Partnerships for the goals	Amount of United States dollars committed to (a) public-private partnerships and (b) civil society partnerships. (17.17.1.)	*This indicator can be linked to the one on Amount of EU funded international cooperation and development qualifying as ODA (EU RF level 3, Number 3.10.)			

Table 17 (6/6): Trust Fund Results Framework in relation to DEVCO's results framework and SDGs

5.3. Detailed Trust Fund results by all Key Performance Indicators (9th Results Report)

SECTOR	INDICATORS	8Th results report	9Th RESULTS REPORT		Disaggregated by sex		Disaggregated by community of origin		N.D.* By sex	N. D.* By community of origin	Lebanon	Jordan	Iraq	Turkey	Western Balkans	Syria	Egypt	Armenia
		Current value	Current value	Target	Women	Men	Refugee	Host community			Current value	Current value	Current value	Current value	Current value	Current value	Current value	Current value
BASIC EDUCATION	1	370.051	579.861	491.417	229.849	226.704	157.521	188.655	123.308	233.685	501.285	64.730	0	13.846	0	0	0	0
	2	23.929	17.068	25.067	8.387	8.681	16.849	219	0	0	16.599	469	0	0	0	0	0	0
	3	110.245	126.909	109.881	42.167	42.845	35.872	34.172	41.897	56.865	66,089	46,054	0	11,840	2,926	0	0	0
	4	19.362	21.239	17.844	5.023	2.904	3.075	6.825	13.312	11,339	6,082	552	196	13,619	765	0	25	0
	5	324	416	682	0	0	0	0	0	0	61	152	0	152	51	0	0	0
HIGHER EDUCATION	6	2.970	3.849	6.218	1.994	1.855	0	2.645	1.204	0	643	2.211	336	293	0	286	80	0
	7	7.348	6.728	6.794	3.184	3.544	0	4.783	1.945	0	1.399	1.934	1.743	797	0	785	70	0

Table 18 (1/4): Detailed Trust Fund results by Key Performance Indicators. *Not Disaggregated



SECTOR	INDICATORS	8Th results report	9Th RESULTS REPORT		Disaggregated by sex		Disaggregated by community of origin		N.D.* By sex	N. D.* By community of origin	Lebanon	Jordan	Iraq	Turkey	Western Balkans	Syria	Egypt	Armenia
		Current value	Current value	Target	Women	Men	Refugee	Host community			Current value	Current value	Current value	Current value	Current value	Current value	Current value	Current value
LIVELIHOODS	8 Number of work opportunities promoted by EUTF	15,253	26,765	53,020	9,994	16,551	220	14,943	11,607	216	2,785	6,323	10,895	6,685	0	0	0	77
	9 Number of people participating in employability, vocational and entrepreneurial skills training programme	10,867	199,411	219,017	117,939	78,242	3,230	143,180	52,033	4,198	15,282	20,633	135,405	23,890	0	0	4,101	100
	10 Number of Micro, Small and Medium Enterprises supported with coaching and training	3,334	7,119	7,916	0	0	0	0	0	0	451	724	1,380	4,437	0	0	0	127
	11 Number of people receiving cash assistance (and/or food vouchers) from EUTF	3,334	724,874	507,251	378,702	333,443	12,729	602,397	34,992	87,485	505,674	202,428	7,005	5,975	3,522	0	0	270
HEALTH	12 Number of people receiving primary health care consultations and essential medicines	3,846,138	5,300,286	4,777,507	1,967,588	1,282,040	1,940,631	1,244,712	2,050,658	2,114,943	4,885,544	0	142,089	0	243,183	0	29,470	0
	13 Number of people treated in emergency services	35,114	35,114	33,295	0	0	0	0	35,114	35,114	0	0	35,114	0	0	0	0	0
	14 Number of pregnant women receiving 4 or more antenatal consultations	9,256	16,007	25,924	16,007	0	10,459	2,658	0	2,890	16,007	0	0	0	0	0	0	0
	15 Number of women attending at least one postnatal care visit at the supported health facilities	9,762	17,624	29,052	17,624	0	15,375	2,249	0	0	17,624	0	0	0	0	0	0	0
	16 Number of children under 5 years vaccinated	190,189	1,450,928	2,160,796	723,583	725,978	140,127	50,062	1,368	1,260,739	1,449,560	0	0	0	1,368	0	0	0
	17 Number of professional staff trained in primary, secondary and tertiary health care services	7,380	13,339	15,759	5,418	5,538	3,884	5,363	2,383	4,092	3,697	286	4,300	5,056	0	0	0	0
	18 Number of people reached through health education activities	551,249	713,918	650,891	415,244	265,481	403,301	308,759	33,193	1,858	270,777	162,842	45,408	189,206	0	0	45,685	0
19 Number of health infrastructure upgraded/refurbished/constructed	204	225	379	0	0	0	0	0	0	123	6	96	0	0	0	0	0	

Table 18 (2/4): Detailed Trust Fund results by Key Performance Indicators. *Not Disaggregated

SECTOR	INDICATORS	8Th results report	9Th RESULTS REPORT		Disaggregated by sex		Disaggregated by community of origin		N.D.* By sex	N. D.* By community of origin	Lebanon	Jordan	Iraq	Turkey	Western Balkans	Syria	Egypt	Armenia
		Current value	Current value	Target	Women	Men	Refugee	Host community			Current value	Current value	Current value	Current value	Current value	Current value	Current value	Current value
WASH	20 Number of people with access to safely managed drinking water	120,600	293,649	1,649,824	64,162	61,063	38,738	86,487	168,424	168,424	79,674	45,551	168,424	0	0	0	0	0
	21 Number of people trained in the WASH sector	2,261	6,400	12,211	1,785	3,189	3,809	1,007	1,426	1,584	396	5,655	349	0	0	0	0	0
	22 Number of municipal/regional water and wastewater facilities constructed/rehabilitated or equipped	265	317	320	0	0	0	0	0	0	148	51	116	1	1	0	0	0
	23 Metres of transmission and distribution lines installed	158,688	184,348	1,098,420	0	0	0	0	0	0	99,748	0	84,600	0	0	0	0	0
PROTECTION	24 Number of people receiving psychosocial support	404,657	433,474	388,164	197,738	135,692	219,545	105,421	100,044	108,508	69,929	19,172	15,490	321,291	7,239	0	0	353
	25 Number of women accessing Gender Based Violence related services	95,402	112,712	83,855	95,950	16,762	50,901	41,270	0	20,541	58,082	18,013	26,673	9,944	0	0	0	0
	26 Number of people trained on child protection and gender based violence	6,397	10,811	8,100	5,562	4,335	1,541	6,361	914	2,909	2,760	1,901	3,002	2,193	324	0	0	631
	27 Number of m2 cleared	3,582,029	3,783,938	3,646,048	0	0	0	0	0	0	0	0	3,783,938	0	0	0	0	0
	28 Number of asylum facilities (re-) constructed/equipped/upgraded	33	33	47	0	0	0	0	0	0	0	0	0	0	33	0	0	0
29 Number of asylum spaces functional	12,000	12,000	12,400	0	0	0	0	0	0	0	0	0	0	12,000	0	0	0	

Table 18 (3/4): Detailed Trust Fund results by Key Performance Indicators. *Not Disaggregated



SECTOR	INDICATORS	8Th results report	9Th RESULTS REPORT		Disaggregated by sex		Disaggregated by community of origin		N.D.* By sex	N.D.* By community of origin	Lebanon	Jordan	Iraq	Turkey	Western Balkans	Syria	Egypt	Armenia
		Current value	Current value	Target	Women	Men	Refugee	Host community			Current value	Current value	Current value	Current value	Current value	Current value	Current value	Current value
SOCIAL COHESION	30	316	419	465	0	0	0	0	0	0	174	48	97	100	0	0	0	0
	31	1,918	2,572	2,882	980	1,592	8	2,564	0	0	117	958	686	811	0	0	0	0
	32	5,837	6,059	6,295	2,972	3,061	304	5,729	26	26	2,707	400	430	2,522	0	0	0	0
	33	111	154	249	0	0	0	0	0	0	47	10	11	86	0	0	0	0
	34	660,459	693,012	471,586	303,529	322,695	245,848	236,162	66,788	211,002	50,365	155,717	0	478,356	0	0	0	8,574
35	577,294	1,232,551	1,773,100	587,985	441,246	518,483	268,136	203,320	445,931	531,713	160,790	132,922	394,576	3550	0	0	9,000	
ALLIANCES	36	161	543	472	0	0	0	0	0	0	382	8	112	37	0	0	4	0
	37	122	137	212	0	0	0	0	0	0	0	0	0	0	0	0	0	0

Table 18 (4/4): Detailed Trust Fund results by Key Performance Indicators. *Not Disaggregated

5.4. COVID-19 related indicators

COVID-19 RELATED INDICATORS*	8th RR	9th RESULTS REPORT		Disaggregated by sex		Disaggregated by community of origin		N.D.* By sex	N.D.* By community of origin	LEBANON		JORDAN		IRAQ		TURKEY		EGYPT		ARMENIA	
		Current value	Current value	Target	Women	Men	Refugee			Host community	Current value	Target value	Current value	Target value	Current value	Target value	Current value	Target value	Current value	Target value	Current value
5	39	46	53	0	0	0	0	0	0	0	7	46	46	0	0	0	0	0	0	0	0
8	342	368	368	135	233	70	298	0	0	0	0	0	0	368	368	0	0	0	0	0	0
10	135	135	135	0	0	0	0	135	135	0	0	0	0	135	135	0	0	0	0	0	0
11	44,420	45,163	44,457	23,522	21,641	45,163	0	0	0	27,587	26,912	17,576	17,545	0	0	0	0	0	0	0	0
12	228,195	719,303	717,137	447,734	270,724	384,809	333,649	845	845	719,303	717,137	0	0	0	0	0	0	0	0	0	0
13	4,618	28,442	500	1,639	26,803	206	28,236	0	0	28,442	500	0	0	0	0	0	0	0	0	0	0
17	2,111	3,810	4,882	1,718	1,822	1,826	1,714	270	270	1,592	1,961	0	0	674	750	1,544	2,171	0	0	0	0
18	18,868	40,269	14,800	17,459	17,595	26,734	8,320	5,215	5,215	30,469	5,000	5,215	5,215	0	0	2,785	2,785	1,800	1,800	0	0
19	91	293	222	0	0	0	0	0	0	293	219	0	0	0	3	0	0	0	0	0	0

Table 19 (1/3): COVID-19 related indicators

→ * COVID-19 related indicators encompass COVID-19 specific indicators (38-41) and some of the Trust Fund Results Framework indicators that are being disaggregated by its relation to COVID-19.

COVID-19 RELATED INDICATORS*	8th RR	9th RESULTS REPORT		Disaggregated by sex		Disaggregated by community of origin		N.D.: By sex	N.D.: By community of origin	LEBANON		JORDAN		IRAQ		TURKEY		EGYPT		ARMENIA			
		Current value	Current value	Target	Women	Men	Refugee			Host community	Current value	Target value	Current value	Target value	Current value	Target value	Current value	Target value	Current value	Target value	Current value	Target value	
			20	Number of people with access to safely managed drinking water	18,608	132,518	122,000			65,995	66,523	126,989	5,529	0	0	0	0	121,460	113,000	11,058	9,000	0	0
	22	Number of municipal/regional water and wastewater facilities constructed/rehabilitated or equipped	0	0	3											0	3			0	0	0	0
	24	Number of people receiving psychosocial support	11,665	15,737	14,687	8,275	7,462	15,539	198	0	0	14,751	14,136	0	0	0	0	251	251	0	0	735	300
	25	Number of women accessing Gender Based Violence related services	433	433	300	433	0	253	180	0	0	0	0	0	433	0	0	0	0	0	0	0	0
	30	Number of municipalities benefitting from improved infrastructure	0	26	24									22	20			4	4	0	0	0	0
	32	Number of people trained in social cohesion related topics	77	73	73	53	20	0	73	0	0			73	73					0	0	0	0
	35	Number of people reached with information campaigns and awareness sessions, including on hygiene, environment, and protection related topics	896,362	619,810	1,097,839	293,407	250,164	398,803	52,760	76,239	168,247	286,548	261,613	161,045	117,196	129,946	682,307	42,271	36,723	0	0	0	0

Table 19 (2/3): COVID-19 related indicators

N.A - Not available.

COVID-19 RELATED INDICATORS*	8th RR	9th RESULTS REPORT		Disaggregated by sex		Disaggregated by community of origin		N.D.: By sex	N.D.: By community of origin	LEBANON		JORDAN		IRAQ		TURKEY		EGYPT		ARMENIA			
		Current value	Current value	Target	Women	Men	Refugee			Host community	Current value	Target value	Current value	Target value	Current value	Target value	Current value	Target value	Current value	Target value	Current value	Target value	
			38	Number of PPE pieces distributed, including surgical and N95 masks, gloves boxes, gowns, goggles, face shields and sanitation equipment	1,272,408	8,481,663	8,379,325			0	0	0	0	0	0	1,801,172	1,711,538	4,065,902	4,065,902	492,459	481,635	2,121,880	2,120,000
	39	Number of Confirmed cases	83,644	639,991	639,991	0	0	0	0	639,991	639,991	617,770	617,770	0	0	22,221	22,221	0	0	0	0	0	0
	40	Number of technical guidance documents on public advice developed - (COVID-related, to align with EUTF KPI 43)	1	1	1	0	0	0	0	0	0	1	1	0	0	0	0	0	0	0	0	0	0
	41	Rate of reproduction of COVID 19	NA	NA	NA	NA	NA	NA	NA	NA	NA	NA	NA	NA	NA	NA	NA	NA	NA	NA	NA	NA	NA

Table 19 (2/3): COVID-19 related indicators

N.A - Not available.

5.5. List of Trust Fund projects informing COVID-19 specific results to date



PROJECT CODE	START DATE	IMPLEMENTING PARTNER	TITLE	COUNTRY
T04.27	31.12.17	WAI	Improved access to water, water distribution performance and related sewerage disposal in Irbid Governorate for host communities and Syrian refugees.	Jordan
T04.30	31.12.17	DRC	Addressing Vulnerabilities of Refugees and Host Communities in Five Countries Affected by the Syria Crisis	Iraq
T04.31	01.01.18	Medair, Tearfund, ACCTS	Strengthening Protection Mechanisms for Syrian Refugees and Vulnerable Host-Communities in Jordan and Lebanon	Lebanon
T04.40 /&50	01.01.18	AICS/AFD	Resilience & Social Cohesion Programme (RSCP)	Jordan, Lebanon, Iraq
T04.58	01.04.17	WHO	Improved access to health services for Syrian refugees in Turkey	Turkey
T04.74	06.04.18	YMCA, WHO	Provision of Chronic Medications at Primary Health Care Centers for vulnerable syrian Refugee and Lebanese Host Communities	Lebanon
T04.76	01.02.18	UNDP	UNDP Turkey Resilience Project in response to the Syria Crisis (TRP)	Turkey
T04.96	15.05.18	UNICEF	Securing access to essential medical commodities for most vulnerable population in Lebanon	Lebanon
T04.105	22.03.18	UNOPS	Expanding and Equipping Ministry of Health Facilities (MoH) Impacted by the Syrian Crisis in Jordan	Jordan
T04.119	04.07.18	Austrian Red Cross	IRIS - Increased Resilience of Syrian Armenians and Host Population	Armenia

Table 20 (1/2): List of Trust Fund projects informing COVID-19 specific results to date.

PROJECT CODE	START DATE	IMPLEMENTING PARTNER	TITLE	COUNTRY
T04.121	07.07.18	ACTED, PAH, WHH, PIN	Supporting resilience for host communities, returnees and internally displaced persons (IDPs) in Iraq	Iraq
T04.130	01.09.18	EFI (EUROMED Feminist Initiative), BDC, Tamkeen	Strengthening access to protection, participation and services for women refugees, IDPs and host communities	Lebanon
T04.132	01.01.20	United Nations Development Programme (UNDP) and United Nations Human Settlements Programme (UN-Habitat)	Strengthen the long-term resilience of targeted subnational authorities and their host/refugee populations in countries affected by the Syrian and Iraqi crises	Iraq
T04.134	01.01.19	DRC, Mercy Corps, NRC, Oxfam	Strengthening Resilience and Income Generating Opportunities and Supporting Early Recovery and Stabilization in Areas of Return in Iraq	Iraq
T04.136	19.12.18	VNG International, PCPM and KL	Maintaining Strength and Resilience for Local Governments in Lebanon and Iraq (MASAR)	Iraq
T04.147	03.01.19	IMC UK/Fundación Promoción Social de la Cultura (FPSC)	Improving Access to Quality Health Care for Persons with Disabilities in Lebanon	Lebanon
T04.170	01.03.19	ASAM and RSC	Social Cohesion of Refugees in Turkey (SCORE)	Turkey
T04.172	09.07.19	UNICEF	Education and Makani ("My Space") Programmes for Vulnerable Syrian and Host Community School-aged Children in Jordan	Jordan
T04.181	01.08.19	AISPO	Support to mother and child and critical care services in Duhok province (phase 2)	Iraq
T04.198	24.06.20	AVSI, TDH, WCH	Back to the Future II: A protective and nurturing environment to increase Access to School, Inclusion and Retention for Children impacted by the Syrian Crisis in Lebanon and vulnerable Lebanese	Lebanon
T04.202	01.03.20	WHO	EUTF Jordan Health Programme for Syrian Refugees and Vulnerable Jordanians	Jordan

Table 20 (2/2): List of Trust Fund projects informing COVID-19 specific results to date.

PROJECT CODE	START DATE	IMPLEMENTING PARTNER	TITLE	COUNTRY
T04.210	01.03.20	IMC UK/PU-AMI	REBAHS II	Lebanon
T04.212	01.01.20	UNRWA	Strengthening the resilience of Palestine refugees from Syria in Jordan and Lebanon (phase III)	Lebanon and Jordan
T04.227	01.05.20	Lebanese Red Cross	Improving access and effectiveness of pre-hospital emergency care and blood transfusion services in Lebanon	Lebanon
T04.247	01.09.20	UN Habitat	Support for Urban Recovery and Peacebuilding in Western Ninewa, Iraq	Iraq

Table 20 (2/2): List of Trust Fund projects informing COVID-19 specific results to date.



This project is funded by The European Union



A project implemented by Particip Consortium

