












EUTF Syria - Operational Results Framework\*

\*Beneficiaries of the EUTF include Syrian refugees, host community members, and where relevant, internally displaced persons

RESULTS STATEMENTS		SECTOR		INDICATORS	SDG	SDG INDICATORS
<p><b>Syrian and host communities are better educated</b>, through better access to quality basic education, improved school and teaching capacities and increased access to higher education</p>	Access to quality basic education facilitated	<p><b>BASIC EDUCATION</b></p> 	1	Number of children whose registration fees for public formal education are subsidized	<p><b>SDG 4 Quality education</b></p>	<p>Proportion of children and young people (a) in grades 2/3; (b) at the end of primary; and (c) at the end of lower secondary achieving at least a minimum proficiency level in (i) reading and (ii) mathematics, by sex (4.1.1.)</p>
			2	Number of children receiving school supplies		
			3	Number of children and adolescents referred to formal education		
			4	Number of educational personnel, including teachers, volunteers and administrative staff trained		
	Improved school/teaching capacities (i.e. human, infrastructure, facilities & equipment, access to energy)	<p><b>HIGHER EDUCATION</b></p> 	5	Number of children benefitting from non-formal education and learning support programmes		<p>Participation rate of youth and adults in formal and non-formal education and training in the previous 12 months, by sex (4.3.1.)</p>
			6	Number of schools and other educational facilities upgraded in standards		<p>Proportion of schools with access to (a) electricity; (b) the Internet for pedagogical purposes; (c) computers for pedagogical purposes; (d) adapted infrastructure and materials for students with disabilities; (e) basic drinking water; (f) single-sex basic sanitation facilities; and (g) basic handwashing facilities (as per the WASH indicator definitions) (4.a.1.)</p>
	Increased access to higher education for Syrian students	<p><b>HIGHER EDUCATION</b></p> 	7	Number of higher education certificates awarded (including for BA, MA and Vocational education)		<p>Volume of official development assistance flows for scholarships by sector and type of study. (4.b.1.)</p>
			8	Number of youths, adolescents and adults accessing higher education with EUTF support		

RESULTS STATEMENTS		SECTOR		INDICATORS	SDG	SDG INDICATORS
<p><b>Syrian and host communities with better livelihoods and food access,</b> through better employability prospects and improved financial and productive capacities</p>	Improved employability prospects for Syrian refugees and host communities, with emphasis on women	<p><b>LIVELIHOODS</b></p> 	9	Number of job opportunities promoted by EUTF	<p><b>SDG 8 Decent work and economic growth</b></p>	<p>Unemployment rate, by sex, age and persons with disabilities (8.5.1.)</p>
			10	Number of Syrian refugees and host communities participating in employability, vocational and entrepreneurial skills training programme		
	Strengthened productive capacities of target groups		11	Number of Micro, Small and Medium Enterprises trained		
	Increased financial capacity of Syrian refugees Strengthened productive capacities of target groups		12	Number of individuals receiving cash assistance from EUTF		
	Enhanced provision of life-saving, nutritious and affordable food	<p><b>FOOD</b></p> 	13	Number of food insecure people receiving EUTF assistance	<p><b>SDG 2 Zero hunger</b></p>	<p>Prevalence of moderate or severe food insecurity in the population (2.1.2.)</p>
<p><b>Syrian and host communities have better health,</b> through improved access to health (and water) services, strengthened local capacities (in health and WASH); and strengthened infrastructure (also in both sectors)</p>	Access to medical care and health services facilitated to Syrian, migrants and asylum seekers and host communities	<p><b>HEALTH</b></p> 	14	Number of primary health care consultations conducted with refugees and host communities	<p><b>SDG 3 Good health and wellbeing</b></p>	<p>Universal Health Coverage (UHC) index (3.8.1.)</p>
			15	Number of beneficiaries provided with medical examinations and essential medicines, including acute and chronic drugs		
	<p>Strengthened human capacity to deliver primary and secondary health care services</p>		16	Number of cases treated in emergency services		
			17	Number of pregnant women receiving 4 or more antenatal consultations		<p>Maternal mortality ratio (3.2.1)</p>
			18	Number of women attending at least one postnatal care visit at the supported health facilities		

RESULTS STATEMENTS		SECTOR		INDICATORS	SDG	SDG INDICATORS
	Improved health infrastructure		19	Number of vaccination visits for children under 5 years		Universal Health Coverage (UHC) index (3.8.1.)
			20	Number of professional staff trained in primary, secondary and tertiary health care services		
			21	Number of people reached through health education activities		
			22	Number of health infrastructure upgraded/refurbished		
			23	Number of health facilities using the upgraded stock management system		
	Improved WASH infrastructure	<p style="text-align: center;"><b>WASH</b></p> 	24	Number of individuals with access to improved drinking water source	<p style="writing-mode: vertical-rl; transform: rotate(180deg);">SDG 6 Clean water and sanitation</p>	Proportion of population using safely managed drinking water services (6.1.1.)  Proportion of population using (a) safely managed sanitation services and (b) a hand-washing facility with soap and water (6.2.1)
			25	Number of beneficiaries who have experienced an awareness session related to water use, sanitation or hygiene		
			26	Number of municipal and regional water and wastewater facilities constructed/rehabilitated		
			27	Kilometres of networks for water or wastewater installed or rehabilitated		
			28	Number of people trained in the WASH sector		
<p><b>Improved wellbeing of Syrian and host community children, women and adults</b>, through better protection mechanisms, strengthened local and national service and social cohesion capacities</p>	Strengthened children, women and adult protection mechanisms	<p style="text-align: center;"><b>PROTECTION</b></p> 	29	Number of cases referred for specialized services	<p style="writing-mode: vertical-rl; transform: rotate(180deg);">SDG 4 Quality education</p>	Proportion of children under 5 years of age who are developmentally on track in health, learning and psychosocial well-being, by sex AND refugee/host population (4.2.1.)
	30		Number of refugees and host community members receiving psychosocial support			
	31		Number of women benefitting from Gender Based Violence related services	<p style="writing-mode: vertical-rl; transform: rotate(180deg);">SDG 16 Peace, justice and strong institutions and SDG 10 Reduced inequalities</p>	Proportion of young women and men aged 18–29 years who experienced sexual violence by age 18 (16.2.3)	
	32		Number of individuals trained on child protection and gender-based violence			
	33		Number of beneficiaries of clearance and survey activities, including risk education			Number of countries that have implemented well- managed migration policies (10.7.2.)
	Psycho-social support services established					
Access to safe land						

RESULTS STATEMENTS		SECTOR		INDICATORS	SDG	SDG INDICATORS	
			34	Number of m <sup>2</sup> cleared			
	Local and national systems and service delivery capacities in target areas strengthened		35	Number of asylum facilities (re-) constructed/equipped/upgraded			
			36	Number of asylum spaces functional			
		<b>SOCIAL COHESION</b>  Enhanced community cohesion capacities among Syrian refugees and host communities	37	Number of municipalities benefitting from improved infrastructure and services		Proportion of population satisfied with their last experience of public services (16.6.2)	
	38		Number of officials from subnational governments and deconcentrated service providers trained on municipal planning and public service delivery				
	39		Number of staff (from institutions and local organisations) trained in social cohesion related topics				
	40		Number of young Syrian refugees and host community benefiting from peer information, outreach activities and extracurricular activities, such as sports and culture				
	41		Number of community centres and other facilities providing social cohesion activities				
	42		Number of individuals reached with outreach, information campaigns and awareness sessions				
<b>Improved alliances</b> promoting development in the neighbour countries of Syria and awareness on crisis and response in the EU and host affected communities	Provision of advocacy for refugees		<b>ADVOCACY</b> 	43	Number of advocacy initiatives supported at the national and regional level		
	Alliances built		<b>ALLIANCES</b> 	44	Number of civil society, public and private alliances as part of EUTF intervention		<b>SDG 17</b> <b>Partnerships for the goals</b>